HÄFELE

Lighting



The Catalogue.

2026





“Furniture – often the cooler type of lighting.”

Jörg Schmid, Managing Director Häfele Technology Solutions



Contents.



02
Statement.



06
Maximising the value of space. Together.



08
At the heart of everything:
The people.
And how they live.

10
The dialogue between furniture and room. Four planning categories.

14 Light as a connecting element.

16 Showtime.



20 One system.
Three product ranges.

22 Easy networking and installation:
the Plug&Play system.



24

**OneCable.
Turning a philosophy
into a product.**

26

**The connectivity
platform:
Häfele Connect.**



28

**Connectivity as a growing
stage model.**



32

**Experiencing light – deepening
knowledge – planning light.**

46

**About
Häfele Lighting.**

The products.

50

Lighting.

Linear light
- LED strip lights
  - Pro
  - Plus
  - Pure
- Linear luminaires
  - Pro
- Profiles
  - Pro
  - Plus

Point light/surface light
- Furniture lights
  - Pro
  - Plus
- Ceiling and wall lights
  - Plus
  - Pro

314

Control.

Wireless control
- Sensors
- Built-in systems
- Actors
- Control accessories

Wired control
- Sensors
- Actors
- Control accessories

396

Supply.

Drivers
- Pro Drivers
- Plus Drivers
- Pure Drivers
- Driver accessories

420

Accessories.

Cables
- Extensions
- Y-extensions
- Leads

Charging stations
- Inductive charging station
- USB charging station

Electrical accessories
- Power outlet, cable with flat plug
- Flush-mounted boxes

Tools
- Wood drill, drilling jig
- Stripper
- Adhesive tape
- Batteries
- Roll-in tool

442 Planning notes.

Light opens up space.



More than a hundred years ago, we started out on a path which led us quite literally to light. The starting point was furniture, which is still an essential part of our thinking. But over the course of the decades, by working together with furniture manufacturers, architects, designers and lighting planners, we have discovered that furniture as an integral part of the room can be more than just furnishings – namely



functional and atmospheric influencers in the room. For this reason, we dealt with light at a very early stage, with light as an immaterial furniture fitting, so to speak. From “Light in furniture”, the path organically continued to “Light in rooms” – to the only light brand to date that consistently considers both dimensions as a whole, including an integrated connectivity platform.

We are constantly collaborating with our light planners and designers and our product and software developers to support our customers and partners in creating rooms with added value. More functional, more intelligent, more atmospheric and more organised. In accordance with our purpose “Maximising the value of space. Together.”.

We put people, and how they live, at the heart of everything we do.

A room, and who uses that room, determines the lighting functionality that is needed. What happens during the day, what happens in the evening and what happens at night? Should the room have a cosy look, or a functional look? Or both? Should the focus be on the family portrait or the dining table? It's not about the lights themselves, but the effect the lighting has on the space and how different light sources work together to meet a common goal. At Häfele Lighting, we believe that lighting plays an important role in shaping a space, both inside and outside the furniture. If you consider furniture or installations to be a light source of a room, this enables you to explore other ways to create sophisticated, coordinated lighting solutions that go beyond everyday approaches. This becomes even more adaptable when you not only think about furniture and room lighting together, but are also able to control them together; with individually configured lighting scenes that transform the room as needed.
We developed the Häfele Connect for this purpose, enabling furniture and rooms to communicate with each other easily, for the benefit of those who live there.





“Good light is essential for the overall experience of a room.”

Wilfried Kurz, Lighting Application Designer

The dialogue between furniture and room in four categories.

How we think about lighting.

At Häfele Lighting, we don't simply understand light to be a function – we think about light as a design element in the constant dialogue between the furniture and the room: as an integral, emotional interplay of furniture, fixtures, rooms and light – for rooms that are not just functional but also noticeably vibrant.



From the furniture for the furniture.

The light source is located inside the furniture and highlights individual functional areas in or on the furniture.

From the furniture for the room.

The furniture and the fixtures act as a light source for the lighting of the room.





From the room for the furniture.

Room light highlights individual furniture and/ or stages materials, surfaces or individual details.

From the room for the room.

Light sources in the room highlight individual areas, or illuminate individual objects that are on the wall or freestanding in the room.



Kitchen

Functional light areas for preparing meals, or a festive mood for the covered table; good light in the kitchen brings together requirements that are completely different in an optimum way.

And if the cosy get-together turns into a stand-up party next to the stove, the room-encompassing control flexibility effortlessly creates the right ambience.



Dressing room

Uniform, shadow-free lighting is essential in a dressing room for realistic perception of colours and materials.

Accent light on shelves and in cabinets provides clarity, and leads to a functional and stylish room experience.



Shop

In the shop, light sets the scene for products in a targeted way, directs the view and creates emotional purchasing incentive.

Flexible light design makes it possible to atmospherically distinguish between different areas and subject matters.





Hotel

Light in the hotel makes a decisive contribution to the feel-good atmosphere – from the inviting lobby to the relaxing room ambience.

Coordinated light scenarios make it possible for guests to intuitively switch between activity and relaxation, and experience their stay in an individual way.

From furniture to room.
Light as a connecting element.



Häfele Lighting solutions can be found internationally in many exciting projects – be it in healthcare, hotels, shops, offices or living spaces. Discover inspirational lighting concepts that create atmosphere and breathe life into rooms.



Showtime.



Project: MM:NT Adina Berlin
Builder: Adina Hotels Europe
Design planning: ACME (London, GB), BWM (Vienna, AUT), Häfele Hospitality Solutions (Nagold, GER).









Light is more than just lighting – it is a design tool, an atmosphere and an architectural statement at the same time.

Project: Building at Lake Lucerne, Switzerland
Builder: Private
Planning: architektur^3 ag (Kerns, SUI)





Project: The Moving Tree, Egger Forum, St. Johann, Austria
Builder: Fritz Egger GmbH & Co. OG (St. Johann in Tyrol, AUT)
Design: Häfele Hospitality Solutions (Nagold, GER).





Project: Villa at Lake Starnberg, Germany
Builder: Private
Architecture: Alexandra Meyer Architect's Office (Starnberg, GER)
Specialist planning and implementation of kitchens and interior fittings: Pirkelmann + Schmidt Furniture and Kitchen Manufacturing (Ismaning, GER)



Project: AIVA – Institute for Vitality & Aesthetics, Berlin
Builder: DZG (German Center for Geriatrics) Berlin Betriebs GmbH & Co. KG (Berlin, GER)
Planning: Kappler Med+Org GmbH | Kappler GmbH & Co. KG (Birkenfeld, GER)



Showtime.



Project: Jopa Joma Design Apartments, Kenzingen
Investor/builder: Christoph and Stephan Schmidt (Kenzingen, GER)
Architecture: Schmidt Architects (Kenzingen, GER)



Project: Kerner Jewellers, Ulm
Builder: Julius Kerner GmbH (Ulm, GER)
Planning: HM Ideenhaus GbR (Bremen, GER)
Interior design: Oltmanns Innenausbau GmbH (Edewecht, GER)



Inspired by our customers: One system, three product ranges.

Product range.	Lighting.
Pro Ideal for demanding furniture and room stagings in the premium segment and long-term operation. · Premium quality · High-end lighting technology · Professional networking for the most stringent demands	· Configurable, design-oriented linear lights · High-efficiency brand LEDs · Almost loss-free light output over long distances of up to 8 m · Very high colour rendering (CRI > 92) · Minimum life time 50,000 hrs.
Plus Ideal for individual furniture solutions, the kitchen industry and extensions in the room. · Comprehensive Plus product range · High quality · Attractive price-performance ratio · Convenient control facilities	· Configurable linear lights · Brand LEDs · Equal light distribution at medium distances of up to 5 m · High colour rendering (CRI > 90) · Minimum life time 30,000 hrs.
Pure Ideal for small lighting installations in industrial environments. · Compact Pure product range · Low-cost entry-level solution in the industrial environment.	· For simple applications with short distances of up to 2 m · Colour rendering (CRI > 80) · Minimum life time 15,000 hrs.

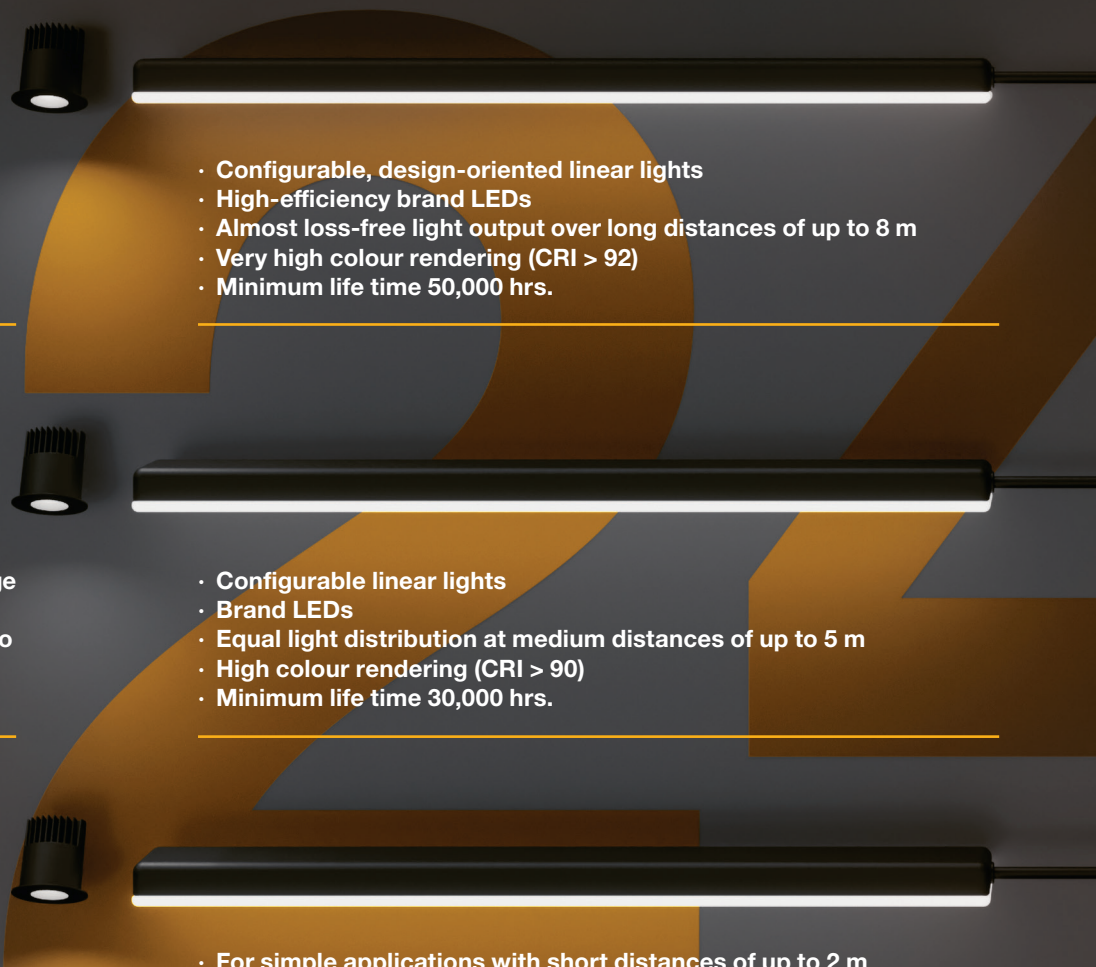

Every project has different priorities in its requirements, e. g. economical, technical or planning. But quality and safety must always be reliably guaranteed – with consistent ease of installation. This is why we have further developed our system into three product ranges which are oriented to our customers' practices. From the smaller, less complex basic product range (Pure) to the ambitious solution with high-end technology (Pro).

The Plus product range is ideally configured for the majority of lighting tasks in terms of light quality and also planning and networking options – and the way into the room is open at all times with Plus. All three product ranges are internationally certified, and can also be combined with each other using the uniform plug system. The perfect system for any task.

Control.

Supply.

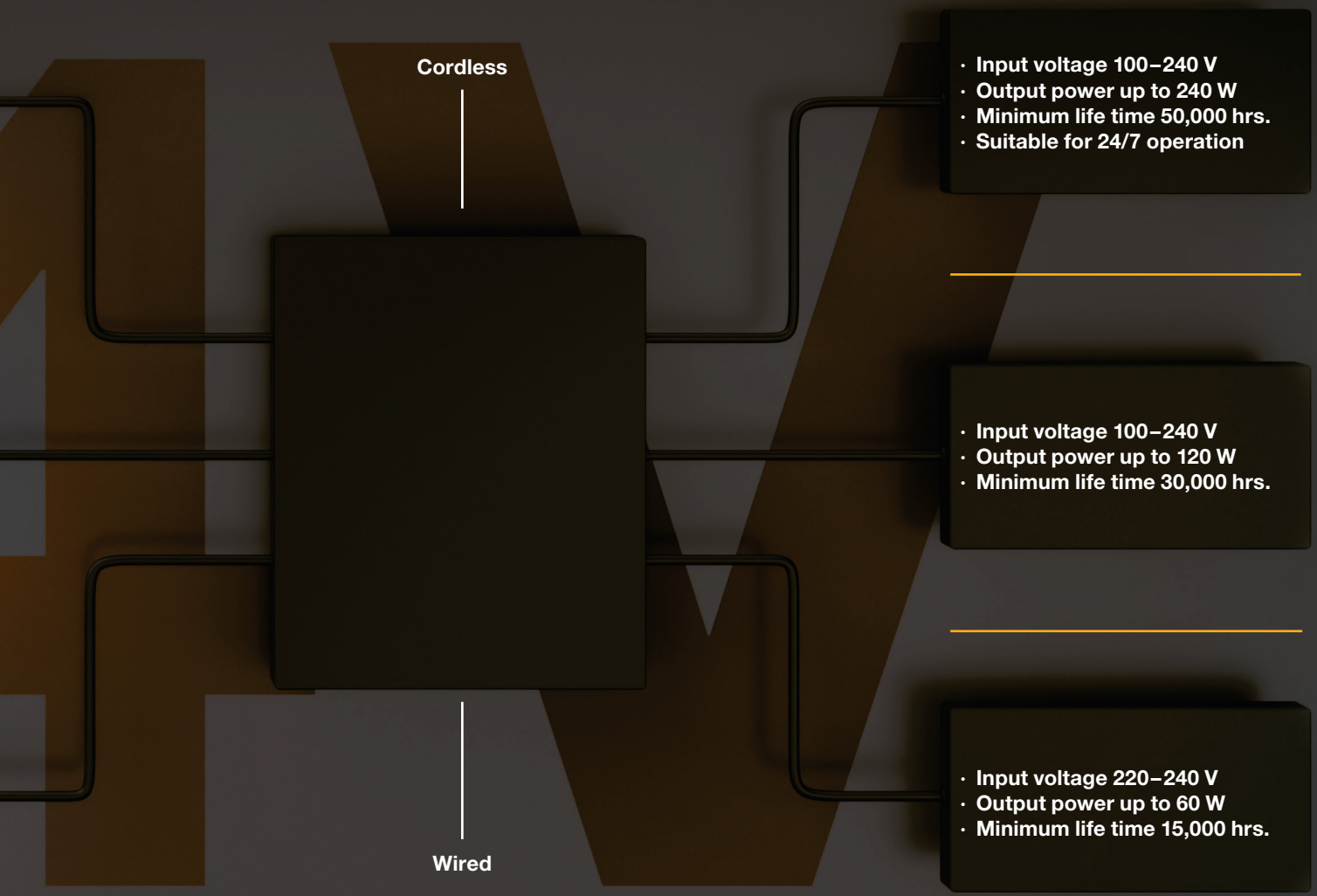


Lighting.
Control.
HÄFELE Lighting
Create light experiences with ease in minutes.
Start
1 2 3 4 5 6
A
B
C

Easy networking and installation is more intelligent: the Plug&Play system.

Supply.



Used hundreds of thousands of times all over the world and continuously further developed: The Häfele Lighting LED system. Its success lies in its simplicity and its intuitive application. The main components can be quickly and easily connected using a simple plug-in system, and at the same time, almost any light planning idea can be efficiently implemented using the flexible and logically designed modular lighting system.
For furniture. For the room. Or for both together.

OneCable. Turning a philosophy into a product. The light for furniture. And rooms.



“From the furniture to the room. OneCable now also makes this path easier for cabinet makers and joiners.”

Simon Frech,
Head of Product Management

OneCable, bringing light from the furniture out into the room. Freely plannable and easy to install through a Plug&Play system, working with Häfele Connect Mesh is child’s play.
With a multitude of different lights that can be clipped in anywhere, OneCable works independently of cable outlets and offers a wide range of options for individual lighting design, from illuminating kitchen islands, to zoning, putting focus on materials, surfaces or favourite objects.
Furniture can be used to take light out of its traditional comfort zone and branch out into the room. The same system in a different role: as a room designer or congenial dialogue partner, using light both inside and outside of the furniture.

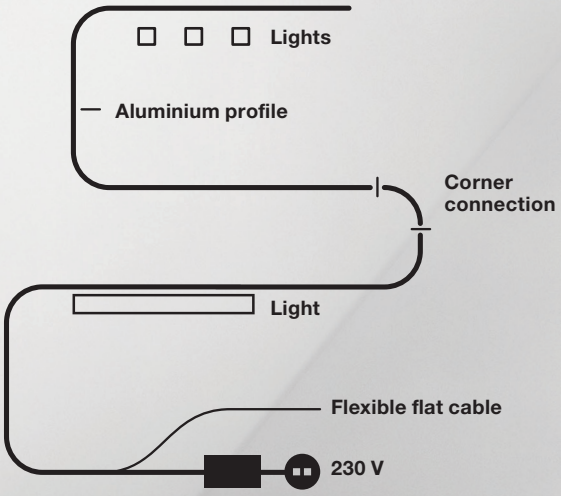



Häfele Connect.

Control light to suit your individual needs.



In order for lights to communicate with each other independently, they must be able to detach themselves from fixed cable connections. With Häfele Connect, this works via a wireless connection via Bluetooth®. All of the lights which are equipped with an appropriate chip – or also other devices in the room – form a network that is controllable from a central location. Using a wall-mounted push button, remote control or app.

Everything is interconnected. This makes it very easy to configure and call up individual lighting scenes. And above all: everything can be easily changed so that the light can be adapted to the lives of the residents. Or if hotel rooms and shops are to be redesigned without complex installations affecting the schedule. Häfele Connect is open for integration in third-party systems.



Connect Mesh App

The world might be getting smarter, but so are we! Häfele Technology Solutions, the in-house start-up.

Both our work and home lives are becoming increasingly digital. With this in mind, we started moving from hardware to software several years ago. With a professional team of developers, start-up spirit and the same development philosophy as our lighting systems, ‘simple, flexible and open’ – which we applied to the Häfele Lighting Connect Mesh connectivity platform – we developed a step-by-step model that can grow organically, on a shared technological basis. From simple push-button operation to professional integration into all relevant smart home systems: the Häfele Lighting platform is adaptable.
It’s future-proof in two ways: the user remains flexible and the technology is always up to date. This way, our customers are always connected to the future.

03
Smart Home.
Connection to Smart Home systems.

01
Easy Pairing.
All of the lights are connected at the push of a button, making them controllable from a central location.



“Our goal is to have an open digital ecosystem, especially for everything that lies ahead.”

Thomas Kubitza,
Head of Product Development

04
Professional.
Networking with external building control systems.

02
Connect Mesh App.
Different lighting scenes, groups and time controls can be set up and controlled with the app.

Growing organically. Häfele Connect.

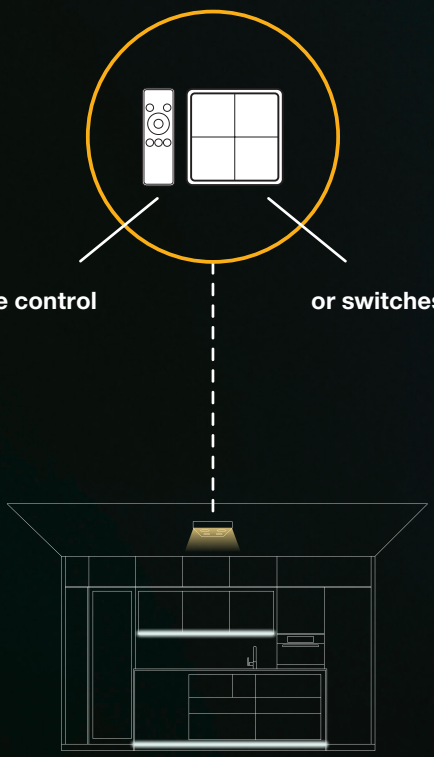

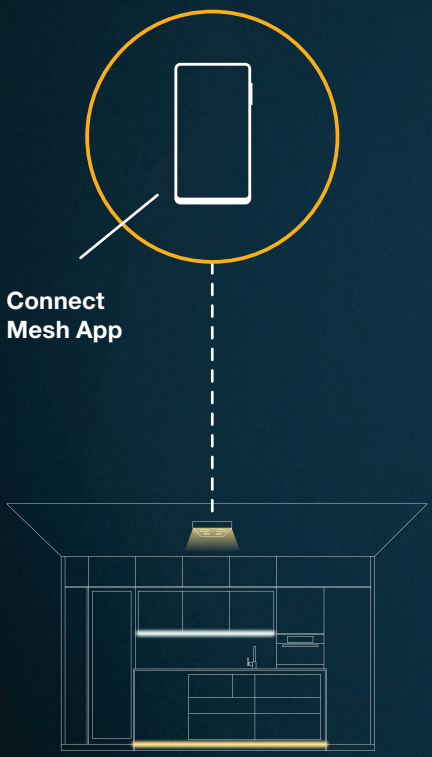

Level
01 EasyPairing

EasyPairing allows quick and easy commissioning of a small mesh network without an app. A push of a button is sufficient to connect all devices in a group.

- Wireless mesh network
- All mesh devices are compatible

Level
02 Connect Mesh App

The Connect Mesh app makes it easy to set up, customise and intuitively control small and medium-sized mesh networks. Furthermore, it also provides convenience functions such as scenes and time control, and supports integration with mesh-compatible devices from other manufacturers – including EnOcean, JUNG HOME and Steinel Connect.

- Individual groups and scenes
- Time control
- Combinable with Mesh Friends
- Wireless mesh network
- All mesh devices are compatible

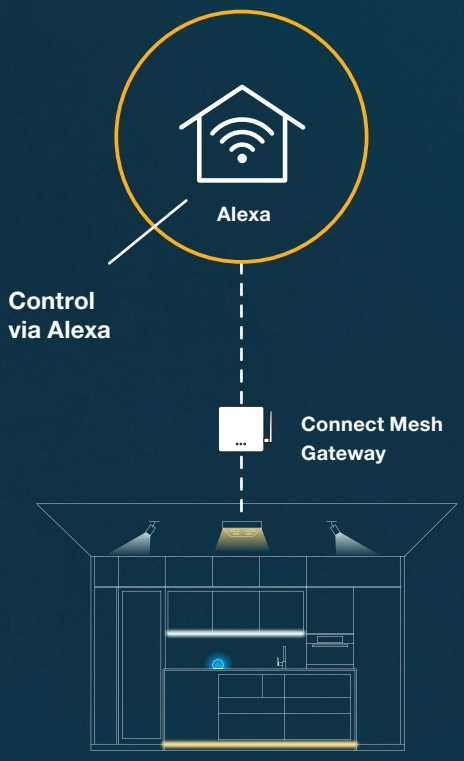

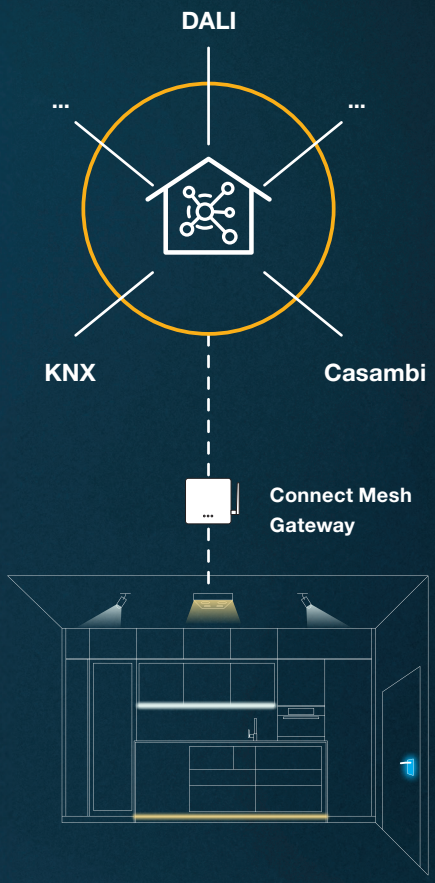

Level
03 Smart Home

Voice control and integration with all Amazon Echo compatible Smart Home devices can be set up quickly and easily with the Connect Gateway. A cloud API is available for further connections. MATTER compatibility will also provide a broad connection to other Smart Home systems.

- Voice control via Amazon Alexa
- Combinable with all Alexa compatible Smart Home devices
- Cloud API for connections
- Individual groups and scenes
- Time control
- Combinable with Mesh Friends
- Wireless mesh network
- All mesh devices are compatible

Level
04 Professional

An open approach via MQTT and Node-RED makes it possible to integrate Connect Mesh seamlessly with any third-party systems such as with KNX, Casambi, DALI and Häfele Dialock. Connect Gateway allows for both local and cloud-based integration.

- Open approach to the integration of any third-party systems
- Connectable to KNX, Casambi, DALI, Häfele Dialock
- Voice control via Amazon Alexa
- Cloud API for connections
- Individual groups and scenes
- Time control
- Combinable with Mesh Friends
- Wireless mesh network
- All mesh devices are compatible

Experiencing light – deepening knowledge – planning light.



“Using light, we create an atmosphere that is tailored to the use of the room.”

**Frank Schlosser,
Head of Light Planning**

**Using light to highlight materials and surfaces is at the heart of our design approach.
From defining the type of lighting required, to choosing the relevant lighting technology and selecting the product, we work with our customers to plan the appropriate lighting for the desired room effect. We help ensure that rooms have the right atmosphere, presenting the solutions for complex lighting scenes, with the simplest control option.
Our lighting experts provide exciting answers to many questions about the basics of lighting planning. So work with us to get some inspiration, and re-discover the effect of good lighting.**

Examples of lighting design.



Häfele Lighting is the first and to date only brand to combine the concepts of "light in furniture" and "light in rooms" into an integrated and networked holistic experience.

In doing so, we remove the boundaries between furniture lighting and room lighting, and show how entire rooms can also be illuminated from the furniture.

Intelligent, integrated and networked lighting solutions are optimally illuminated and atmospherically upgraded for every room – in line with our purpose of: "Maximising the value of space. Together."

Four types of lighting for interior lighting design.

We show an example of the basic approach in the implementation of light solutions on the example of a kitchen-living room. The combination of the criteria leads to a coherent result.



Result: Activities can be performed in an optimum way.

01 Task lighting

Which activities require good visual conditions? These should be supported by dedicated lighting with an increased light level.

- Spotlights above the kitchen island.
- Work surface lighting for the alcove in the kitchenette.



Result: The light creates experiences.

02 Accent lighting

Do certain light applications impress with their emotional effect?
The lights that are used are a purely subjective decision of the users:

- Linear lights or accentuating spotlights in the furniture interior.
- Illuminated recessed grip profiles and strips.
- Light coves in furniture or in the room.
- Emphasis on high-quality finishes.
- Everything you want to show! Large and small collectibles, images and sculptures in the room, or even a plant?
- Aesthetically designed lights.



Result: The room becomes an experience.

03 Ambient lighting

Is there sufficient light in furniture and light in rooms after selecting task and accent lighting?
Other light sources can complement the concept:

- In the classic scenario, ceiling lights are positioned in order to provide orientation in the room if there is a lack of daylight. In this case, wall and ceiling floodlights provide the necessary brightness in the cabinets and in the room.
- If the basic lighting that is required during the day provides little atmosphere in the evening, additional cabinet and drawer lighting can provide sufficient visual conditions.

04 Dynamically controlled lighting

Have the first three types of light for task lighting, decorative accentuation and spatial ambient lighting been determined? The Häfele Connect system now coordinates the individual lights as required:

- Detailed pre-planning is not essential.
- Usage scenarios arise in a playful way by means of intuitive usability.
- Scenes, dimming and colour temperature can be adapted directly and individually.



The interaction of the four types of lighting creates a coherent and individual lighting atmosphere for the room.

Kitchen.

**Functional light areas for preparing meals, or a festive mood for the covered table; good light in the kitchen brings together requirements that are completely different in an optimum way.
And if the cosy get-together turns into a stand-up party next to the stove, the room-encompassing control flexibility effortlessly creates the right ambience.**



Task lighting
- Linear lights under the wall unit to light the countertop
- OneCable spotlights above the hob on the island
- OneCable suspended luminaire above the island's dining area

Ambient lighting
- OneCable wallwasher for the kitchen cabinetry

Accent lighting
- Linear light below the wall units
- OneCable spotlight for highlighting wall art
- Illuminated recessed grip profiles
- Illuminated plinth lighting

Dynamic lighting
- Scenes for different times of day
- Preset scenes for recurring routines



Dressing room.

Uniform, shadow-free lighting is essential in a dressing room for realistic perception of colours and materials. Light on shelves and cabinets creates clarity and supports a stylish, high-quality room experience.



Task lighting
- Horizontal and vertical linear lights in the interior of the cabinet
- R One Spot for the island
- R One Asymmetric for additional interior cabinet lighting and trying on
- Mirror with direct beam proportion

Ambient lighting
- R One Asymmetric for cabinet fronts

Accent lighting
- Mirror with indirect beam proportion
- Illuminated plinth

Dynamic lighting
- Scenes for different times of day
- Scenes for trying on and make-up



Hotel.

Good light in the hotel makes a decisive contribution to the feel-good atmosphere – from the inviting lobby to the relaxing room ambience. Coordinated light scenarios make it possible for guests to intuitively switch between activity and relaxation, and experience their stay in an individual way.



Task lighting
- Bedside lights
- Linear light in the pantry kitchen
- Reading light on the bracket

Ambient lighting
- Ceiling uplighter integrated into the wall panel
- R One Asymmetrical in the entrance area
- Linear light under the nightstand for orientation

Accent lighting
- Cove lighting surrounding the television

Dynamic lighting
- Scenes for Welcome, Entertain, Relax, Vitality, etc.



Shop.

In the shop, light puts the focus on products in a targeted way, directs the view and creates emotional purchasing motivation. Flexible light design makes it possible to atmospherically distinguish between different areas and subject matters.



Task lighting
- Q Four TT in the conductor rail for flexible zoning
- Linear lights in the shelves
- Display cabinet spotlight for the exhibits

Ambient lighting
- R One spotlights integrated into Disc'n Dots acoustic panels
- R One Asymmetric for wall panelling
- Linear lights on the conductor rails for ceiling illumination

Accent lighting
- Linear lighting within wall panelling
- Cove lighting integrated into the ceiling

Dynamic lighting
- Scene for regular sale
- Scenes for presentations, events, etc.
- Scene for night presentation



Häfele Lighting.

“Making amazingly simple creative light solutions behind the scenes possible. This is the idea of our lighting system.”

Simon Frech,
Head of Product Management





“If I combine furniture light and room light, I can achieve emotional added value. The room then becomes more delicate and decorative. The ambience begins to live.”

Wilfried Kurz, Lighting Application Designer

Häfele Lighting.

Developed with pride, supported by services, ready to experience first-hand.

In-house development and solution expertise.

Häfele Lighting has its own team of developers. Häfele Technology Solutions brings all of this together as the Häfele Group's specialist subsidiary for lighting and connectivity.

Together with its customers, the interdisciplinary team designs innovative, networked lighting systems for work and living environments. Häfele Technology Solutions optimises the way in which interiors are conceived, used and experienced – from the initial idea to the final application.

With this technological expertise, Häfele Lighting is now an established manufacturer and valuable development partner for the furniture and kitchen industry as well as planners, architects and designers.









Four Häfele Plus services.

Häfele Lighting offers you a comprehensive range of services. The prime objective of our Plus services is to relieve the strain on you and therefore further increase your productivity and efficiency.

- **Service+ Knowledge**
  Inspiration and expertise
- **Service+ Planning**
  Tools and support
- **Service+ Customised**
  Customised and made-to-measure
- **Service+ Assist**
  Professional and personalised

Experience light - as this is the only way to bring together functionality, emotion, atmosphere and spatial effects.



Nagold.

The Häfele brand world in Nagold demonstrates across 1,000 m² how networked lighting makes living spaces smarter – embedded in innovative, built-in studies for the Micro Living and Smart Home mega trends.



Stuttgart.

The Blackbox is an ideas workshop in which a new and holistic approach is taken to designing, planning and implementing furniture, light, space and connectivity. The lighting is staged and takes effect much like on a theatre stage.



Hamburg.

Immerse yourself in the world of light and connectivity in the Häfele showroom in Kaltenkirchen near Hamburg – discover how intelligent technology makes rooms vibrant and future-proof.



Mobile.

We'll bring the Häfele Lighting Mobile to you. Experience the fundamentals of what Häfele Lighting has to offer for your projects in a compact space. From the furniture to the room.

Lighting.


9:41
HÄFELE Lighting
Create light experiences with ease in minutes.
Start
1 2 3 4 5 6
A
B
C

The products.

Linear light 62

- **LED strip lights** 62
  - Pro 62
  - Plus 80
  - Pure 98
- **Linear luminaires** 72
  - Pro 72
- **Profiles** 100
  - Pro 100
  - Plus 164

Point light/surface light 208

- **Furniture lights** 208
  - Pro 208
  - Plus 228
- **Ceiling lights, wall lights** 224
  - Plus 224
  - Pro 256

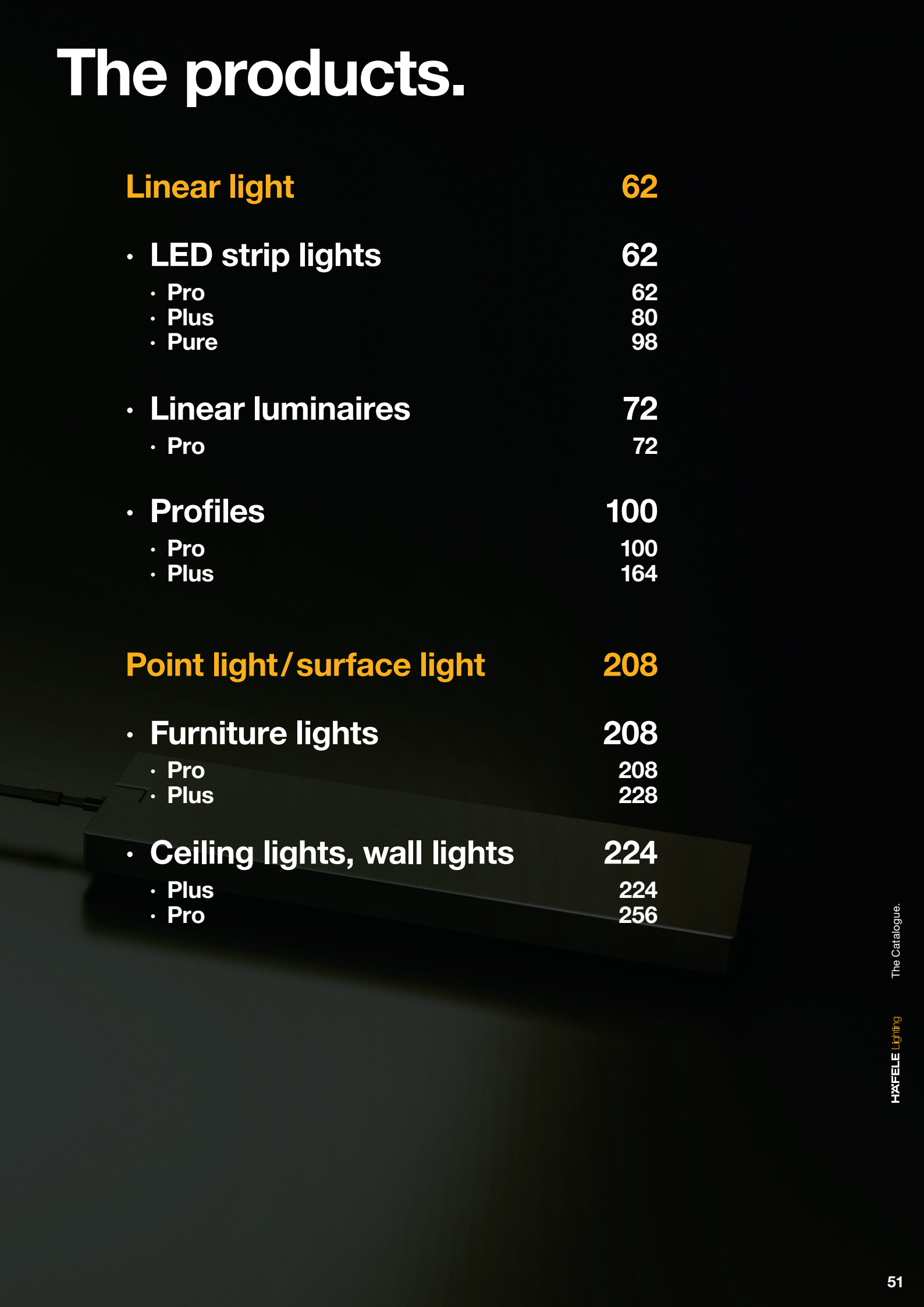

The new 24 V LED strip light product range.





Häfele Lighting LED strip lights provide flexible lighting solutions for numerous lighting tasks: as accent lighting for atmospheric staging, as task lighting for targeted light, e.g. in the kitchen, and as ambient lighting for uniform illumination of furniture and rooms.

The **24 V technology** makes networking of the light in furniture and in the room easy and convenient – for a coherent, well thought-out lighting concept from a single source.

The advantages of 24 V:

- Longer strip light lengths possible
- More power via a driver (up to 240 W)
- More power via a slot (up to 120 W)
- More power with LED strip lights (up to 19.2 W/m)
- Room light and furniture light can be combined (based on 24 V technology)
- Future-proof
- Cost-neutral
- Aesthetically designed lights

New: High-efficiency LED strip lights*



- LED 3140
- LED 3141
- LED 3142
- LED 3145
- LED 3146
- LED 3148
- LED 3150
- LED 3151
- LED 3152
- LED 3153

*up to 160 lm/W

OneCable.
The minimalist lighting system.







The OneCable 24 V light system provides extremely flexible possibilities for furniture and room lighting. Thanks to its simple installation characteristics, it can be easily adapted to individual room settings. In white or black, OneCable can be used as an effective accent in the room design.

With a simple modular system of components, you can flexibly place light wherever you need it. Give it a try.



Spot 4 TT, tunable white



Spot 9 linear, tunable white



Connection for LED strip lights 8 mm, 3-pin, tunable white



Cable guide



Power supply



Power supply

Further information and ordering here:
www.hafele.com.de/onecable

Linear light 24 V

LED strip Pro



LED 3142/3145/3148
8 mm
Page 62



LED 3141
5 mm
Page 64



LED 3152/3153
8 mm
Page 66



LED 3047/3049
8 mm
Page 68



LED 3080
10 mm
Page 70

Linear luminaires Pro



LED 3110
Page 72



LED 3053
Page 76



LED 3054
Page 78

LED strip Plus



LED 3071/3073/3074
8 mm
Page 80



LED 3057
3 x 6 mm, Silicone
Page 82

LED 1158
6 x 6 mm, Silicone
Page 84



LED 3084/3085
6.5 x 6 mm, Silicone
Page 86

LED 1163
4 x 8 mm, Silicone
Page 88



LED 3099/3199
4 x 10 mm, Silicone
Page 90



LED 3103/3104/3105
8 mm, COB
Page 92



LED 3178/3179/3180
8 mm
Page 94



LED 3106/3107/3108
8 mm, COB
Page 96

LED strip Pure



LED 3174
8 mm, COB
Page 98

Monochrome

Tunable white, requires components with 2-wire technology (e.g. distributors, leads)

Tunable white, requires components with 3-wire technology (e.g. distributors, leads), suitable for DALI

RGB

Profile Pro

For recess mounting

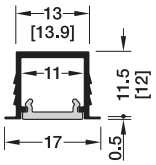

1103
Page 100

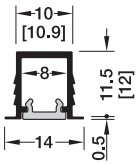

1104
Page 102

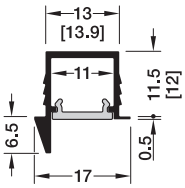

1105
Page 104

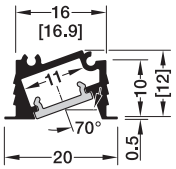

1106
Page 106

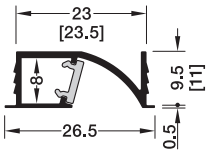

1107
Page 108

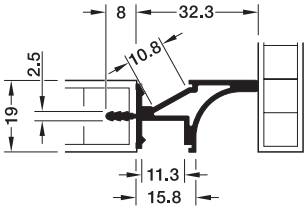

1108
Page 110

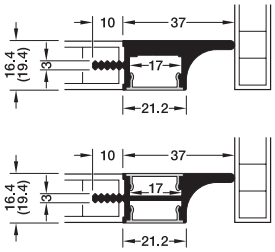

3101/3102
Page 112

For under mounting

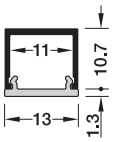

2101
Page 114

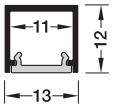

2102
Page 116

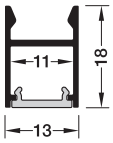

2103
Page 118

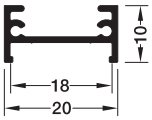

4101
Page 120

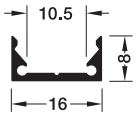

4104
Page 122

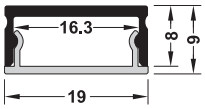

4105
Page 124

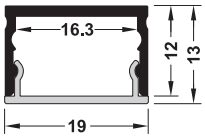

4106
Page 126

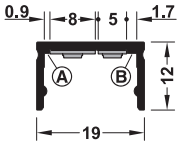

4107
Page 128

Special profiles

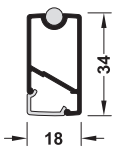

5104
Page 130

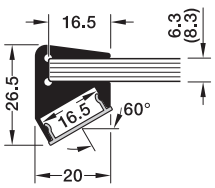

5101
Page 132

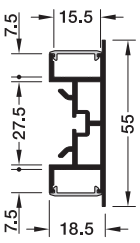

5102
Page 134

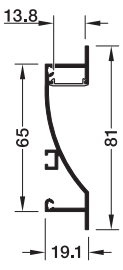

5103
Page 136

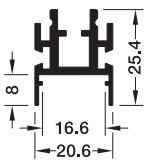

5190
Page 138

Linear light 24 V

Special profiles

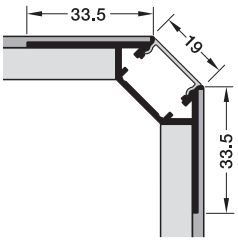

Drywall profile
Page 146

Profile accessories



Inline switches
Page 160



Diffuser
Page 162

Profile Plus

For recess mounting

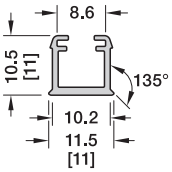

1101
Page 166

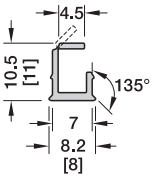

1102
Page 164

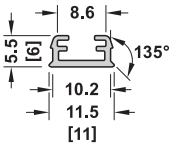

1109
Page 168

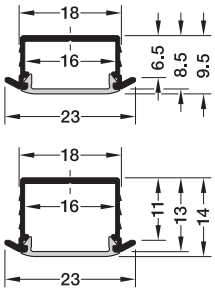

1190/1191
Page 170

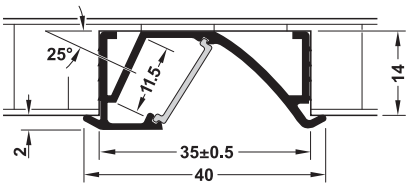

1193
Page 172

For under mounting

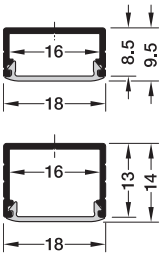

2190/2191
Page 174

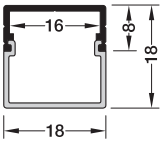

2192
Page 176

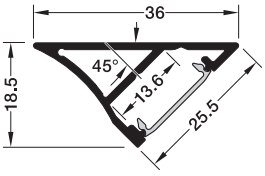

2193
Page 178

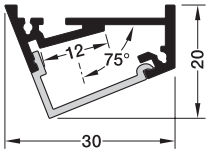

4102
Page 180

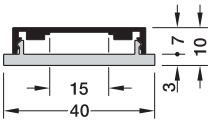

4103
Page 182

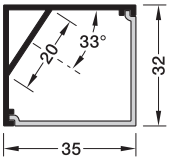

4108
Page 184

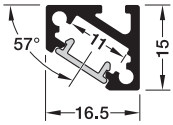

5106
Page 186

Special profiles

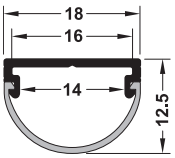

Drawer profile 2194
Page 188

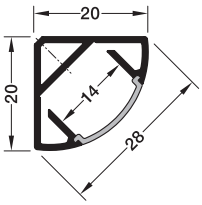

Corner profile 2195
Page 190

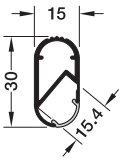

Wardrobe rail profile 5105
Page 192

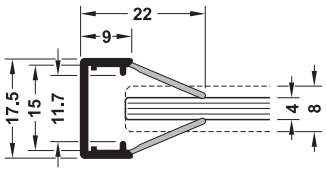

Glass edge profile 5108
Page 194

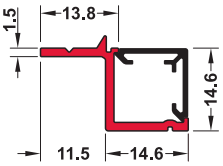

Plinth profile 5111
Page 196

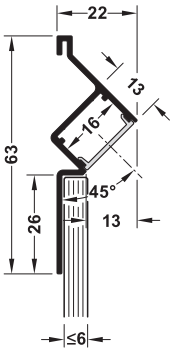

5107
Page 198

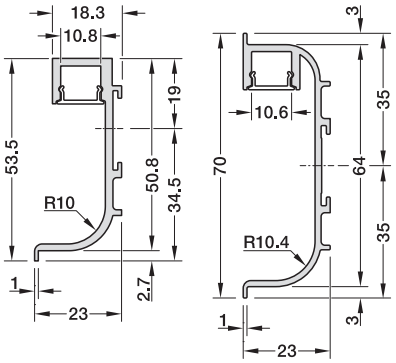

Recessed handle with LED
Page 200

Profile accessories

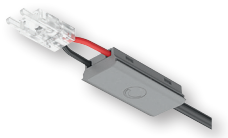

Inline switches
Page 202



Diffuser
Page 204



Cable channel
Page 206



Cooling strip
Page 206



Corner guidance
Page 206

Spot light/Area light 24 V

Furniture light Pro



LED 3090
Page 208



LED 3008
Page 210



LED 3092/3086/3091
Page 212



Einbau-, Unterbaugehäuse
Page 214



LED 3095/3096
Page 216



LED 3097/3098
Page 218



LED 3111
Page 220



LED 1167
Page 222



LED 3033
Page 224



LED 3197
Page 226

Furniture light Plus



LED 3094
Page 228



LED 3112/3113/3114
Page 230



LED 3035/3036
Page 232



LED 3067/3066
Page 234



LED 3101/3102
Page 236



LED 3100
Page 238



LED 3109
Page 240



LED 3034
Page 242

Monochrome

2 Tunable white, requires components with 2-wire technology (e.g. distributors, leads)

3 Tunable white, requires components with 3-wire technology (e.g. distributors, leads), suitable for DALI

Ceiling, wall light Plus



OneCable
Page 244



R One
Page 254

Ceiling, wall light Pro



Q Four Connect
Page 256



Modul Q Connect
Page 260



Modul Q
Page 272



Cubic Connect
Page 284



Cubic
Page 292



Zen Connect
Page 300



Zen
Page 302



Lighting Pad Lounge
Page 304



Modul Q Project
Page 308



Modul R Project
Page 310



Modul L Project
Page 312

Monochrome

Tunable white

LED 3142/LED 3145/LED 3148
LED strip light 24 V, 8 mm, IP20

Pro





- Equipped with high-quality CREE LEDs
- Highly efficient and sustainable (>160 lm/W)
- Long life time and high performance

Dimmable:	Yes
Area of Application:	Indirect light in cabinets (inside), bases, staircase area, LED 3148: also work light, indirect room lighting
Width of strip:	8 mm
Number of LEDs/m:	160
Life time:	L80/B10 >50,000 hrs L70/B50 >80,000 hrs
Colour rendering index Ra:	92
Colour rendering index R9:	>50
Mounting:	Self-adhesive
Supplied with:	1 Roll

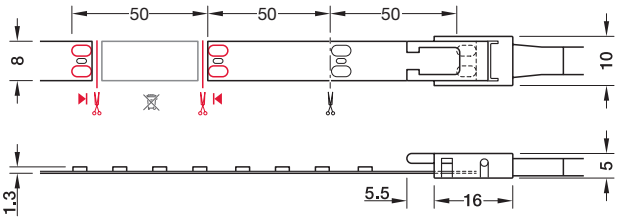

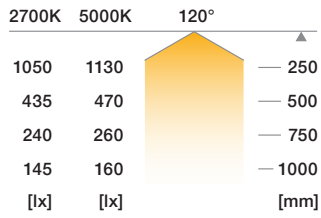

LED 3142

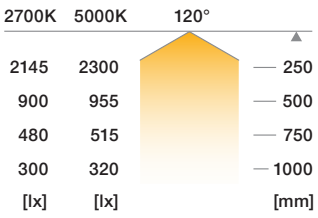

LED 3145

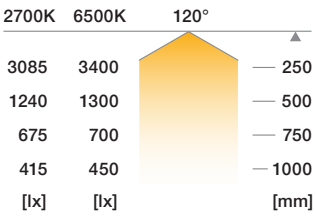

LED 3148

Illuminance value in lx applies to 1 m (39 3/8") strip length





Monochrome

Colour temperature K	Wattage/m W	Luminous flux/m lm	Luminous efficiency lm/W	Max. strip light length (visual) m	5 m	50 m
LED 3142						
2700	3.0	440	147	11	833.76.215	833.76.445
3000		465	155		833.76.216	833.76.446
4000		490	163		833.76.217	833.76.447
5000		495	165		833.76.218	833.76.448
LED 3145						
2700	6.0	920	153	6.5	833.76.225	833.76.455
3000		970	162		833.76.226	833.76.456
4000		1000	167		833.76.227	833.76.457
5000		1040	173		833.76.228	833.76.458
LED 3148						
2700	9.5	1445	152	6	833.76.255	833.76.475
3000		1475	155		833.76.256	833.76.476
4000		1540	162		833.76.257	833.76.477
5000		1550	163		833.76.258	833.76.478

Note
Maximum strip length (visual) describes a strip section with a visually imperceptible drop in luminous flux of max. 30%.
Please note: a strip light section with new infeed following on directly after will be noticeably brighter.

Accessories for LED strip 8 mm

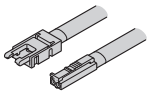

> Lead 5 A/18 AWG

Length mm	Cat. No.
100	833.75.762
500	833.75.763
2000	833.75.764

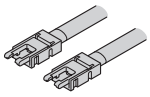

> Interconnecting lead 5 A/18 AWG

Length mm	Cat. No.
50	833.75.765
2000	833.75.766

Note: Lead and interconnecting lead can be used with SMD and COB strips.



> Clip connector 5 A

	Cat. No.
Clip connector	833.75.767



> Corner connector 90° rigid, 5 A for left or right

	Cat. No.
Corner connector rigid	833.89.187



> Corner guide in 90° aluminium profiles

	Cat. No.
Corner guide	833.89.308

Lighting system. Additional components in the Häfele Lighting catalogue.

Lighting
Profiles from page 100

Furniture light from page 208
Ceiling, wall light from page 244

Controlling
Wireless
Sensors from page 318
Actors from page 354

Wired
Sensors from page 366
Actors from page 380

Supplying
Drivers from page 400
Main leads from page 414

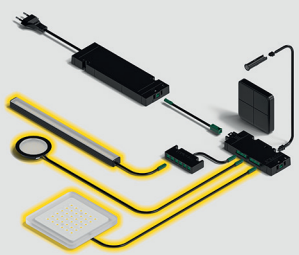

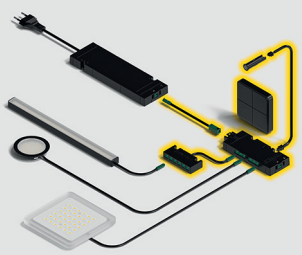

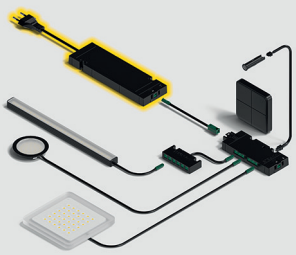

LED 3141
LED strip light 24 V, 5 mm, IP20

Pro





> Extra narrow – width 5 mm
> Equipped with high-quality CREE LEDs

Dimmable:	Yes
Area of Application:	Indirect light in cabinets (inside), bases, staircase area
Width of strip:	5 mm
Number of LEDs/m:	160
Life time:	L80/B10 >50,000 hrs L70/B50 >80,000 hrs
Colour rendering index Ra:	92
Colour rendering index R9:	>50
Mounting:	Self-adhesive
Supplied with:	1 Roll

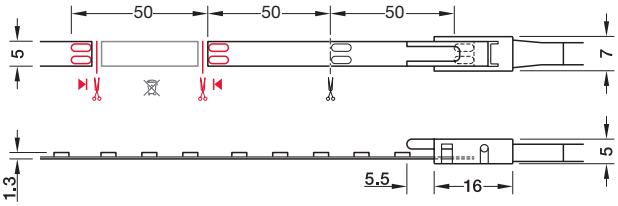

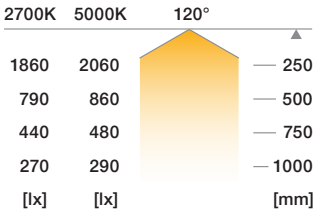

LED 3141

Illuminance value in lx applies to 1 m (39 3/8") strip length





Monochrome

Colour temperature K	Wattage/m W	Luminous flux/m lm	Luminous efficiency lm/W	Max. strip light length (visual) m	5 m	50 m
LED 3141						
2700	6.0	870	145	5	833.76.205	833.76.435
3000		930	155		833.76.206	833.76.436
4000		955	159		833.76.207	833.76.437
5000		990	165		833.76.208	833.76.438

Note
Maximum strip length (visual) describes a strip section with a visually imperceptible drop in luminous flux of max. 30%.
Please note: a strip light section with new infeed following on directly after will be noticeably brighter.

Accessories for LED strip 5 mm

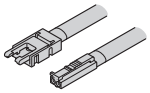

> Lead 3.5 A/20 AWG

Length mm	Cat. No.
100	833.93.741
500	833.95.875
2000	833.95.711



> Clip connector 3.5 A

	Cat. No.
Clip connector	833.89.207

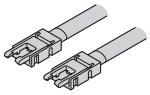

> Interconnecting lead 3.5 A/20 AWG

Length mm	Cat. No.
50	833.89.194
500	833.89.195
2000	833.89.196



> Corner connector 90° rigid, 3.5 A for left or right

	Cat. No.
Corner connector rigid	833.89.190

Lighting system. Additional components in the Häfele Lighting catalogue.

Lighting
Profiles from page 100

Furniture light from page 208
Ceiling, wall light from page 244

Controlling
Wireless
Sensors from page 318
Actors from page 354

Wired
Sensors from page 366
Actors from page 380

Supplying
Drivers from page 400
Main leads from page 414

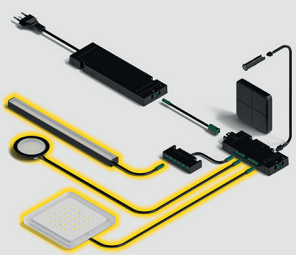

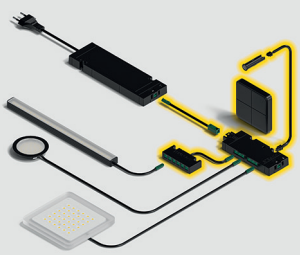

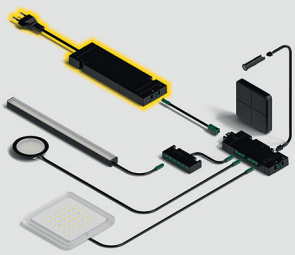

LED 3152/LED 3153

LED strip light (constant current) 24 V, 8 mm, IP20

Pro





- > Häfele constant current technology
- > Uniform brightness over the entire strip light length
- > Longer life time, visual strip length, luminous efficacy
- > Protected from short-term voltage spikes up to 26.4 V
- > Equipped with high-quality CREE LEDs

Dimmable:	Yes
Area of Application:	Indirect light in cabinets (inside), bases, staircase area, work light, indirect room lighting
Width of strip:	8 mm
Number of LEDs/m:	160
Life time:	L80/B10 >70,000 hrs L70/B50 >100,000 hrs
Colour rendering index Ra:	92
Colour rendering index R9:	>50
Mounting:	Self-adhesive
Supplied with:	1 Roll

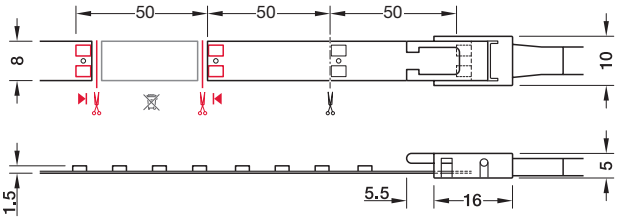

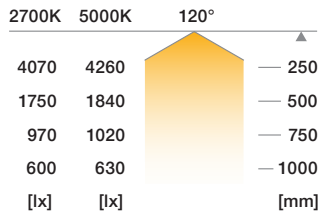

LED 3152

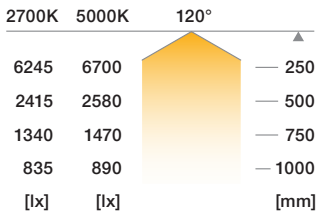

LED 3153

Illuminance value in lx applies to 1 m (39 3/8") strip length





Monochrome

Colour temperature K	Wattage/m W	Luminous flux/m lm	Luminous efficiency lm/W	Max. strip light length (visual) m	5 m	50 m
LED 3152						
2700	13.0	1810	139	7	833.76.295	833.76.555
3000		1825	140		833.76.296	833.76.556
4000		1880	145		833.76.297	833.76.557
5000		1910	147		833.76.298	833.76.558
LED 3153						
2700	19.2	2530	132	5	833.76.145	833.76.565
3000		2630	137		833.76.146	833.76.566
4000		2760	144		833.76.147	833.76.567
5000		2770	144		833.76.148	833.76.568

Note
With constant current strip lights, the maximum strip light length (visual) describes a section of the strip light within which the luminous flux reduction is not visually perceptible, not even compared to a directly following strip light section with a new infeed.

Accessories for LED strip 8 mm

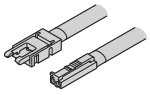

> Lead 5 A/18 AWG

Length mm	Cat. No.
100	833.75.762
500	833.75.763
2000	833.75.764

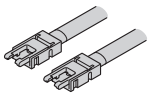

> Interconnecting lead 5 A/18 AWG

Length mm	Cat. No.
50	833.75.765
2000	833.75.766

Note: Lead and interconnecting lead can be used with SMD and COB strips.



> Clip connector 5 A

	Cat. No.
Clip connector	833.75.767



> Corner connector 90° rigid, 5 A for left or right

	Cat. No.
Corner connector rigid	833.89.187



> Corner guide in 90° aluminium profiles

	Cat. No.
Corner guide	833.89.308

Lighting system. Additional components in the Häfele Lighting catalogue.

Lighting
Profiles from page 100

Furniture light from page 208
Ceiling, wall light from page 244

Controlling
Wireless
Sensors from page 318
Actors from page 354

Wired
Sensors from page 366
Actors from page 380

Supplying
Drivers from page 400
Main leads from page 414

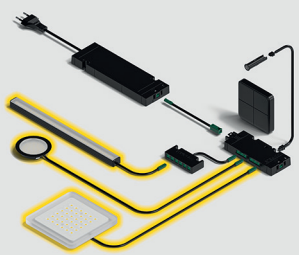

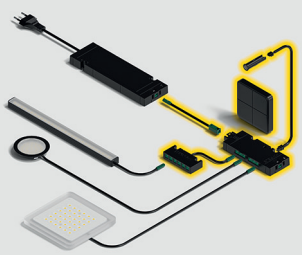

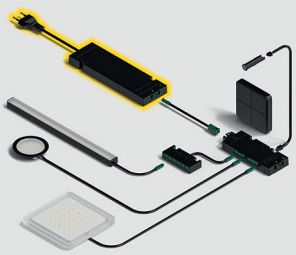

LED 3047/LED 3049
LED strip light 24 V, 8 mm, IP20

Pro



> **Optimised light mixture**
> Tunable white
> Cool white and warm white LEDs in the smallest of spaces
> Optimal light mixture without flickering

Dimmable:	Yes
Area of Application:	Indirect light in cabinets (inside), bases, staircase area, work light, indirect room lighting
Width of strip:	8 mm
Number of LEDs/m:	2 x 120
Life time:	L80/B10 >50,000 hrs L70/B50 >80,000 hrs
Colour rendering index Ra:	>90
Colour rendering index R9:	>80
Mounting:	Self-adhesive
Supplied with:	1 Roll

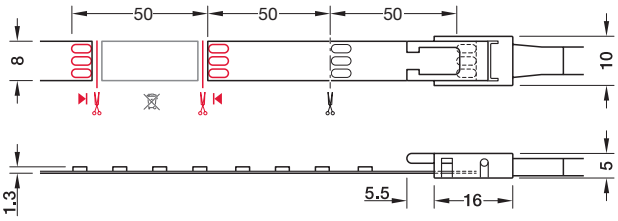

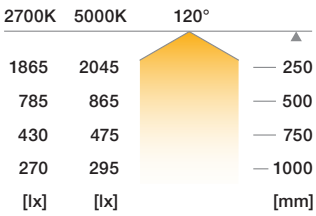

LED 3047

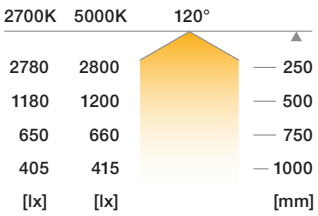

LED 3049

Illuminance value in lx applies to 1 m (39 3/8") strip length





Tunable white (3-wire technology)

Colour temperature K	Wattage/m W	Luminous flux/m lm	Luminous efficiency lm/W	Max. strip light length (visual) m	5 m	50 m
LED 3047						
2700–5000	9.6	825–930	86–97	6.5	833.76.350	833.76.351
LED 3049						
2700–5000	14.4	1230–1370	85–95	5	833.76.360	833.76.361

Note
Maximum strip length (visual) describes a strip section with a visually imperceptible drop in luminous flux of max. 30%.
Please note: a strip light section with new infeed following on directly after will be noticeably brighter.

Accessories for LED strip 8 mm tunable white

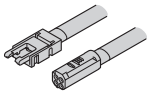

> Lead 3.5 A/20 AWG

Length mm	Cat. No.
100	833.93.743
2000	833.95.708

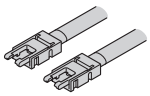

> Interconnecting lead 3.5 A/20 AWG

Length mm	Cat. No.
50	833.89.197
500	833.89.198
2000	833.89.199



> Clip connector 3.5 A

	Cat. No.
Clip connector	833.89.208



> Corner connector 90° rigid, 3.5 A for left or right

	Cat. No.
Corner connector rigid	833.89.188

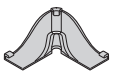

> Corner guide in 90° aluminium profiles

	Cat. No.
Corner guide	833.89.308

Lighting system. Additional components in the Häfele Lighting catalogue.

Lighting
Profiles from page 100

Furniture light from page 208
Ceiling, wall light from page 244

Controlling
Wireless
Sensors from page 318
Actors from page 354

Wired
Sensors from page 366
Actors from page 380

Supplying
Drivers from page 400
Main leads from page 414

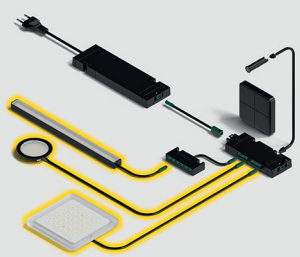

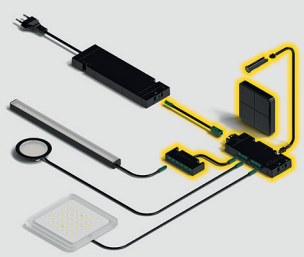

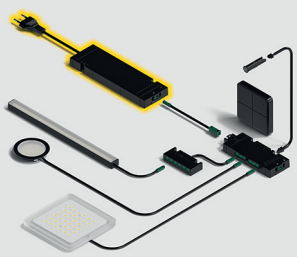

LED 3080
LED strip light 24 V, 10 mm, IP 20

Pro



> RGB, 16 million color options
> Homogeneous illumination

Dimmable:	Yes
Area of Application:	Accent lighting in furniture, interiors, direct/indirect ceiling lighting
Width of strip:	10 mm
Number of LEDs/m:	120
Life time:	L80/B10 >50,000 hrs L70/B50 >80,000 hrs
Mounting:	Self-adhesive
Supplied with:	1 Roll

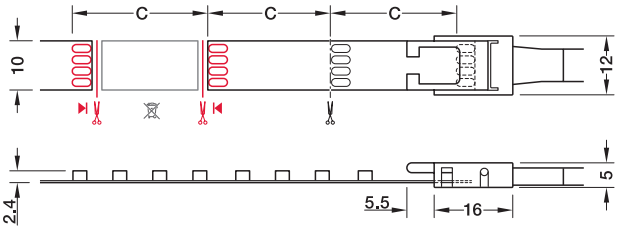

C = 50 mm (section length)



RGB

Wattage/m W	Luminous flux/m lm	Luminous efficiency lm/W	Max. strip length (visual) m	5 m
9.6	530	51	6.5	833.76.386

Note
Maximum strip length (visual) describes a strip section with a visually imperceptible drop in luminous flux of max. 30%.
Please note: a strip light section with new infeed following on directly after will be noticeably brighter.

Accessories for LED RGB strip light, 10 mm

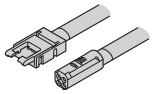

> 3.5 A/20 AWG lead

Length mm	Cat. No.
2000	833.95.710

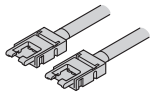

> 3.5 A/20 AWG interconnecting lead

Length mm	Cat. No.
50	833.89.200
500	833.89.201
2000	833.89.202



> 3.5 A clip connector

	Cat. No.
Clip connector	833.89.209



> Corner connector 90° rigid, 3.5 A for left or right hand use

	Cat. No.
Corner connector rigid	833.89.189

Lighting system. Additional components in the Häfele Lighting catalogue.

Lighting
Profiles from page 100

Furniture light from page 208
Ceiling, wall light from page 244

Controlling
Wireless
Sensors from page 318
Actors from page 354

Wired
Sensors from page 366
Actors from page 380

Supplying
Drivers from page 400
Main leads from page 414

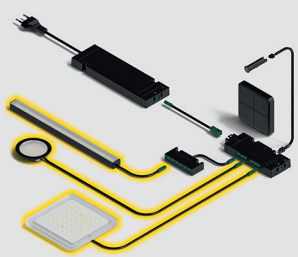

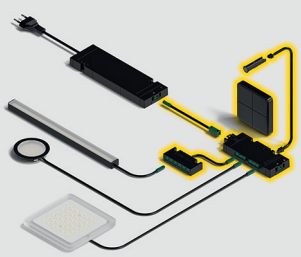

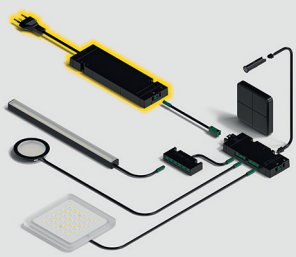

LED 3110
Drawer light

Pro



> Change of light color possible
> Homogeneous lighting
> Only 9 mm high

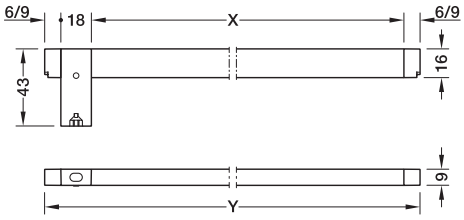

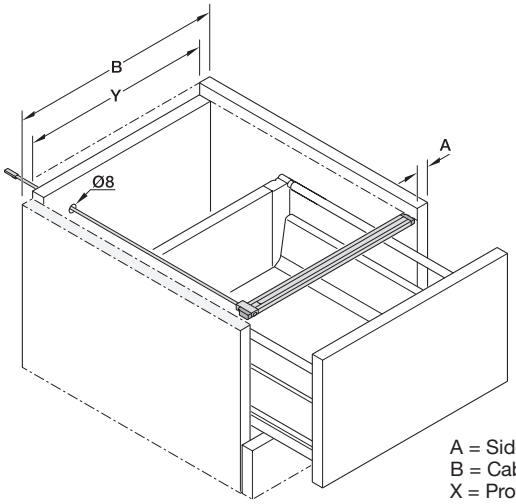

A = Side panel thickness
B = Cabinet width
X = Profile length
Y = Internal cabinet width

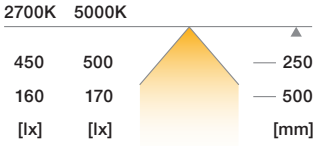

Average illuminance in the drawer

Illuminance value in lx applies to 1 m (39 3/8") strip length

Dimmable:	No
Area of Application:	Light in drawer
Version:	With door sensor, automatic shut-off after 3 minutes, light colour change at the push of a button (2700 K/3000 K/4000 K/5000 K)
Material:	Housing: Aluminium Diffuser: Polycarbonate
Diffuser colour/finish:	Opal white
Other housing features:	Plastic sensor and holders
Width:	16 mm
Height:	9 mm
Colour rendering index Ra:	>90
Colour rendering index R9:	>50
Life time:	L80/B10 >50,000 hrs L70/B50 >80,000 hrs
Energy efficiency class:	F
Degree of protection:	IP20
Installation:	For screw fixing, For snapping in
Installation reference:	Screw 2 brackets to the cabinet side panels for snapping in the light. Use 6 mm wide supports with side panel thickness of 19 mm, use 9 mm wide supports for side panel thickness of 16 mm. Attach the supplied reflective adhesive pad to the inside of the drawer front panel to ensure the effectiveness of the sensor.
Cable length:	2000 mm
Supplied with:	1 Drawer light with lead 1 Reflective adhesive pad 3 Cable holders for glue fixing Mounting material



Tunable white (2-wire technology)

Colour temperature K	For cabinet width mm	Wattage W	Luminous flux lm	Luminous efficiency lm/W	Cat. No.
2700–5000	450	3.8	200–220	52–57	833.76.280
	500	4.0	210–230	52–57	833.76.281
	600	5.0	270–295	54–59	833.76.282
	800	7.0	370–410	52–58	833.76.283
	900	8.0	410–465	51–58	833.76.284
	1000	9.0	440–495	48–55	833.76.285

Note
Power consumption of sensor: 0.2 W.
For other dimensions, select the next larger luminaire and shorten.

Lighting system. Additional components in the Häfele Lighting catalogue.

Lighting
Furniture light from page 208
Ceiling, wall light from page 244

Controlling
Wireless
Sensors from page 318
Actors from page 354

Wired
Sensors from page 366
Actors from page 380

Supplying
Drivers from page 400
Main leads from page 414

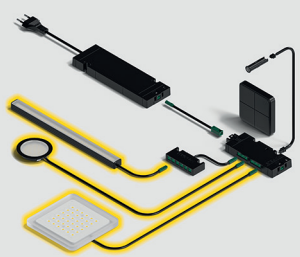

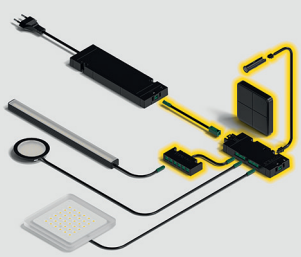

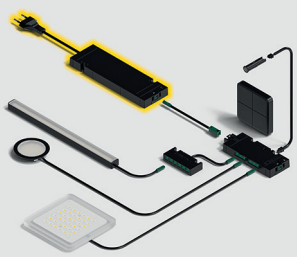

LED 3110

Pro

Individual components, for constructing of a drawer light



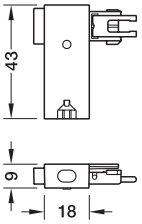

Inline door sensor

Version:	Automatic shut-off after 3 minutes, light colour change at the push of a button (2700 K/3000 K/4000 K/5000 K)
Material:	Plastic
Number of input ports:	1 x socket
Inputs:	1 x socket, modular with interval, 2-pin, 12 V
Degree of protection:	IP20
Supplied with:	1 Door sensor and reflective sticker for dark front panels 1 End cap for profile Mounting materials for profile (for 16 to 19 mm wide cabinet side panels) 3 Cable holders



Drawer profile 3110

Material:	Profile: Aluminium, Diffuser: Polycarbonate
Supplied with:	1 Aluminium profile 1 Diffuser opal white

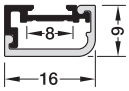

Profile 3110

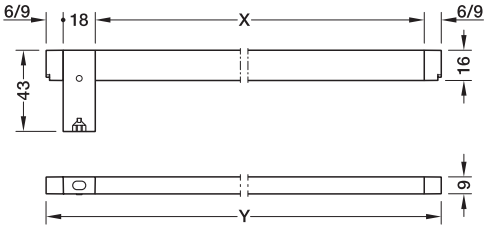

X = Profile length
Y = Internal cabinet width

Inline door sensor

Colour/finish	Cat. No.
Opal white	833.75.786

Profile 3110

	2500 mm
Silver coloured anodized; Diffuser: opal white	833.75.780

Order reference
Required for constructing drawer light:
1 Drawer profile,
1 Door sensor
1 Modular lead (833.95.791)
1 LED strip light (LED 3107 COB, 833.76.531)

Lighting system. Additional components in the Häfele Lighting catalogue.

Lighting
LED 3107 page 96

Furniture light from page 208
Ceiling, wall light from page 244

Controlling
Wireless
Sensors from page 318
Actors from page 354

Wired
Sensors from page 366
Actors from page 380

Supplying
Drivers from page 400
Main leads from page 414

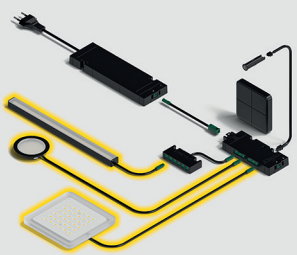

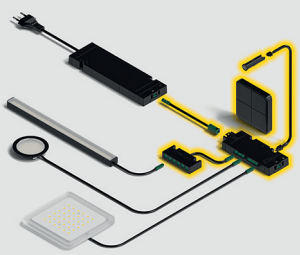

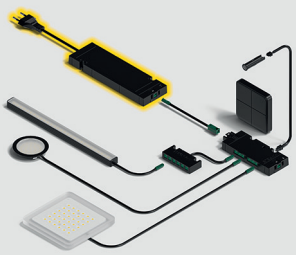

Kitchen surface-mounted downlight LED 3053

Linear surface-mounted light

Pro



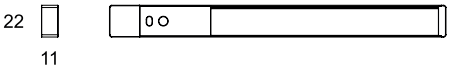

> With integrated control unit
> Lens technology for glare-free illumination of the work surface

Dimmable:	Yes
Version:	Surface-mounted light with control unit on the right, for switching, dimming and colour change.
Material:	Housing: Aluminium black or silver anodized Diffuser: Polycarbonate
Diffuser: colour/finish:	transparent
Width:	21 mm
Height:	11 mm
Life time:	L80B10 >50,000 hrs L70B50 >80,000 hrs
Colour rendering index Ra:	>90
Colour rendering index R9:	>50
Degree of protection:	IP20
Mounting:	Concealed installation for clipping onto screwed-in mounting clips
Installation reference:	The light can be individually mounted with the sensor on the right or left by turning the lens. The cable outlet can be at the front, rear or top. The light can be shortened as required by the fitter.
Cable length:	2000 mm
Supplied with:	1 Surface-mounted light with lead and control unit 4 Mounting clips for screw fixing

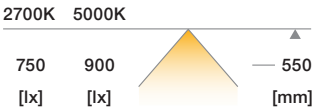



For front mounting



Housing colour	Colour temperature K	Length mm	Wattage W	Luminous flux lm	Luminous efficiency lm/W	Cat. No.
Silver	2700–5000	3000	45.0	2400–2700	53–60	833.76.541
Black	2700–5000	3000	45.0	2300–2500	51–55	833.76.542

Note
Power consumption of the sensor: 0.2 W
When power is restored after a power failure, the light returns to its last state (Off/On – including dimming level and colour temperature)

For rear mounting



Silver	2700–5000	3000	45.0	2400–2700	53–60	833.76.543
Black	2700–5000	3000	45.0	2300–2500	51–55	833.76.544

Note
Power consumption of the sensor: 0.2 W
When power is restored after a power failure, the light returns to its last state (Off/On – including dimming level and colour temperature)

Lighting system. Supplementary components in the Häfele Lighting catalogue.

Lighting
Furniture light from page 208
Wall, ceiling light from page 244

Controlling
Wireless
Sensors from page 318
Actors from page 354

Wired
Sensors from page 366
Actors from page 380

Supplying
Drivers from page 400
Main leads from page 414

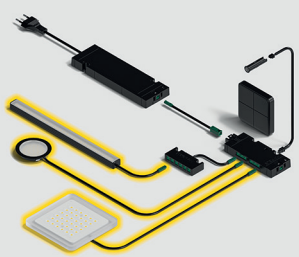

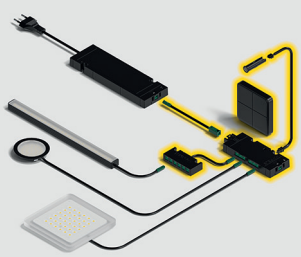

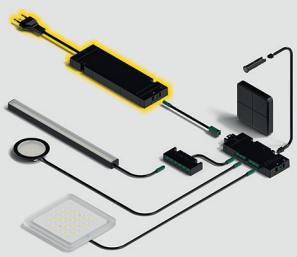

Kitchen recess-mounted light LED 3054
Linear recess-mounted light

Pro



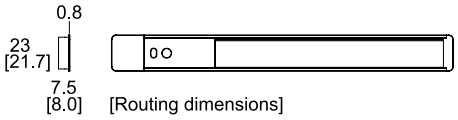

[Routing dimensions]

> With integrated control unit
> Lens technology for glare-free illumination of the work surface

Dimmable:	Yes
Version:	Surface-mounted light with control unit on the right, for switching, dimming and colour change.
Material:	Housing: Aluminium black or silver anodized Diffuser: Polycarbonate
Diffuser: colour/finish:	Transparent
Width:	23 mm
Milled groove width:	21.7 mm
Height:	7.5 mm
Milled groove depth:	8 mm
Life time:	L80B10 >50,000 hrs L70B50 >80,000 hrs
Colour rendering index Ra:	>90
Colour rendering index R9:	>50
Degree of protection:	IP20
Mounting:	With holding clamps in milled groove
Installation reference:	The light can be individually mounted with the sensor on the right or left by turning the lens. The cable outlet can be at the front, rear or top. The light can be shortened as required by the fitter.
Cable length:	2000 mm
Supplied with:	1 Recess-mounted light with lead and control unit

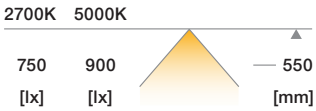



For front mounting



Housing colour	Colour temperature K	Length mm	Wattage W	Luminous flux lm	Luminous efficiency lm/W	Cat. No.
Silver	2700–5000	3000	45.0	2400–2700	53–60	833.76.551
Black	2700–5000	3000	45.0	2300–2500	51–55	833.76.552

Note
Power consumption of the sensor: 0.2 W
When power is restored after a power failure, the light returns to its last state (Off/On – including dimming level and colour temperature)

For rear mounting



Silver	2700–5000	3000	45.0	2400–2700	53–60	833.76.553
Black	2700–5000	3000	45.0	2300–2500	51–55	833.76.554

Note
Power consumption of the sensor: 0.2 W
When power is restored after a power failure, the light returns to its last state (Off/On – including dimming level and colour temperature)

Lighting system. Supplementary components in the Häfele Lighting catalogue.

Lighting
Furniture light from page 208
Wall, ceiling light from page 244

Controlling
Wireless
Sensors from page 318
Actors from page 354

Wired
Sensors from page 366
Actors from page 380

Supplying
Drivers from page 400
Main leads from page 414

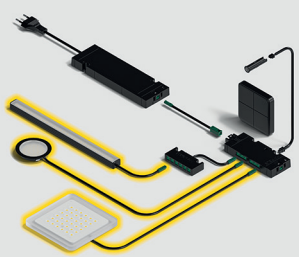

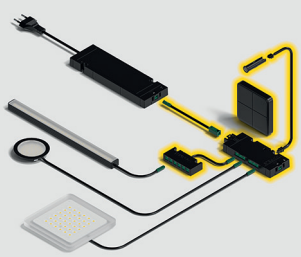

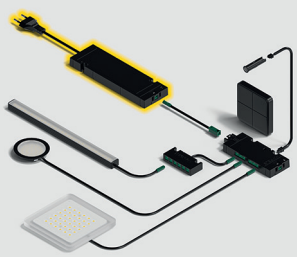

LED 3071/LED 3073/LED 3074
LED strip light 24 V, 8 mm, IP20

Plus



> Equipped with high-quality CREE LEDs
> Suitable for almost all applications

Dimmable:	Yes
Area of Application:	Accent lighting behind furniture, objects
Width of strip:	8 mm
Colour rendering index Ra:	92
Colour rendering index R9:	>50
Number of LEDs/m:	120
Life time:	L80/B10 >30,000 hrs L70/B50 >50,000 hrs
Mounting:	Self-adhesive
Supplied with:	1 Roll

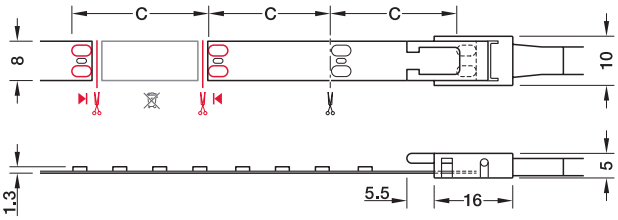

C = 50 mm (section length)

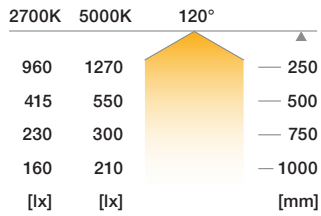

LED 3071

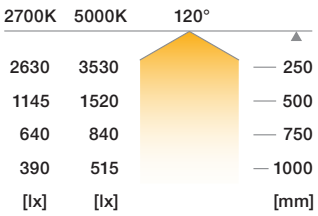

LED 3073

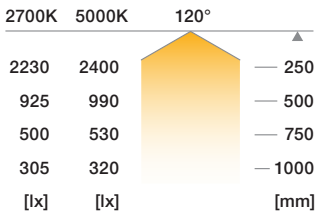

LED 3074

Illuminance value in lx applies to 1 m (39 3/8") strip length





Monochrome

Colour temperature K	Wattage W/m	Luminous flux/m lm	Luminous efficiency lm/W	Max. strip light length (visual) m	5 m	50 m
LED 3071						
2700	4.8	430	90	10	833.76.605	833.76.705
3000		460	96		833.76.606	833.76.706
4000		485	101		833.76.607	833.76.707
5000		480	100		833.76.608	833.76.708
LED 3074						
2700	9.6	830	86	7	833.76.635	833.76.735
3000		905	94		833.76.636	833.76.736
4000		960	100		833.76.637	833.76.737
5000		930	97		833.76.638	833.76.738
LED 3073						
2700	14.4	1200	85	6	833.76.625	833.76.725
3000		1290	88		833.76.626	833.76.726
4000		1340	92		833.76.627	833.76.727
5000		1330	91		833.76.628	833.76.728

Note
Maximum strip length (visual) describes a strip section with a visually imperceptible drop in luminous flux of max. 30%.
Please note: a strip light section with new infeed following on directly after will be noticeably brighter.

Accessories for LED strip light 8 mm

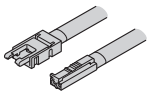

> 5 A/18 AWG lead

Length mm	Cat. No.
100	833.75.762
500	833.75.763
2000	833.75.764

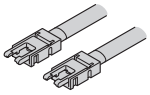

> 5 A/18 AWG interconnecting lead

Length mm	Cat. No.
50	833.75.765
2000	833.75.766

Note: Lead and connecting cables can be used with SMD and COB strip lights.



> 5 A clip connector

	Cat. No.
Clip connector	833.75.767



> Corner connector, 90° rigid, 5 A for left or right hand use

	Cat. No.
Corner connector rigid	833.89.187



> Corner guide in 90° aluminium profiles

	Cat. No.
Corner guide	833.89.308

Lighting system. Additional components in the Häfele Lighting catalogue.

Lighting
Profiles from page 100

Furniture light from page 208
Ceiling, wall light from page 244

Controlling
Wireless
Sensors from page 318
Actors from page 354

Wired
Sensors from page 366
Actors from page 380

Supplying
Drivers from page 400
Main leads from page 414

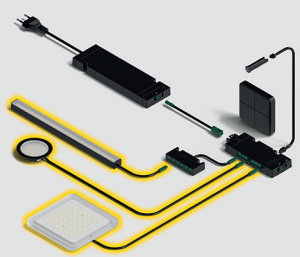

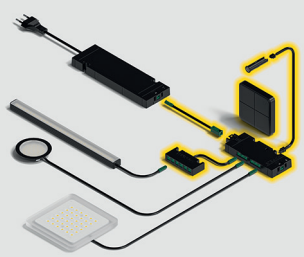

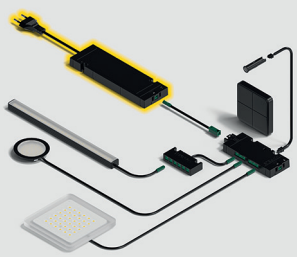

LED 3057

LED strip light with silicone sleeve 3 x 6 mm, IP44

Plus



> Light opening at narrow side, no LED points visible
> Narrow groove 3 x 6 mm and flat surface, shelves remain adjustable
> Wave and ring-shaped installation possible (radius min. 15 mm)
> Can be split once: both pieces with separate lead
> Splash proof for use in wet rooms

Dimmable:	Yes
Area of Application:	Storage spaces, display cabinets, curves
Material:	Silicone
Silicone tube finish:	Matt
Colour rendering index Ra:	>90
Colour rendering index R9:	>50
Number of LEDs/m:	196
Life time:	L80/B10 >50,000 hrs L70/B50 >80,000 hrs
Routing width:	3 mm
Routing depth:	6 mm
Min. bending radius:	15 mm
Mounting:	For press fitting, for recess mounting in milled groove
Supplied with:	1 LED strip light with 2 x 1 m soldered lead (1 each on the left/right of the strip light)

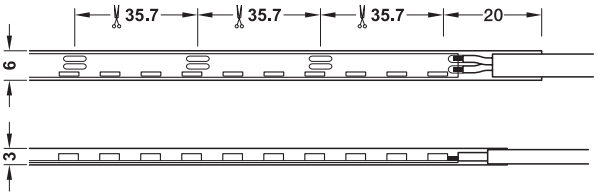

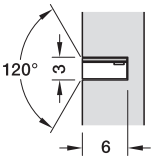

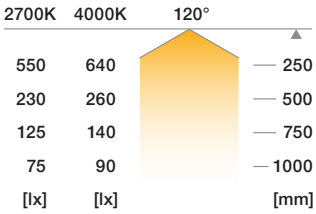

LED 3057

Illuminance value in lx applies to 1 m (39 3/8") strip length



Monochrome

Colour temperature K	Luminous flux/m lm	Wattage/m W	Luminous efficiency lm/W	Max. strip light length (visual) m	1.5 m	3 m	5 m
2700	240	9.6	25	5.5	833.75.400	833.75.410	833.75.420
3000	250		26		833.75.401	833.75.411	833.75.421
4000	265		28		833.75.402	833.75.412	833.75.422

Note
Maximum strip length (visual) describes a strip section with a visually imperceptible drop in luminous flux of max. 30%.
Please note: a strip light section with new infeed following on directly after will be noticeably brighter.

Lighting system. Additional components in the Häfele Lighting catalogue.

Lighting
Profiles from page 100

Furniture light from page 208
Ceiling, wall light from page 244

Controlling
Wireless
Sensors from page 318
Actors from page 354

Wired
Sensors from page 366
Actors from page 380

Supplying
Drivers from page 400
Main leads from page 414

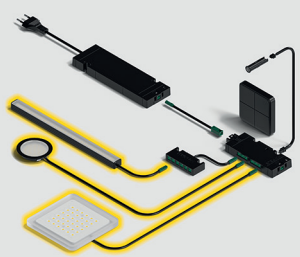

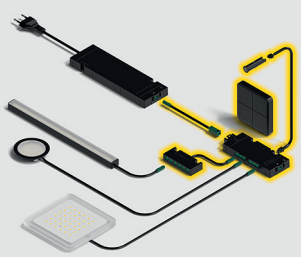

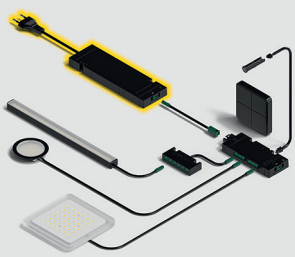

LED 1158

LED strip light in silicone sleeve 24 V, 276 LEDs/m, 10 W/m, IP44

Plus 



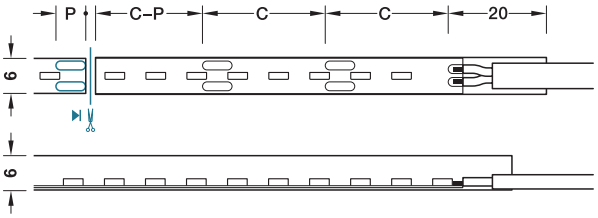

(Blue)
Cutting LED strip light to size
One contact side remains with the offcut; can be re-used
C = Cut length
P = Contact surface length

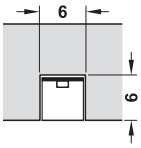

Installation in groove

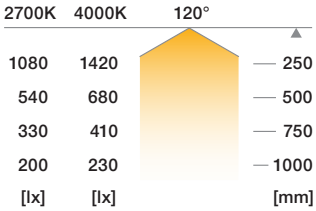

- LED points not visible
- Filigree groove 6 x 6 mm and flat surface
- Shelves remain variably adjustable
- For frontal curves
- Can be divided once, both pieces with separate lead
- Splash proof for use in wet rooms

Dimmable	Yes
Area of application:	Storage spaces, Display cabinets, Curves
Material:	Silicone
Colour:	White
Silicone tube width:	6 mm
Silicone tube height:	6 mm
Section length:	21.7 mm
Colour rendering index Ra:	≥90
Number of LEDs/m:	276
Life time:	30,000 hrs
Energy efficiency class:	G
Routing width:	6 mm
Routing depth:	6 mm
Min. bending radius:	25 mm
Degree of protection:	IP44
Mounting:	Self-adhesive
Installation reference:	For recess mounting in milled groove or for glue fixing and screw fixing with transparent fastening brackets
Supplied with:	1 LED strip light with 2 x 2 m soldered lead (1 each on the left/right of the strip) 1 Set of transparent fastening brackets



LED 1158

Colour temperature K	Wattage/m W	Luminous flux/m lm	Luminous efficiency lm/W	Max. strip light length (visual) m	3 m	6 m
2700	10	500	50	6.0	833.00.930	833.00.932
4000					833.00.931	833.00.933

Note
Maximum wattage-dependent strip length on the driver, see technical data for LED strip lights.

Order reference:
Please order adapter (833.77.841) for connection to power supply units or distributors.

90° corner guide

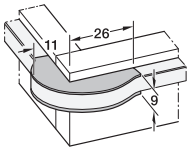

	Cat. No.
For LED strip lights 6 x 6 mm, plastic	833.03.360

Lighting system. Additional components in the Häfele Lighting catalogue.

Lighting
Profiles from page 100

Furniture light from page 208
Wall, ceiling light from page 244

Controlling
Wireless
Sensors from page 318
Actors from page 354

Wired
Sensors from page 366
Actors from page 380

Supplying
Drivers from page 400
Main leads from page 414

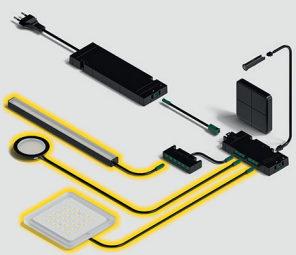

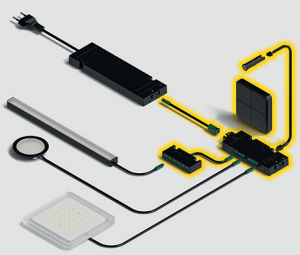

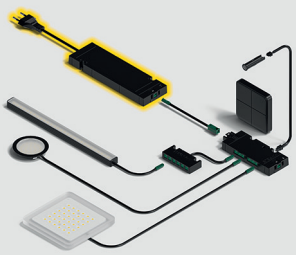

LED 3084/LED 3085

LED strip light with silicone sleeve 6.5 x 6 mm, IP44

Plus A↑G



> Can be inserted into narrow groove (6.5 x 6 mm)
> Suitable for Modu³
> LED points not visible
> Can be flexibly routed (>30 mm radius)
> Can be split once: both pieces with separate lead
> Splash proof for use in wet rooms

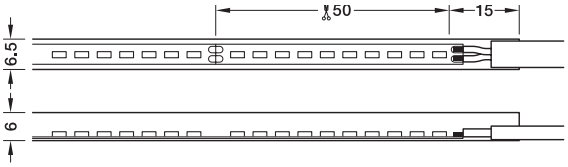

LED 3084

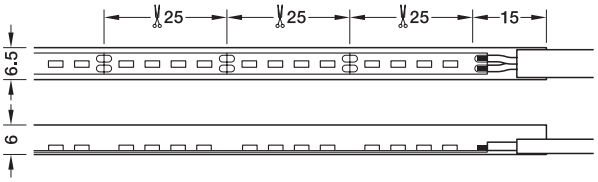

LED 3085

Dimmable:	Yes
Area of Application:	Storage spaces, display cabinets
Material:	Silicone
Silicone tube finish:	Matt
Colour rendering index Ra:	>90
Colour rendering index R9:	>50
Number of LEDs/m:	320 (LED 3084), 2 x 320 (LED 3085)
Life time:	L80/B10 >50,000 hrs L70/B50 >80,000 hrs
Routing width:	6.5 mm
Routing depth:	6 mm
Min. bending radius:	15 mm
Mounting:	For recess mounting, for press fitting
Supplied with:	1 LED strip with 2 x 1 m soldered lead (1 each to the right/left of the strip, at 0.55 m and 0.85 m only 1 lead)

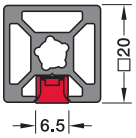

Installation in Modu³profile

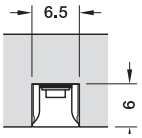

Installation in groove

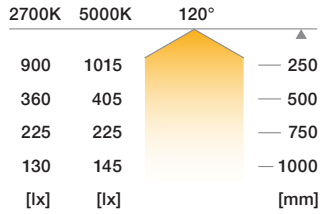

LED 3084

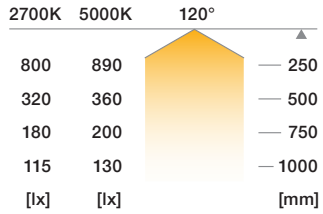

LED 3085

Illuminance value in lx applies to 1 m (39 3/8") strip length



Monochrome

Colour temperature K	Wattage/m W	Luminous flux/m lm	Luminous efficiency lm/W	Max. strip light length (visual) m	0.55 m	0.85 m	3 m	5 m
LED 3084								
2700	9.6	640	67	3.5	833.75.345	833.75.355	833.75.365	833.75.375
3000		680	71		833.75.346	833.75.356	833.75.366	833.75.376
4000		730	76		833.75.347	833.75.357	833.75.367	833.75.377
5000		725	76		833.75.348	833.75.358	833.75.368	833.75.378

Tunable white (2-wire technology)

LED 3085								
2700–5000	9.6	570–640	59–67	3.5	833.75.385	833.75.386	833.75.387	833.75.388

Installation reference
After cutting the silicone tube,
a seal is required to restore the degree of protection IP44.

Note
Maximum strip length (visual) describes a strip section with a visually imperceptible drop in luminous flux of max. 30%.
Please note: a strip light section with new infeed following on directly after will be noticeably brighter.

Lighting system. Additional components in the Häfele Lighting catalogue.

Lighting
Profiles from page 100

Furniture light from page 208
Ceiling, wall light from page 244

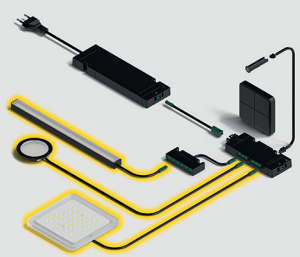

Controlling
Wireless
Sensors from page 318
Actors from page 354

Wired
Sensors from page 366
Actors from page 380

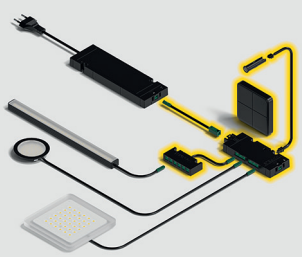

Supplying
Drivers from page 400
Main leads from page 414

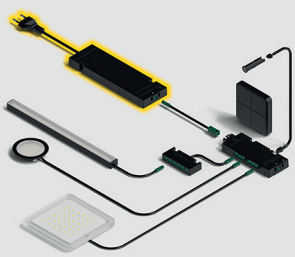

LED 1163

LED strip light in silicone sleeve 24 V, 180 LEDs/m, 9.6 W/m, IP44, lateral light emission

Plus A↑G



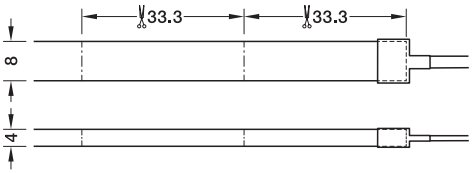

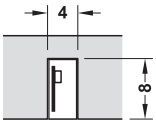

Installation in groove

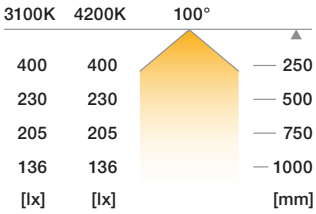

- Light opening on the narrow side, no LED dots visible
- Filigree groove (width 4 mm) and flat surface, shelves remain variably adjustable
- Wave and ring-shaped routing possible (radius min. 15 mm); making depiction of letters and logos possible
- Can be split once: Both pieces with separate lead
- Splash proof for use in wet rooms

Dimmable	Yes
Area of application:	Storage spaces, display cabinets, curves, stairs
Material:	Silicone
Colour:	White
Section length:	33.33 mm
Colour rendering index Ra:	≥90
Number of LEDs/m:	180
Life time:	30,000 hrs
Routing width:	4 mm
Routing depth:	8 mm
Degree of protection:	IP44
Mounting:	For recess mounting in milled groove, for sliding into aluminium profile
Supplied with:	1 LED strip light with 2 x 2 m soldered lead 2.5 A/22 AWG (1 each on the left/ right of the strip)



LED 1163

Colour temperature K	Wattage/m W	Luminous flux/m lm	Luminous efficiency lm/W	1 m	2.5 m	3 m
3100	9.6	840	75	833.03.160	833.03.161	833.03.162
4200				833.03.163	833.03.164	833.03.165

Note
Maximum wattage-dependent strip length on the driver, see technical data for LED strip lights.

Energy efficiency
This product contains a light source in energy efficiency class G.

Order reference:
Please order adapter (833.77.841) for connection to power supply units or distributors.

Base profile, for surface mounting

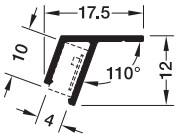

Colour/finish	2000 mm	3000 mm
Profile: Matt black	833.32.155	833.32.157
Profile: Silver coloured	833.32.156	833.32.158

Lighting system. Additional components in the Häfele Lighting catalogue.

Lighting
Profiles from page 100

Furniture light from page 208
Wall, ceiling light from page 244

Controlling
Wireless
Sensors from page 318
Actors from page 354

Wired
Sensors from page 366
Actors from page 380

Supplying
Drivers from page 400
Main leads from page 414

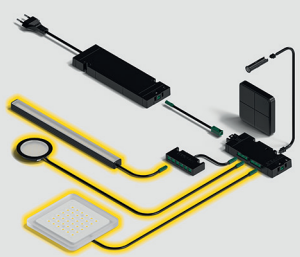

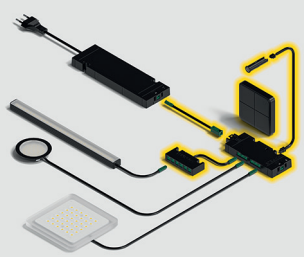

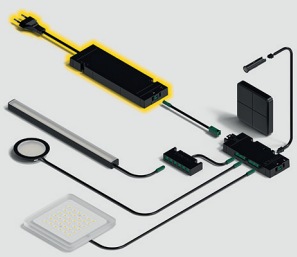

LED 3099/LED 3199

LED strip light with silicone sleeve 4 x 10 mm, IP44

Plus 



> Light opening at narrow side, no LED points visible
> Slight groove (width 4 mm) and flat surface, shelves remain adjustable
> Wave and ring-shaped installation possible (radius min. 30 mm)
> Can be split once: both pieces with separate lead
> Splash proof for use in wet rooms

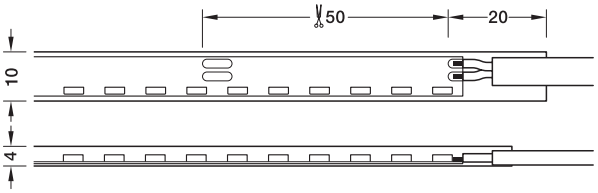

LED 3099

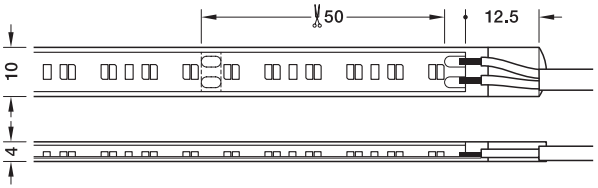

LED 3199

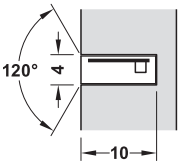

Installation in groove

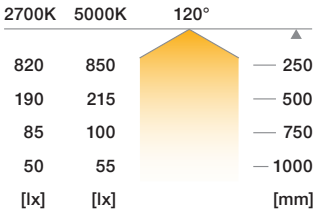

LED 3099

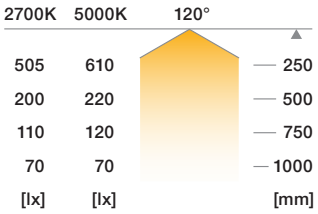

LED 3199

Illuminance value in lx applies to 1 m (39 3/8") strip length

Dimmable:	Yes
Area of Application:	Storage spaces, display cabinets, curves
Material:	Silicone
Colour rendering index Ra:	>90
Colour rendering index R9:	>50
Silicone tube height:	4 mm
Number of LEDs/m:	120
Life time:	L80/B10 >50,000 hrs L70/B50 >80,000 hrs
Routing width:	4 mm
Routing depth:	10 mm
Min. bending radius:	15 mm
Mounting:	For recess mounting in milled groove
Cable length:	200 mm
Supplied with:	3199: 1 LED strip with 2 x 0.2 m soldered lead 3099: 1 LED strip with 2 x 1 m soldered lead



Monochrome

Colour temperature K	Wattage/m W	Luminous flux/m lm	Luminous efficiency lm/W	Max. strip light length (visual) m	2 m	3 m	5 m
LED 3099							
2700	9.6	500	52	3	833.72.305	833.75.260	833.75.265
3000		520	54		833.72.306	833.75.261	833.75.266
4000		540	56		833.72.307	833.75.262	833.75.267
5000		540	56		833.72.308	833.75.263	833.75.268

Tunable white (2 wire technology)

LED 3199							
2700–5000	9.6	190–200	21	7.0	833.75.391	833.75.392	833.75.393

Note
Maximum strip length (visual) describes a strip section with a visually imperceptible drop in luminous flux of max. 30%.
Please note: a strip light section with new infeed following on directly after will be noticeably brighter.

Lighting system. Additional components in the Häfele Lighting catalogue.

Lighting
Profiles from page 100

Furniture light from page 208
Ceiling, wall light from page 244

Controlling
Wireless
Sensors from page 318
Actors from page 354

Wired
Sensors from page 366
Actors from page 380

Supplying
Drivers from page 400
Main leads from page 414

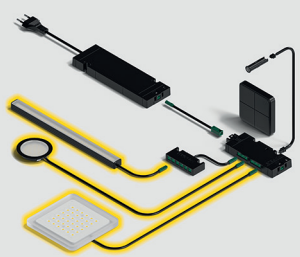

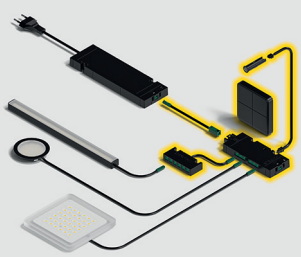

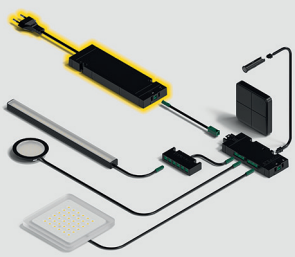

LED 3103/LED 3104/LED 3105
LED strip light COB 24 V, 8 mm, IP20

Plus



> Homogeneous illumination, no visible LED points
> Refraction angle of 150°
> Can also be shortened between cut marks

Dimmable:	Yes
Area of Application:	Indirect light behind furniture, objects, glass edges
Version:	COB LED, i.e. continuous phosphor coating over all individual LEDs of the entire strip light, without visible points
Width of strip:	8 mm
Colour rendering index Ra:	>90
Colour rendering index R9:	>50
Number of LEDs/m:	480
Life time:	L80/B10 >50,000 hrs L70/B50 >80,000 hrs
Mounting:	Self-adhesive
Supplied with:	1 Roll

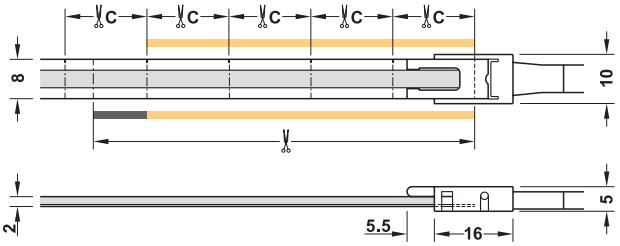

Yellow: luminous strip section
Grey: non-luminous strip section
(with cut between two marks)
C = 16.67 mm (section length)

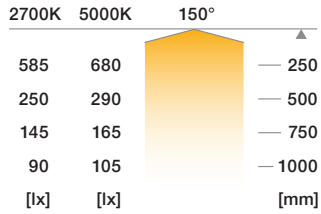

LED 3103

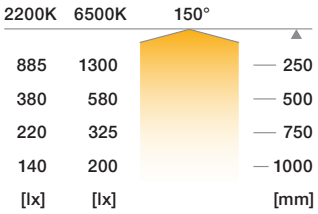

LED 3104

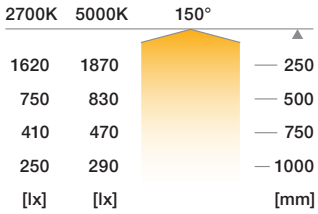

LED 3105

Illuminance value in lx applies to 1 m (39 3/8") strip length



Monochrome

Colour temperature K	Wattage W	Luminous flux/m lm	Luminous efficiency lm/W	Max. strip light length (visual) m	5 m	50 m
LED 3103						
2700	4.8	430	89	8	833.76.500	833.76.505
3000		465	96		833.76.501	833.76.506
4000		500	104		833.76.502	833.76.507
5000		460	95		833.76.503	833.76.508
LED 3104						
2200	9.6	570	59	5	833.76.519	833.76.524
2700		850	88	5	833.76.510	833.76.515
3000		900	93		833.76.511	833.76.516
4000		980	102		833.76.512	833.76.517
5000		900	93		833.76.513	833.76.518
LED 3105						
2700	14.4	1235	85	4	833.76.520	833.76.525
3000		1300	90		833.76.521	833.76.526
4000		1400	97		833.76.522	833.76.527
5000		1325	92		833.76.523	833.76.528

Note
Maximum strip length (visual) describes a strip section with a visually imperceptible drop in luminous flux of max. 30%.
Please note: a strip light section with new infeed following on directly after will be noticeably brighter.

Accessories for LED strip light 8 mm

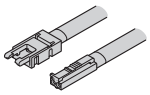

> 5 A/18 AWG lead

Length mm	Cat. No.
100	833.75.762
500	833.75.763
2000	833.75.764

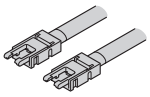

> 5 A/18 AWG interconnecting lead

Length mm	Cat. No.
50	833.75.765
2000	833.75.766



> 5 A clip connector

	Cat. No.
Clip connector	833.75.767

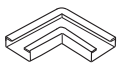

> Corner connector, 90° rigid, 5 A
for left or right hand use

	Cat. No.
Corner connector rigid	833.89.318



> Corner guide in 90° aluminium profiles

	Cat. No.
Corner guide	833.89.308

Note: Lead and connecting cables can be used with SMD and COB strip lights.

Lighting system. Additional components in the Häfele Lighting catalogue.

Lighting
Profiles from page 100

Furniture light from page 208
Ceiling, wall light from page 244

Controlling
Wireless
Sensors from page 318
Actors from page 354

Wired
Sensors from page 366
Actors from page 380

Supplying
Drivers from page 400
Main leads from page 414

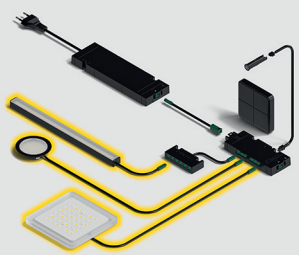

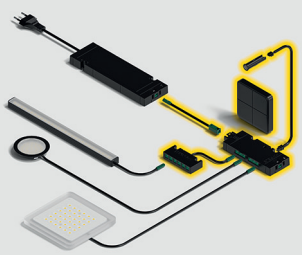

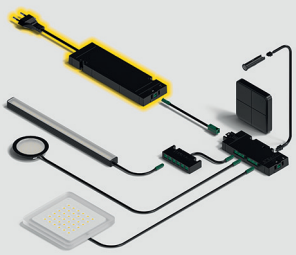

LED 3178/LED 3179/LED 3180
LED strip light 24 V, 8 mm, IP20

Plus



> Tunable white
> Equipped with high-quality CREE LEDs

Dimmable:	Yes
Area of Application:	Indirect light in cabinets (inside), base, staircase area, LED 3179/3180: also work light, indirect room lighting
Width of strip:	8 mm
Colour rendering index Ra:	92
Colour rendering index R9:	>50
Number of LEDs/m:	120
Life time:	L80/B10 >30,000 hrs L70/B50 >50,000 hrs
Mounting:	Self-adhesive
Supplied with:	1 Roll

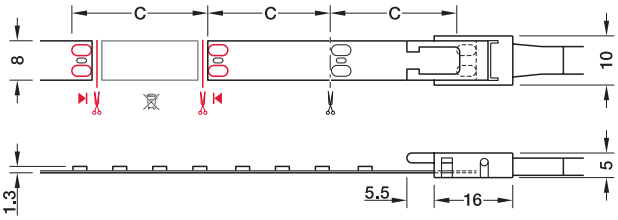

C = 50 mm (section length)

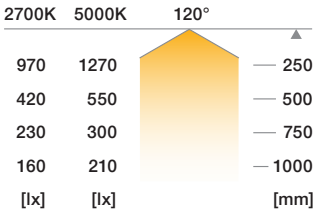

LED 3178

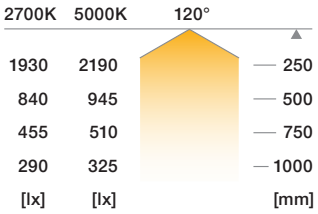

LED 3179

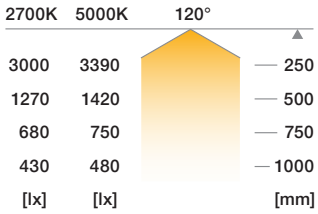

LED 3180

Illuminance value in lx applies to 1 m (39 3/8") strip length





Tunable white (2-wire technology)

Colour temperature K	Wattage W	Luminous flux/m lm	Luminous efficiency lm/W	Max. strip light length (visual) m	5 m	50 m
LED 3178						
2700–5000	4.8	450–515	93–107	9.5	833.76.670	833.76.770
LED 3179						
2700–5000	9.6	895–1015	93–106	6.5	833.76.671	833.76.771
LED 3180						
2700–5000	14.4	1285–1460	88–101	5.5	833.76.672	833.76.772

Note
Maximum strip length (visual) describes a strip section with a visually imperceptible drop in luminous flux of max. 30%.
Please note: a strip light section with new infeed following on directly after will be noticeably brighter.

Accessories for LED strip light 8 mm

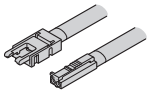

> 5 A/18 AWG lead

Length mm	Cat. No.
100	833.75.762
500	833.75.763
2000	833.75.764

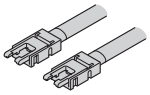

> 5 A/18 AWG interconnecting lead

Length mm	Cat. No.
50	833.75.765
2000	833.75.766

Note: Lead and connecting cables can be used with SMD and COB strip lights.



> 5 A clip connector

	Cat. No.
Clip connector	833.75.767



> Corner connector, 90° rigid, 5 A for left or right hand use

	Cat. No.
Corner connector rigid	833.89.187



> Corner guide in 90° aluminium profiles

	Cat. No.
Corner guide	833.89.308

Lighting system. Additional components in the Häfele Lighting catalogue.

Lighting
Profiles from page 100

Furniture light from page 208
Ceiling, wall light from page 244

Controlling
Wireless
Sensors from page 318
Actors from page 354

Wired
Sensors from page 366
Actors from page 380

Supplying
Drivers from page 400
Main leads from page 414

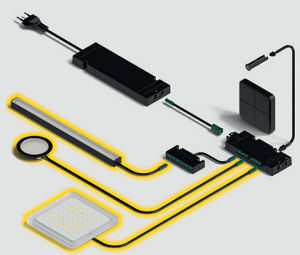

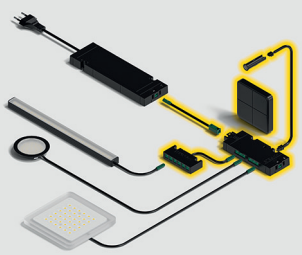

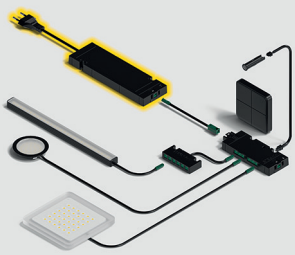

LED 3106/LED 3107/LED 3108
LED strip light COB, 8 mm, IP20

Plus



> Tunable white
> Homogeneous illumination, no visible LED points
> Refraction angle of 120°
> Can also be shortened between cut marks

Dimmable:	Yes
Area of Application:	Indirect light behind furniture, objects, glass edges
Version:	COB LED, i.e. continuous phosphor coating over all individual LEDs of the entire strip light, without visible points
Width of strip:	8 mm
Colour rendering index Ra:	>90
Colour rendering index R9:	>50
Number of LEDs/m:	2 x 230
Life time:	L80/B10 >50,000 hrs L70/B50 >80,000 hrs
Mounting:	Self-adhesive
Supplied with:	1 Roll

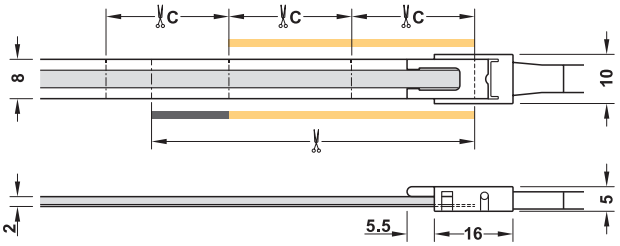

Yellow: luminous strip section
Grey: non-luminous strip section
(with cut between two marks)
C = 16.67 mm (section length)

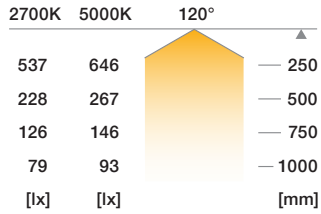

LED 3106

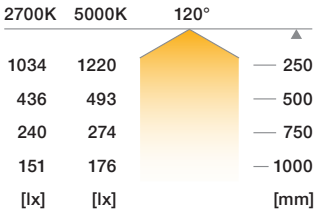

LED 3107

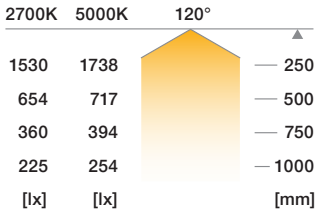

LED 3108

Illuminance value in lx applies to 1 m (39 3/8") strip length



Tunable white (2-wire technology)

Colour temperature K	Wattage W	Luminous flux/m lm	Luminous efficiency lm/W	Max. strip light length (visual) m	5 m	50 m
LED 3106						
2700–5000	4.8	445–460	92–95	7.5	833.76.530	833.76.535
LED 3107						
2700–5000	9.6	890–895	92–93	5.5	833.76.531	833.76.536
LED 3108						
2700–5000	14.4	1325	92	4	833.76.532	833.76.537

Note
Maximum strip length (visual) describes a strip section with a visually imperceptible drop in luminous flux of max. 30%.
Please note: a strip light section with new infeed following on directly after will be noticeably brighter.

Accessories for LED strip light 8 mm

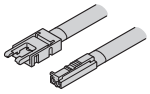

> 5 A/18 AWG lead

Length mm	Cat. No.
100	833.75.762
500	833.75.763
2000	833.75.764

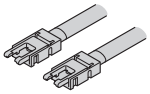

> 5 A/18 AWG interconnecting lead

Length mm	Cat. No.
50	833.75.765
2000	833.75.766

Note: Lead and connecting cables can be used with SMD and COB strip lights.



> 5 A clip connector

	Cat. No.
Clip connector	833.75.767



> Corner connector, 90° rigid, 5 A for left or right hand use

	Cat. No.
Corner connector rigid	833.89.318



> Corner guide in 90° aluminium profiles

	Cat. No.
Corner guide	833.89.308

Lighting system. Additional components in the Häfele Lighting catalogue.

Lighting
Profiles from page 100

Furniture light from page 208
Ceiling, wall light from page 244

Controlling
Wireless
Sensors from page 318
Actors from page 354

Wired
Sensors from page 366
Actors from page 380

Supplying
Drivers from page 400
Main leads from page 414

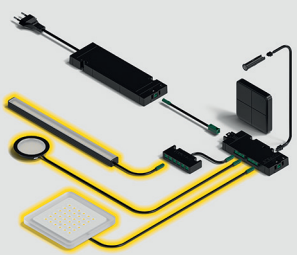

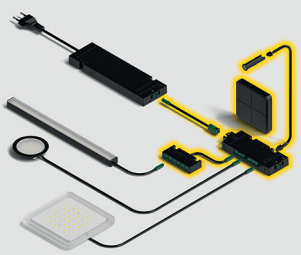

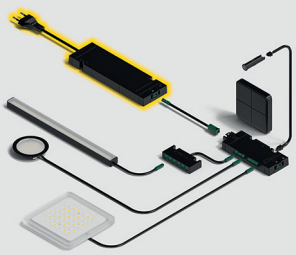

LED 3174
LED strip light COB 8 mm, IP20

Pure



> Homogeneous illumination, no visible LED points
> Refraction angle of 150°
> Can also be shortened between cut marks

Dimmable:	Yes
Area of Application:	Indirect light behind furniture, objects, glass edges
Version:	COB LED, i.e. continuous phosphor coating over all individual LEDs of the entire strip light, without visible points
Width of strip:	8 mm
Colour rendering index Ra:	>90
Colour rendering index R9:	>50
Number of LEDs/m:	480
Life time:	L80/B10 >50,000 hrs L70/B50 >80,000 hrs
Mounting:	Self-adhesive
Supplied with:	1 Roll

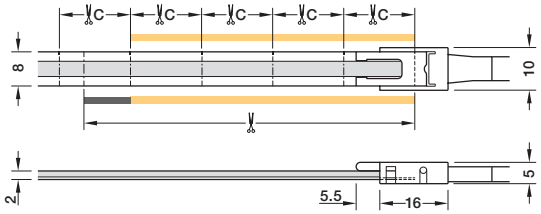

Yellow: luminous strip section
Grey: non-luminous strip section
(with cut between two marks)
C = 16.67 mm (section length)

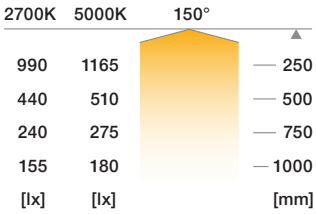

LED 3174

Illuminance value in lx applies to 1 m (39 3/8") strip length



Monochrome

Colour temperature K	Luminous flux/m lm	Luminous efficiency lm/W	Max. strip light length (visual) m	5 m	50 m
2700	710	74	3.0	833.75.310	833.75.315
3000	750	78		833.75.311	833.75.316
4000	820	85		833.75.312	833.75.317
5000	815	85		833.75.313	833.75.318

Note
Maximum strip length (visual) describes a strip section with a visually imperceptible drop in luminous flux of max. 30%.
Please note: a strip light section with new infeed following on directly after will be noticeably brighter.

Accessories for LED strip light 8 mm

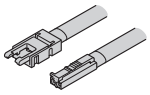

> 5 A/18 AWG lead

Length mm	Cat. No.
100	833.75.762
500	833.75.763
2000	833.75.764

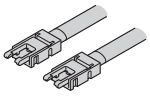

> 5 A/18 AWG interconnecting lead

Length mm	Cat. No.
50	833.75.765
2000	833.75.766

Note: Lead and connecting cables can be used with SMD and COB strip lights.



> 5 A clip connector

	Cat. No.
Clip connector	833.75.767

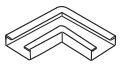

> Corner connector, 90° rigid, 5 A for left or right hand use

	Cat. No.
Corner connector rigid	833.89.318



> Corner guide in 90° aluminium profiles

	Cat. No.
Corner guide	833.89.308

Lighting system. Additional components in the Häfele Lighting catalogue.

Lighting
Profiles from page 100

Furniture light from page 208
Ceiling, wall light from page 244

Controlling
Wireless
Sensors from page 318
Actors from page 354

Wired
Sensors from page 366
Actors from page 380

Supplying
Drivers from page 400
Main leads from page 414

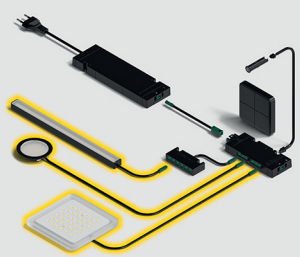

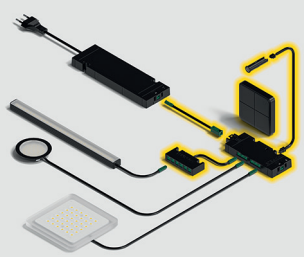

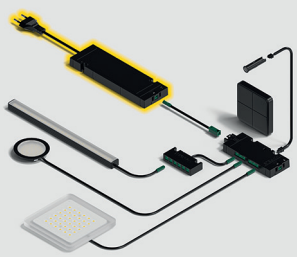

Profile 1103
Profile for recess mounting



Profile 1103

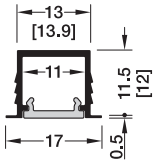

[Routing dimensions]

> 60 % recycled aluminum
> Wide range of applications

Material:	Profile: Aluminium, Diffuser: Polycarbonate
Diffuser width:	11 mm
Routing width:	13.9 mm
Routing depth:	12 mm
Light permeability:	60–70 %
Supplied with:	1 Aluminium profile 1 Diffuser opal white

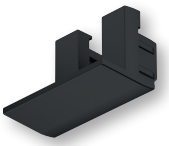

End cap

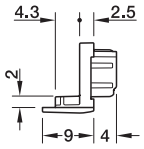

Material:	Plastic
Equipment:	With cable outlet
Supplied with:	5 Pairs of end caps



Profile 1103

Colour/finish	2500 mm	3000 mm
Black, anodized, diffuser: opal white	833.94.101	833.95.723
Silver coloured, anodized, diffuser: opal white	833.94.100	833.95.722

Note
For LED strip lights up to 8 mm wide.
The surface to be bonded must be cleaned before gluing the LED strip lights.
It must be completely clean, grease-free and dust-free!

Diffusers
Homogeneous light without points from is possible 120 LEDs/m thanks to the opal white diffuser.
Points are visible with black version.
If required, please order alternative diffusers in black or transparent separately.

End cap

	Cat. No.
Black	833.95.767
Silver coloured	833.95.766

Lighting system. Additional components in the Häfele Lighting catalogue.

Lighting
LED strips from page 62

Furniture light from page 208
Ceiling, wall light from page 244

Controlling
Wireless
Sensors from page 318
Actors from page 354

Wired
Sensors from page 366
Actors from page 380

Supplying
Drivers from page 400
Main leads from page 414

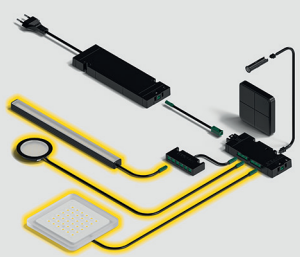

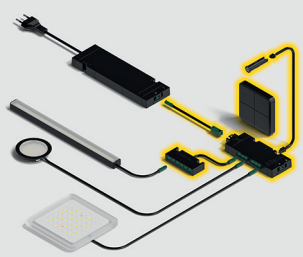

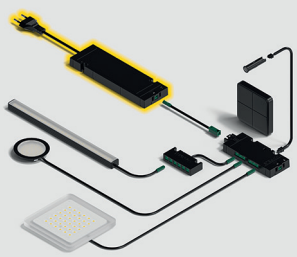

Profile 1104
Profile for recess mounting



Profile 1104

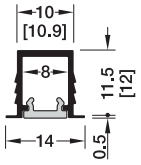

[Routing dimensions]

> 60 % recycled aluminum
> Suitable for 5 mm LED strips

Material:	Profile: Aluminium, Diffuser: Polycarbonate
Diffuser width:	8 mm
Routing width:	10.9 mm
Routing depth:	12 mm
Light permeability:	60–70 %
Supplied with:	1 Aluminium profile 1 Diffuser opal white



End cap

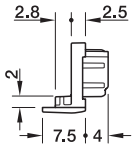

Material:	Plastic
Equipment:	With cable outlet
Supplied with:	5 Pairs of end caps



Profile 1104

Colour/finish	2500 mm	3000 mm
Black, anodized, diffuser: opal white	833.94.103	833.95.725
Silver coloured, anodized, diffuser: opal white	833.94.102	833.95.724

Note
For LED strip lights up to a maximum width of 5 mm.
Insert 7 mm wide clips at the side before fixing the profile.
The surface to be bonded must be cleaned before gluing the LED strip lights.
It must be completely clean, grease-free and dust-free!

Diffusers
Homogeneous light without points from is possible 120 LEDs/m thanks to the opal white diffuser.
Points are visible with black version.
If required, please order alternative diffusers in black or transparent separately.

End cap

	Cat. No.
Black	833.95.769
Silver coloured	833.95.768

Lighting system. Additional components in the Häfele Lighting catalogue.

Lighting
LED strips from page 62

Furniture light from page 208
Ceiling, wall light from page 244

Controlling
Wireless
Sensors from page 318
Actors from page 354

Wired
Sensors from page 366
Actors from page 380

Supplying
Drivers from page 400
Main leads from page 414

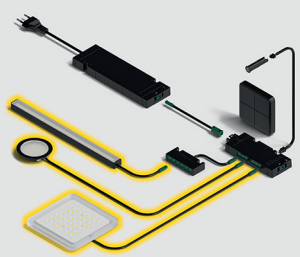

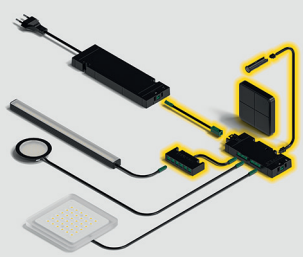

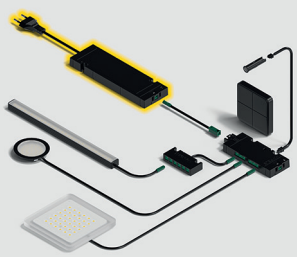

Profile 1105
Profile for recess mounting



Profile 1105

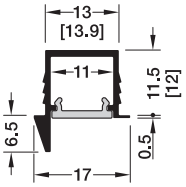

[Routing dimensions]

> Asymmetric light distribution allows for a glare-free light source.
> 60 % recycled aluminum

Material:	Profile: Aluminium, Diffuser: Polycarbonate
Diffuser width:	11 mm
Routing width:	13.9 mm
Routing depth:	12 mm
Light permeability:	60–70 %
Supplied with:	1 Aluminium profile 1 Diffuser opal white



End cap

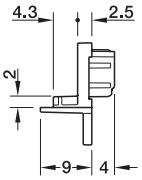

Material:	Plastic
Equipment:	With cable outlet
Supplied with:	5 Pairs of end caps



Profile 1105

Colour/finish	2500 mm	3000 mm
Black, anodized, diffuser: opal white	833.94.104	833.95.726
Silver coloured, anodized, diffuser: opal white	833.94.105	833.95.727

Note
For LED strip lights up to 8 mm wide.
The surface to be bonded must be cleaned before gluing the LED strip lights.
It must be completely clean, grease-free and dust-free!

Diffusers
Homogeneous light without points from is possible 120 LEDs/m thanks to the opal white diffuser.
Points are visible with black version.
If required, please order alternative diffusers in black or transparent separately.

End cap

	Cat. No.
Black	833.95.771
Silver coloured	833.95.770

Lighting system. Additional components in the Häfele Lighting catalogue.

Lighting
LED strips from page 62

Furniture light from page 208
Ceiling, wall light from page 244

Controlling
Wireless
Sensors from page 318
Actors from page 354

Wired
Sensors from page 366
Actors from page 380

Supplying
Drivers from page 400
Main leads from page 414

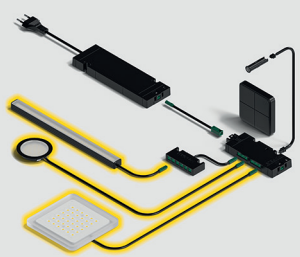

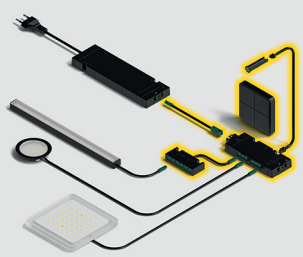

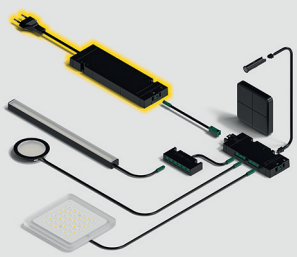

Profile 1106
Profile for recess mounting

Pro



Profile 1106

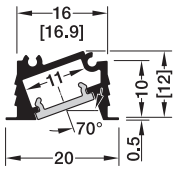

[Routing dimensions]

> 60 % recycled aluminum
> Invisible light emission surface

Material:	Profile: Aluminium, Diffuser: Polycarbonate
Internal width:	11 mm
Diffuser width:	11 mm
Routing width:	16.9 mm
Routing depth:	12 mm
Mounting:	For recess mounting
Light permeability:	60–70 %
Supplied with:	1 Aluminium profile 1 Diffuser opal white



End cap

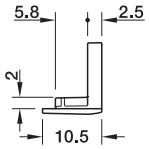

Material:	Plastic
Equipment:	With cable outlet
Mounting:	For screw fixing
Supplied with:	5 Pairs of end caps with screws



Profile 1106

Colour/finish	2500 mm	3000 mm
Black, anodized, diffuser: opal white	833.94.107	833.95.729
Silver coloured, anodized, diffuser: opal white	833.94.106	833.95.728

Note
For LED strip lights up to 5 mm wide.
The surface to be bonded must be cleaned before gluing the LED strip lights.
It must be completely clean, grease-free and dust-free!

Diffusers
Homogeneous light without points from is possible 120 LEDs/m thanks to the opal white diffuser.
Points are visible with black version.
If required, please order alternative diffusers in black or transparent separately.

End cap

	Cat. No.
Black	833.95.773
Silver coloured	833.95.772

Lighting system. Additional components in the Häfele Lighting catalogue.

Lighting
LED strips from page 62

Furniture light from page 208
Ceiling, wall light from page 244

Controlling
Wireless
Sensors from page 318
Actors from page 354

Wired
Sensors from page 366
Actors from page 380

Supplying
Drivers from page 400
Main leads from page 414

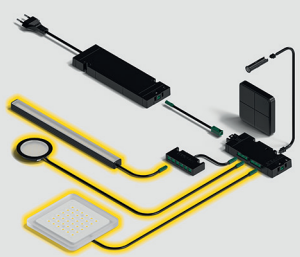

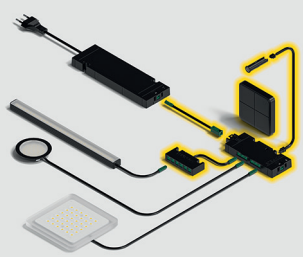

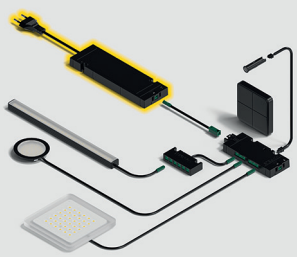

Profile 1107
Profile for recess mounting



Profile 1107

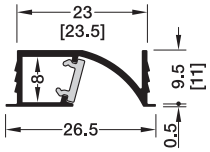

[Routing dimensions]

> 60 % recycled aluminum
> Ideal for vertical lighting in the closet

Material:	Profile: Aluminium, Diffuser: Polycarbonate
Internal width:	8 mm
Routing width:	11 mm
Routing depth:	23.5 mm
Mounting:	For recess mounting
Light permeability:	60–70 %
Supplied with:	1 Aluminium profile 1 Diffuser opal white



End cap

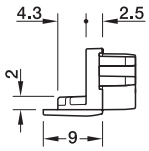

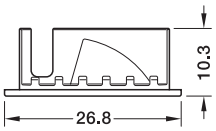

Material:	Plastic
Equipment:	With cable outlet
Supplied with:	5 Pairs of end caps



Profile 1107

Colour/finish	2500 mm	3000 mm
Black, anodized, diffuser: opal white	833.94.109	833.95.731
Silver coloured, anodized, diffuser: opal white	833.94.108	833.95.730

Note
For LED strip lights up to 5 mm wide.
Insert 7 mm wide clips at the side before fixing the profile.
The surface to be bonded must be cleaned before gluing the LED strip lights.
It must be completely clean, grease-free and dust-free!

Diffusers
Homogeneous light without points from is possible 120 LEDs/m thanks to the opal white diffuser.
Points are visible with black version.
If required, please order alternative diffusers in black or transparent separately.

End cap

	Cat. No.
Black	833.95.820
Silver coloured	833.95.821

Lighting system. Additional components in the Häfele Lighting catalogue.

Lighting
LED strips from page 62

Furniture light from page 208
Ceiling, wall light from page 244

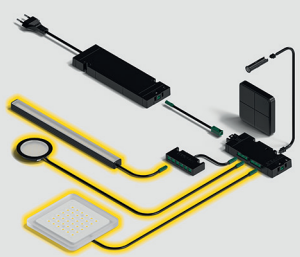

Controlling
Wireless
Sensors from page 318
Actors from page 354

Wired
Sensors from page 366
Actors from page 380

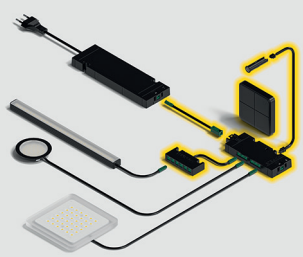

Supplying
Drivers from page 400
Main leads from page 414

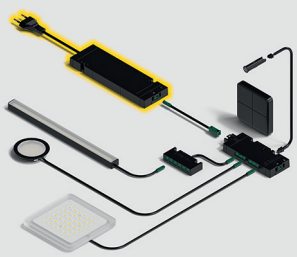

Profile 1108
Recessed grip profile



Profile 1108

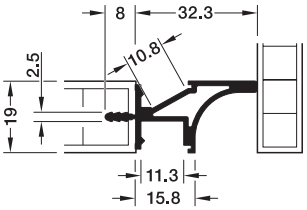

> 60% recycled aluminum
> Light effect downwards and upwards

Material:	Aluminium
Colour:	Silver coloured anodized
Supplied with:	1 Aluminium profile



Diffuser (for profile 1108)

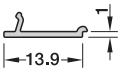

Version:	Opal white

Order reference
Please order 2 diffusers (one for top and one for bottom) separately.

Profile 1108

Length mm	Cat. No.
3000	833.72.938

Note
For LED strip lights up to 8 mm wide.

Diffuser

3000	833.72.937

Lighting system. Additional components in the Häfele Lighting catalogue.

Lighting
LED strips from page 62

Furniture light from page 208
Ceiling, wall light from page 244

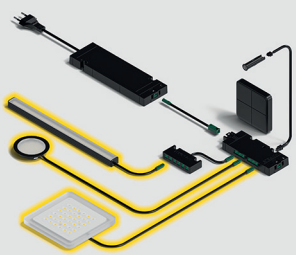

Controlling
Wireless
Sensors from page 318
Actors from page 354

Wired
Sensors from page 366
Actors from page 380

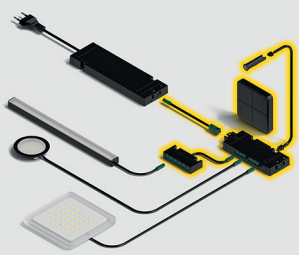

Supplying
Drivers from page 400
Main leads from page 414

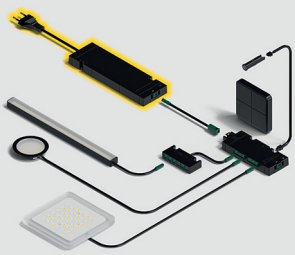

Recessed grip profile, profile 3101/3102 Pro
Light opening facing downwards



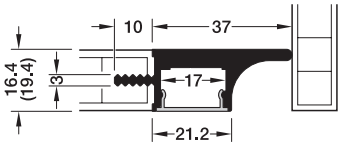

Dimension in brackets ( ) apply to version with base panel thickness 19 mm

> Combination of handle profile and work light
> Suitable for the exclusive linear lens for work surface lighting when using the 8 mm wide LED strip light

Area of application:	For front panels without handles
Version:	Light opening facing downwards
Material:	Profile: Aluminium
Supplied with:	1 Aluminium profile



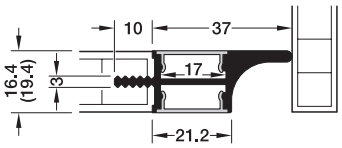

Dimension in brackets ( ) apply to version with base panel thickness 19 mm

> Combination of handle profile, work light and interior cabinet lighting.

Area of application:	For front panels without handles
Version:	Light opening facing downwards and upwards
Material:	Profile: Aluminium
Supplied with:	1 Aluminium profile

Profile 3101

Base panel thickness mm	Colour/finish	2500 mm
16	Black anodized	833.02.688
	Silver coloured anodized	833.02.687
19	Black anodized	833.02.686
	Silver coloured anodized	833.02.685

Note
For LED strip lights up to 10 mm wide.
Only use 8 mm wide LED strip light with linear lens (833.89.300).
The surface to be bonded must be cleaned before gluing the LED strip lights.
It must be completely clean, grease-free and dust-free!

Order reference
Please order diffuser separately.

Profile 3102

16	Black anodized	833.02.692
	Silver coloured anodized	833.03.691
19	Black anodized	833.02.690
	Silver coloured anodized	833.02.689

Note
For LED strip lights up to 10 mm wide.
The surface to be bonded must be cleaned before gluing the LED strip lights.
It must be completely clean, grease-free and dust-free!

Order reference
Please order diffuser separately.

Lighting system. Additional components in the Häfele Lighting catalogue.

Lighting
LED strips from page 62

Furniture light from page 208
Wall, ceiling light from page 244

Controlling
Wireless
Sensors from page 318
Actors from page 354

Wired
Sensors from page 366
Actors from page 380

Supplying
Drivers from page 400
Main leads from page 414

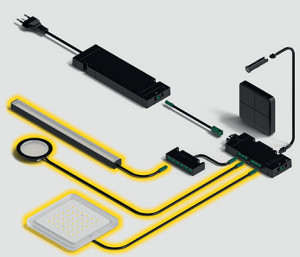

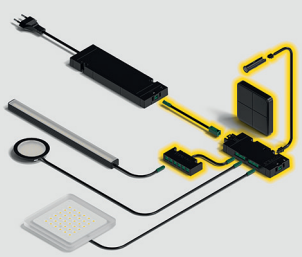

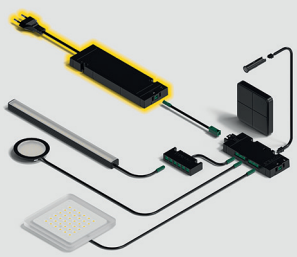

Profile 2101
Profile for surface mounting



Profile 2101

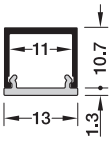

> 60% recycled aluminum

Material:	Profile: aluminium, diffuser: polycarbonate
Internal width:	11 mm
Diffuser width:	13 mm
Light permeability	60–70%
Supplied with:	1 Aluminium profile 1 Diffuser opal white



End cap

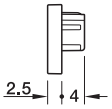

Material:	Plastic
Equipment:	With drill mark for cable outlet
Supplied with:	5 Pairs of end caps



Profile 2101

Colour/finish	2500 mm	3000 mm
Black, anodized, diffuser: opal white	833.94.111	833.95.733
Silver coloured, anodized, diffuser: opal white	833.94.110	833.95.732

Note
For LED strip lights up to 8 mm wide.
The surface to be bonded must be cleaned before gluing the LED strip lights.
It must be completely clean, grease-free and dust-free!

Diffusers
Homogeneous light without points from is possible 120 LEDs/m thanks to the opal white diffuser.
Points are visible with black version.
If required, please order alternative diffusers in black separately.

End cap

	Cat. No.
Black	833.95.775
Silver coloured	833.95.774

Lighting system. Additional components in the Häfele Lighting catalogue.

Lighting
LED strips from page 62

Furniture light from page 208
Ceiling, wall light from page 244

Controlling
Wireless
Sensors from page 318
Actors from page 354

Wired
Sensors from page 366
Actors from page 380

Supplying
Drivers from page 400
Main leads from page 414

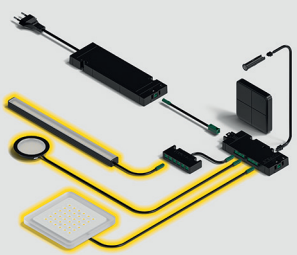

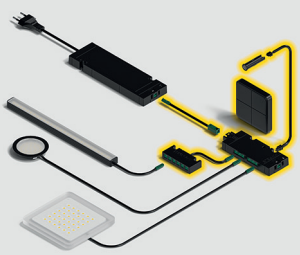

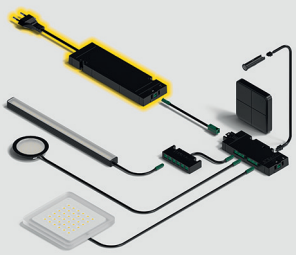

Profile 2102
Profile for surface mounting



Profile 2102

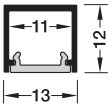

> 60% recycled aluminum

Material:	Profile: aluminium, diffuser: polycarbonate
Internal width:	11 mm
Diffuser width:	11 mm
Light permeability	60–70%
Supplied with:	1 Aluminium profile 1 Diffuser opal white



End cap

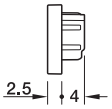

Material:	Plastic
Equipment:	With drill mark for cable outlet
Supplied with:	5 Pairs of end caps



Profile 2102

Colour/finish	2500 mm	3000 mm
Black, anodized, diffuser: opal white	833.94.114	833.95.735
Silver coloured, anodized, diffuser: opal white	833.94.113	833.95.734

Note
For LED strip lights up to 8 mm wide. Slide in the 10 mm wide clips from the side before installing the profile. The surface to be bonded must be cleaned before gluing the LED strip lights.
It must be completely clean, grease-free and dust-free!

Diffusers
Homogeneous light without points from is possible 120 LEDs/m thanks to the opal white diffuser.
Points are visible with black version.
If required, please order alternative diffusers in black or transparent separately.

End cap

	Cat. No.
Black	833.95.778
Silver coloured	833.95.777

Lighting system. Additional components in the Häfele Lighting catalogue.

Lighting
LED strips from page 62

Furniture light from page 208
Ceiling, wall light from page 244

Controlling
Wireless
Sensors from page 318
Actors from page 354

Wired
Sensors from page 366
Actors from page 380

Supplying
Drivers from page 400
Main leads from page 414

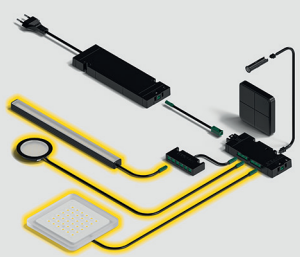

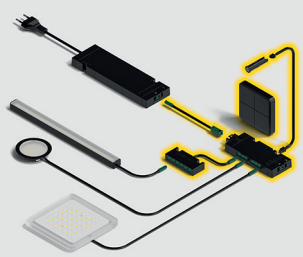

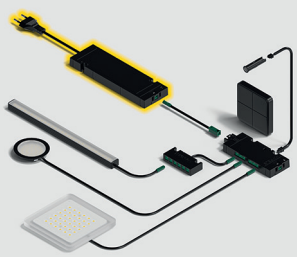

Profile 2103
Profile for surface mounting



Profile 2103

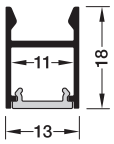

> 60% recycled aluminum
> Easy installation with clips

Material:	Profile: aluminium, diffuser: polycarbonate
Version:	With concealed fixing
Internal width:	11 mm
Diffuser width:	11 mm
Mounting:	For screw fixing with mounting bracket
Light permeability	60–70%
Supplied with:	1 Aluminium profile 1 Diffuser opal white



End cap

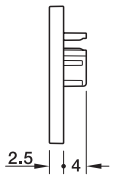

Material:	Plastic
Equipment:	With drill mark for cable outlet
Supplied with:	5 Pairs of end caps



Mounting bracket

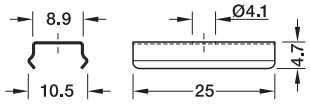

Material:	Stainless steel
Mounting:	For screw fixing
Supplied with:	5 Pairs of mounting brackets



Profile 2103

Colour/finish	2500 mm	3000 mm
Black, anodized, diffuser: opal white	833.94.117	833.95.737
Silver coloured, anodized, diffuser: opal white	833.94.116	833.95.736

Note
For LED strip lights up to 8 mm wide. Slide in the 10 mm wide clips from the side before installing the profile. Max. spacing of mounting brackets is 500 mm.
The surface to be bonded must be cleaned before gluing the LED strip lights.
It must be completely clean, grease-free and dust-free!

Diffusers
Homogeneous light without points from is possible 120 LEDs/m thanks to the opal white diffuser.
Points are visible with black version.
If required, please order alternative diffusers in black or transparent separately.

End cap

	Cat. No.
Black	833.95.784
Silver coloured	833.95.783

Mounting bracket

	833.95.761

Lighting system. Additional components in the Häfele Lighting catalogue.

Lighting
LED strips from page 62

Furniture light from page 208
Ceiling, wall light from page 244

Controlling
Wireless
Sensors from page 318
Actors from page 354

Wired
Sensors from page 366
Actors from page 380

Supplying
Drivers from page 400
Main leads from page 414

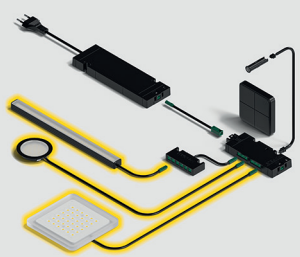

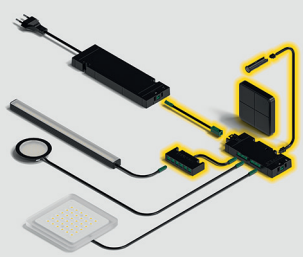

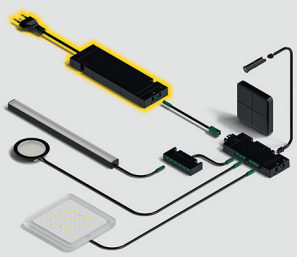

Designer profile for surface mounting, profile 4101 Pro



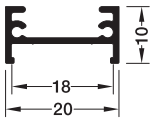

Black, Soft Touch effect

> Available in dark tend colours
> Mounting brackets for concealed mounting

Material:	Aluminium
Internal width:	18 mm
Supplied with:	1 Aluminium profile



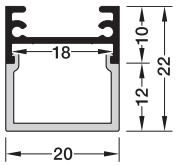

Material:	Plastic
Usable for:	Designer profile for surface mounting, profile 4101
Supplied with:	1 Diffuser housing



Version:	For concealed installation
Material:	Steel
Colour/finish:	Silver coloured
Usable for:	Designer profile for surface mounting, profile 4101
Mounting:	For screw fixing
Supplied with:	1 Pair of mounting clips



Black, Soft Touch effect

Material:	Plastic
Equipment:	Without cable outlet
Supplied with:	1 Pairs of end caps

Profile 4101

Colour/finish	3000 mm
Black, Soft Touch effect	833.16.141
Dark grey, metallic effect	833.16.142
silver coloured anodized	833.16.140

Note
For LED strip lights up to 10 mm wide.
Maximum distance between the mounting brackets is 500 mm.
The surface to be bonded must be cleaned before gluing the LED strip lights.
It must be completely clean, grease-free and dust-free!

Order reference
Please order diffuser housing and mounting bracket separately.

Diffuser

White, matt	833.16.143

Mounting bracket

	Cat. No.
	833.16.159

End cap

	Cat. No.
Black, Soft Touch effect	833.16.145
Dark grey, metallic effect	833.16.146
Silver coloured anodized	833.16.144

Lighting system. Additional components in the Häfele Lighting catalogue.

Lighting
LED strips from page 62

Furniture light from page 208
Wall, ceiling light from page 244

Controlling
Wireless
Sensors from page 318
Actors from page 354

Wired
Sensors from page 366
Actors from page 380

Supplying
Drivers from page 400
Main leads from page 414

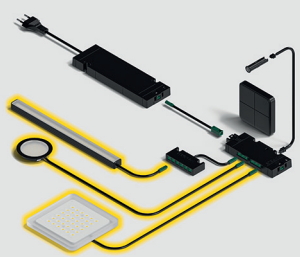

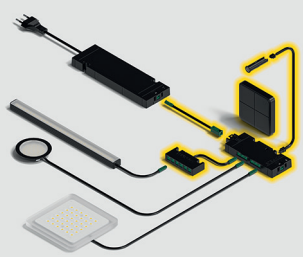

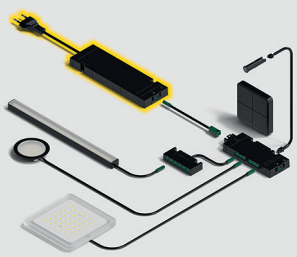

Curve profile for surface mounting, profile 4104

Pro



> The profile base can be moulded along curves; minimum bending radius 250 mm

Material:	Aluminium
Internal width:	10.5 mm
Installation reference:	The minimum bending radius for the profile base is 250 mm; the profile cannot be moulded in a lateral direction.
Supplied with:	1 Aluminium profile



Material:	Plastic
Usable for:	Curve profile for surface mounting, profile 4104
Supplied with:	1 Diffuser



Material:	Aluminium
Usable for:	Curve profile for surface mounting, profile 4104
Mounting:	For screw fixing
Supplied with:	1 End caps

Profile 4104

Colour/finish	2000 mm
Silver coloured, bright	833.01.831

Note
For LED strip lights up to 8 mm wide.
The surface to be bonded must be cleaned before gluing the LED strip lights.
It must be completely clean, grease-free and dust-free!
For homogeneous light without points, please use COB strip.

Order reference
Please order diffuser separately.

Diffuser

Milky, opal	833.01.832
Black	833.01.833

End cap

	Cat. No.
Dark grey	833.01.834

Lighting system. Additional components in the Häfele Lighting catalogue.

Lighting
LED strips from page 62

Furniture light from page 208
Wall, ceiling light from page 244

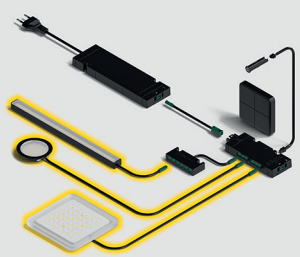

Controlling
Wireless
Sensors from page 318
Actors from page 354

Wired
Sensors from page 366
Actors from page 380

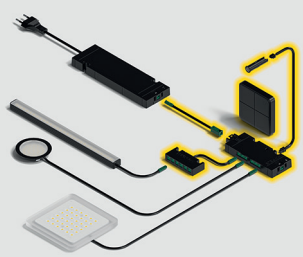

Supplying
Drivers from page 400
Main leads from page 414

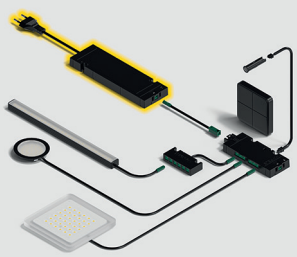

Designer profile for surface mounting, profile 4105 Pro



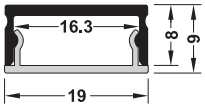

> For surface mounting or for flush mounting.
> The diffusers are completely flush
> Aluminium profiles available in silver coloured or black
> Black satin-finished diffusers are ideal for ambient lighting

Material:	Profile: Aluminium, Diffuser: Plastic
Internal width:	16.3 mm
Diffuser width:	19 mm
Mounting:	For screw fixing
Supplied with:	1 Aluminium profile, 1 Diffuser



Material:	Plastic
Usable for:	Designer profile for surface mounting, profile 4105
Supplied with:	1 End caps



Material:	Plastic
Usable for:	Profile for surface mounting, profile 3101, 3102, 4105, 4106, 5101
Mounting:	For press fitting
Supplied with:	1 Diffuser

Profile 4105

Colour/finish	2000 mm	2500 mm	6000 mm
Black, anodized, diffuser: black, satin finish	–	833.01.860	833.01.864
Silver coloured, anodized, diffuser: satin finish	833.01.766	833.01.780	833.01.796
Silver coloured, anodized, diffuser: transparent	833.01.767	833.01.781	833.01.797

Note
For LED strip lights up to 10 mm wide.
The surface to be bonded must be cleaned before gluing the LED strip lights.
It must be completely clean, grease-free and dust-free!

Diffusers
LED points are always visible when this profile is used.
For homogeneous light without points, please use COB strip.
If required, please order alternative diffusers in black or transparent separately.

Order reference
Transport-related minimum order quantity with length of 6 m is 10 pieces

End cap

	Cat. No.
Black	833.01.866
Dark grey	833.01.765

Diffuser

Colour/finish	Light permeability %	2000 mm	2500 mm	6000 mm
Black, satin finish	25	–	833.01.852	833.01.858
Satin finish	54	833.01.762	833.01.786	833.01.791
Transparent	90	833.01.763	833.01.787	833.01.793

Order reference
Transport-related minimum order quantity with length of 6 m is 10 pieces

Lighting system. Additional components in the Häfele Lighting catalogue.

Lighting
LED strips from page 62

Furniture light from page 208
Wall, ceiling light from page 244

Controlling
Wireless
Sensors from page 318
Actors from page 354

Wired
Sensors from page 366
Actors from page 380

Supplying
Drivers from page 400
Main leads from page 414

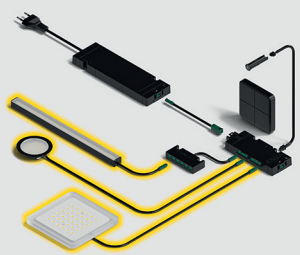

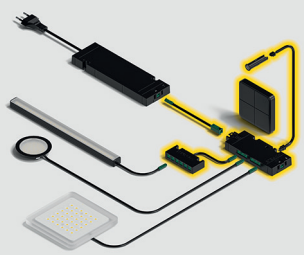

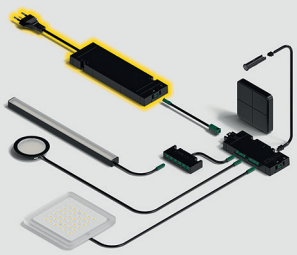

Designer profile for surface mounting, profile 4106 Pro



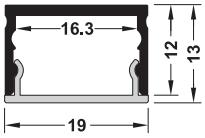

> For surface mounting or for flush mounting.
> The diffusers are completely flush
> Aluminium profiles available in silver coloured or black
> Black satin-finished diffusers are ideal for ambient lighting

Material:	Profile: Aluminium, Diffuser: Plastic
Internal width:	16.3 mm
Diffuser width:	19 mm
Supplied with:	1 Diffuser



Material:	Plastic
Usable for:	Designer profile for surface mounting, profile 4106
Supplied with:	1 End caps



Material:	Plastic
Usable for:	Profile for surface mounting, profile 3101, 3102, 4105, 4106, 5101
Mounting:	For press fitting
Supplied with:	1 Diffuser

Profile 4106

Colour/finish	2000 mm	2500 mm	6000 mm
Black, anodized, diffuser: black, satin finish	–	833.01.861	833.01.865
Silver coloured, anodized, diffuser: satin finish	833.01.768	833.01.782	833.01.795
Silver coloured, anodized, diffuser: transparent	833.01.769	833.01.783	833.01.794

Note
For LED strip lights up to 10 mm wide.
The surface to be bonded must be cleaned before gluing the LED strip lights.
It must be completely clean, grease-free and dust-free!

Diffusers
If required, please order alternative diffusers in black or transparent separately.

Order reference
Transport-related minimum order quantity with length of 6 m is 10 pieces

End cap

	Cat. No.
Black	833.01.859
Dark grey	833.01.764

Diffuser

Colour/finish	Light permeability %	2000 mm	2500 mm	6000 mm
Black, satin finish	25	–	833.01.852	833.01.858
Satin finish	54	833.01.762	833.01.786	833.01.791
Transparent	90	833.01.763	833.01.787	833.01.793

Order reference
Transport-related minimum order quantity with length of 6 m is 10 pieces

Lighting system. Additional components in the Häfele Lighting catalogue.

Lighting
LED strips from page 62

Furniture light from page 208
Wall, ceiling light from page 244

Controlling
Wireless
Sensors from page 318
Actors from page 354

Wired
Sensors from page 366
Actors from page 380

Supplying
Drivers from page 400
Main leads from page 414

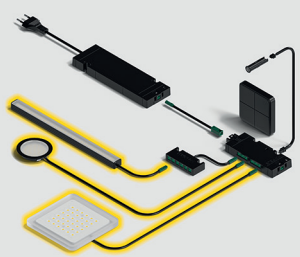

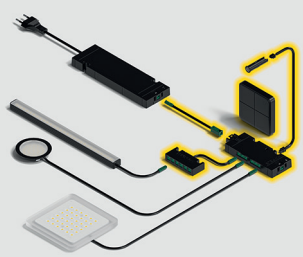

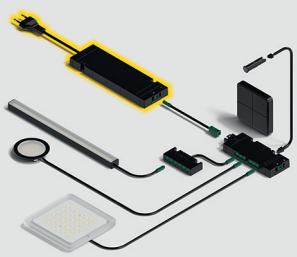

Designer profile for surface mounting, profile 4107 Pro

For linear lens, with positioning aid for LED strip lights



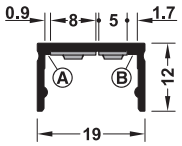

Position LED strip light directly against the edge of the recess

Ⓐ = LED strip light 8 mm or

Ⓑ = LED strip light 5 mm

Area of application:	For linear lens, with positioning aid for LED strip lights
Material:	Profile: Aluminium
Usable for:	Linear lens in combination with LED strip lights with 5 mm or 8 mm width
Installation reference:	Flush installation or under unit mounting
Supplied with:	1 Aluminium profile for linear lens



Material:	Plastic
Usable for:	Designer profile for surface mounting, profile 4106 and profile 4107
Supplied with:	1 End caps



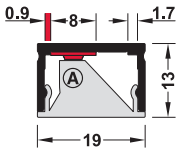

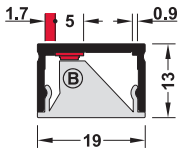

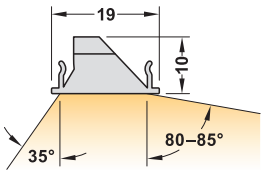

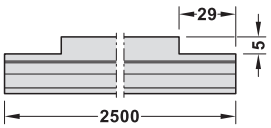

Area of application:	Work surface lighting in kitchens and laboratories, cabinet interior lighting
Material:	Plastic
Usable for:	Designer profile for surface mounting, profile 4107 (5 and 8 mm strip lights) and recessed grip profile, profile 3101 (8 mm strip lights)
Supplied with:	1 Linear lens with lateral recesses (left and right) for clip connector

Profile 4107

Colour/finish	2500 mm
Silver coloured	833.01.870

Note
The surface to be bonded must be cleaned before gluing the LED strip lights.
It must be completely clean, grease-free and dust-free!

End cap

	Cat. No.
Black	833.01.868
Silver coloured	833.01.869

Linear lens

Colour/finish	Light permeability %	2500 mm
Transparent	90	833.89.300

Lighting system. Additional components in the Häfele Lighting catalogue.

Lighting
LED strips from page 62

Furniture light from page 208
Wall, ceiling light from page 244

Controlling
Wireless
Sensors from page 318
Actors from page 354

Wired
Sensors from page 366
Actors from page 380

Supplying
Drivers from page 400
Main leads from page 414

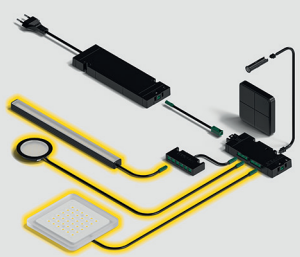

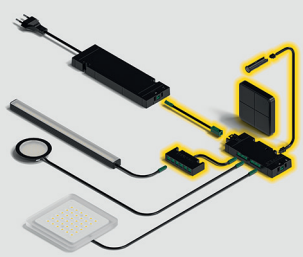

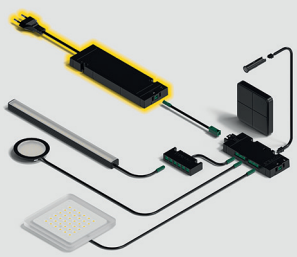

Häfele Dresscode wardrobe rail profile, straight-edged, profile 5104 Pro



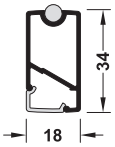

> Can be freely positioned in 32 mm interval system
> Simple, tool-free mounting
> Concealed fixing

Area of application:	Illuminated wardrobe rail
Material:	Profile: Aluminium, Diffuser: Plastic
Supplied with:	1 Aluminium profile, 1 Diffuser



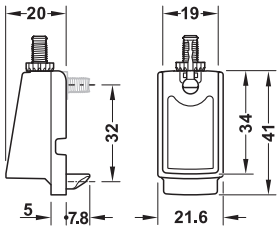

Material:	Zinc alloy
For wardrobe rail:	Rectangular 34 x 18 mm
Dimensions (W x H x D):	20 x 41 x 21.6 mm
Mounting:	Tool-free plug-in installation in 5 mm drill holes, on the side panel in the cabinet or in the Häfele Dresscode aluminium frame system
Supplied with:	2 Rail end support



Profile 5104

Colour/finish	1200 mm	2500 mm
Umber grey, RAL 7022, powder coated, diffuser: opal white	801.26.501	801.26.502
Traffic white, RAL 9016, powder coated, diffuser: opal white	801.26.701	801.26.702

Note
For LED strip lights up to 8 mm wide.
The surface to be bonded must be cleaned before gluing the LED strip lights.
It must be completely clean, grease-free and dust-free!

Order reference
Please order strip lights, drivers and switches separately.

End cap

	Cat. No.
Umbra grey, RAL 7022, powder coated	803.17.520
Traffic white, RAL 9016, powder coated	803.17.720

Note
Load bearing capacity: 40 kg with 1000 mm wardrobe rail in compliance with DIN 68890:2009

Order reference
Wardrobe rail length = internal cabinet width – 26 mm

Lighting system. Additional components in the Häfele Lighting catalogue.

Lighting
LED strips from page 62

Furniture light from page 208
Wall, ceiling light from page 244

Controlling
Wireless
Sensors from page 318
Actors from page 354

Wired
Sensors from page 366
Actors from page 380

Supplying
Drivers from page 400
Main leads from page 414

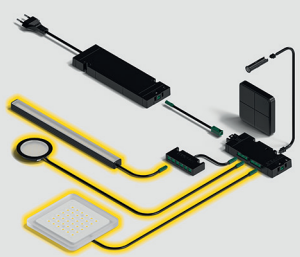

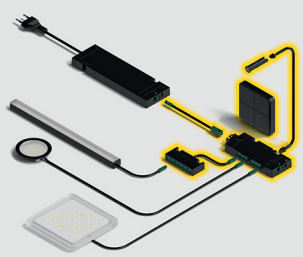

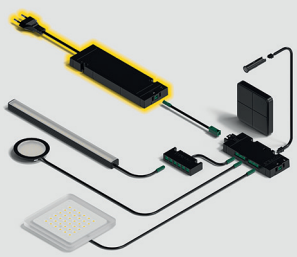

Glass edge profile, profile 5101

Pro



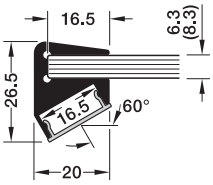

Dimensions in brackets ( ) for
variant with glass thickness of 8 mm

Version:	Light opening facing downwards
Material:	Profile: Aluminium
Supplied with:	1 Aluminium profile



Material:	Plastic
Usable for:	Profile for surface mounting, profile 3101, 3102, 4105, 4106, 5101
Mounting:	For press fitting
Supplied with:	1 Diffuser

Profile 5101

For glass thickness mm	Colour/finish	2500 mm
6	Black anodized	833.02.694
	Silver coloured anodized	833.02.693
8	Black anodized	833.02.696
	Silver coloured anodized	833.02.695

Installation reference
Glass shelf must be attached separately, without load bearing function.

Note
For LED strip lights up to 10 mm wide.
The surface to be bonded must be cleaned before gluing the LED strip lights.
It must be completely clean, grease-free and dust-free!
For homogeneous light without points, please use COB strip.

Order reference
Please order diffuser separately.

Diffuser

Colour/finish	Light permeability %	2000 mm	2500 mm	6000 mm
Black	25	–	833.01.852	833.01.858
Satin finish	54	833.01.762	833.01.786	833.01.791
Transparent	90	833.01.763	833.01.787	833.01.793

Lighting system. Additional components in the Häfele Lighting catalogue.

Lighting
LED strips from page 62

Furniture light from page 208
Wall, ceiling light from page 244

Controlling
Wireless
Sensors from page 318
Actors from page 354

Wired
Sensors from page 366
Actors from page 380

Supplying
Drivers from page 400
Main leads from page 414

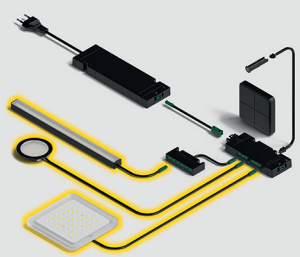

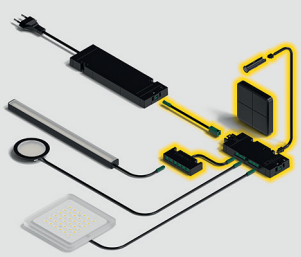

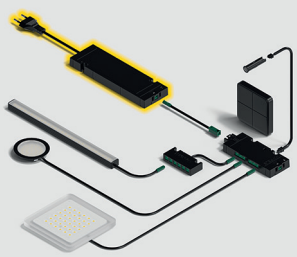

Multifunctional profile, profile 5102



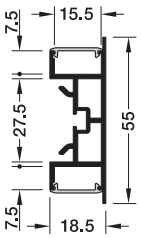

Area of application:	Walls, skirting or ceilings
Version:	Light opening towards top and bottom
Material:	Profile: Aluminium
Mounting:	For recess mounting, For screw fixing with a mounting clip
Supplied with:	1 Multifunctional profile



Satin finish



Transparent

Material:	Plastic
Usable for:	Multifunctional profile, profile 5102 or plinth profile, profile 5103
Supplied with:	1 Diffuser

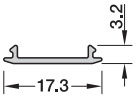



Material:	Aluminium
Usable for:	Multifunctional profile, profile 5102
Supplied with:	2 End caps



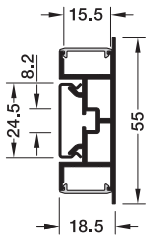

Material:	Stainless steel
Usable for:	Multifunctional profile, profile 5102
Mounting:	For screw fixing
Supplied with:	10 Mounting brackets

Profile 5102

Colour/finish	2000 mm	3000 mm
Silver coloured anodized	833.02.806	833.02.807
Black anodized	833.02.808	833.02.809

Note
For LED strip lights up to 10 mm wide.
For homogeneous light without points, please use COB strip.

Order reference
Please order diffuser, end caps and fixing material separately.

Diffuser

Colour/finish	Light permeability %	2000 mm	3000 mm
Satin finish	54	833.02.878	833.02.879
Transparent	90	833.02.893	833.02.894

End cap

	Cat. No.
Silver coloured anodized	833.02.857
Black anodized	833.02.858

Mounting bracket

	833.02.854

Lighting system. Additional components in the Häfele Lighting catalogue.

Lighting
LED strips from page 62

Furniture light from page 208
Wall, ceiling light from page 244

Controlling
Wireless
Sensors from page 318
Actors from page 354

Wired
Sensors from page 366
Actors from page 380

Supplying
Drivers from page 400
Main leads from page 414

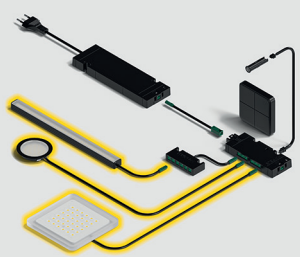

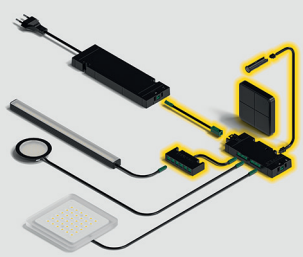

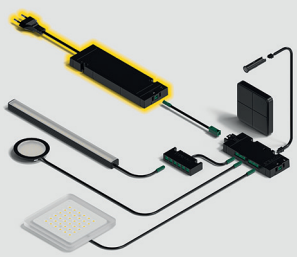

Plinth profile, profile 5103



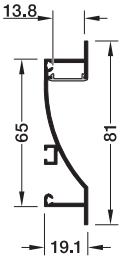

Area of application:	For plinths and stairs
Version:	Light opening facing downwards
Material:	Profile: Aluminium
Mounting:	For recess mounting
Supplied with:	1 Plinth profile



Satin finish



Transparent

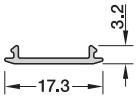

Material:	Plastic
Usable for:	Multifunctional profile, profile 5102 or plinth profile, profile 5103
Supplied with:	1 Diffuser



Material:	Aluminium
Usable for:	Plinth profile, profile 5103
Supplied with:	2 End caps



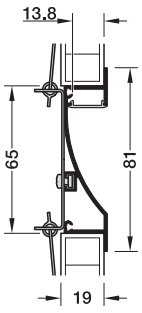

Version:	For material thickness 19 mm
Usable for:	Plinth profile, profile 5103
Supplied with:	1 Mounting spring including fixing materials



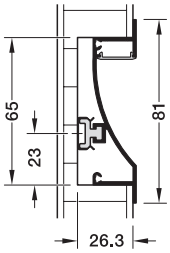

Material:	Base: aluminium, Clamp: stainless steel
Usable for:	Plinth profile, profile 5103
Mounting:	For screwing and clamping
Supplied with:	5 Mounting bases with fixing material

Profile 5103

Colour/finish	2000 mm	3000 mm
Silver coloured anodized	833.02.861	833.02.862
Black anodized	833.02.863	833.02.864

Diffuser

Colour/finish	Light permeability %	2000 mm	3000 mm
Satin finish	54	833.02.878	833.02.879
Transparent	90	833.02.893	833.02.894

End cap

	Cat. No.
Silver coloured anodized	833.02.865
Black anodized	833.02.866

Installation spring

	833.02.868

Mounting base

	833.02.867

Profile system 5190



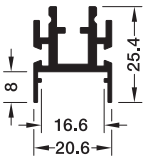

Base profile

> Maximum flexibility thanks to mounting accessories
> Maximum diffuser lengths for assembled profile routes with continuous appearance

Material:	Profile: Aluminium
Supplied with:	1 Base profile



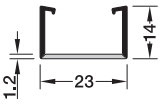

Area of application:	Cover above the LED strip light
Material:	Plastic
Usable for:	Profile system 5190
Width:	23 mm
Supplied with:	1 Cover with diffuser



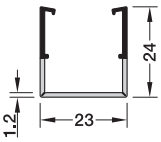

Area of application:	Cover above the LED strip light
Material:	Plastic
Usable for:	Profile system 5190
Width:	23 mm
Supplied with:	1 Cover with diffuser housing



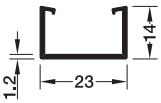

Area of application:	Cover for mounting side
Material:	Plastic
Usable for:	Profile system 5190
Width:	23 mm
Supplied with:	1 Cover



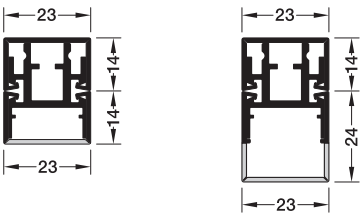

Base profile with blank cover (top) and cover with diffuser housing (bottom)

Profile 5190

Colour/finish	2000 mm
Bright	833.16.200

Note
For LED strip lights up to 10 mm wide.

Order reference
Please order cover with diffuser and fastening material separately.

Diffuser

Colour/finish	Light permeability %	2000 mm	6000 mm
Cover: Black			
White, satin finish	54	833.16.203	833.16.204
Black	25	833.16.205	833.16.206
Cover: White			
White, satin finish	54	833.16.201	833.16.202

Diffuser

Cover: Black			
White, satin finish	54	833.16.209	833.16.210
Cover: White			
White, satin finish	54	833.16.207	833.16.208

Blank cover

Cover: Black	833.16.214	833.16.213
Cover: White	833.16.211	833.16.212

Lighting system. Additional components in the Häfele Lighting catalogue.

Lighting
Accessories for 5190 from page 140
LED strips from page 62

Furniture light from page 208
Wall, ceiling light from page 244

Controlling
Wireless
Sensors from page 318
Actors from page 354

Wired
Sensors from page 366
Actors from page 380

Supplying
Drivers from page 400
Main leads from page 414

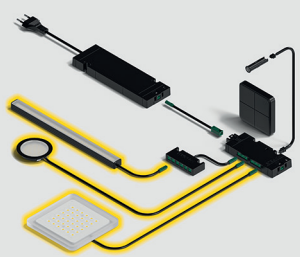

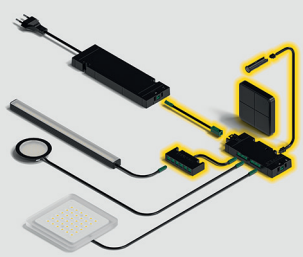

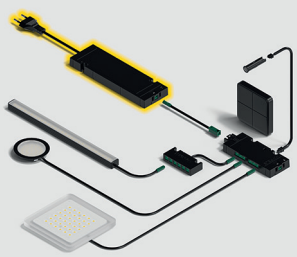

End cap, for profile system 5190

Pro



For diffuser



For diffuser housing

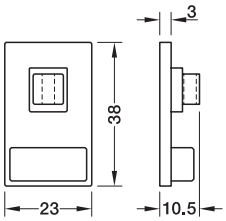

For diffuser

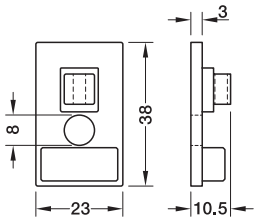

For diffuser housing



For diffuser,
with cable outlet



For diffuser housing,
with cable outlet

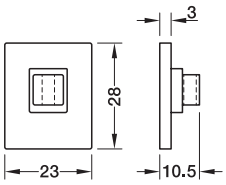

For diffuser

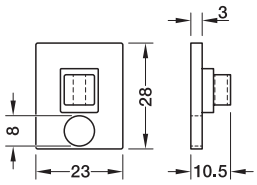

For diffuser,
With cable outlet

Material:	Aluminium
Usable for:	Profile system 5190
Supplied with:	1 End caps

Colour/finish	Version	Cat. No.
Without cable outlet		
Black anodized	For diffuser housing	833.16.217
Black anodized	For diffuser	833.16.215
White, powder coated	For diffuser housing	833.16.218
White, powder coated	For diffuser	833.16.216
With cable outlet		
Black anodized	For diffuser	833.16.225
White, powder coated	For diffuser	833.16.226
Black anodized	For diffuser housing	833.16.227
White, powder coated	For diffuser housing	833.16.228

Lighting system. Additional components in the Häfele Lighting catalogue.

Lighting
Profile 5190 page 138
LED strips from page 62

Furniture light from page 208
Wall, ceiling light from page 244

Controlling
Wireless
Sensors from page 318
Actors from page 354

Wired
Sensors from page 366
Actors from page 380

Supplying
Drivers from page 400
Main leads from page 414

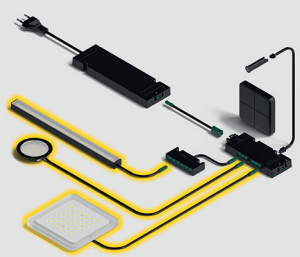

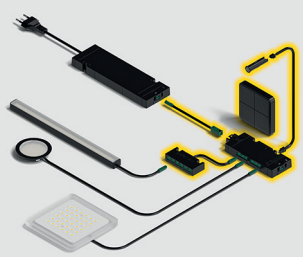

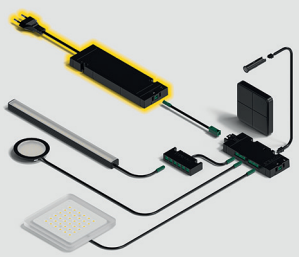

Linear connector for profile system 5190

Pro



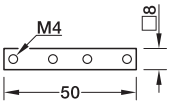

Area of application:	For extending the base profile
Usable for:	Profile system 5190
Material:	Steel
Colour/finish:	Zinc plated
Dim. (L x W x H):	50 x 8 x 8 mm
Mounting:	For screw fixing
Supplied with:	1 Linear connector including fixing material



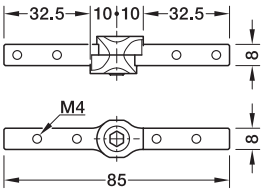

Area of application:	For extending the base profile and for angling by ± 105° for vertical or horizontal use
Usable for:	Profile system 5190
Material:	Steel
Colour/finish:	Zinc plated
Dim. (L x W x H):	85 x 8 x 8 mm
Mounting:	For clipping on, For screw fixing
Installation reference:	The connected aluminium profiles must always be cut at right angles. A precise mitre cut is required for the covers. Please use a left-over piece of profile to make a neat saw cut. This can then be recycled or cut at right angles. 1. Fit the cover to a left-over piece of profile. 2. Mitre cut the cover together with left-over piece of profile.
Supplied with:	1 Angle bracket including fixing material



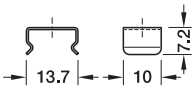

> Soft snap-in due to extremely thin material thickness of 0.3 mm

Material:	Steel
Colour/finish:	Zinc plated
Usable for:	Profile system 5190
Mounting:	For screw fixing
Installation reference:	Installation is carried out by clamping the profile in the mounting bracket (screw fixing the bracket to the ceiling or wall)

	Cat. No.
Linear connector	833.16.220

Angle bracket	833.16.219

Mounting bracket	833.16.221

Lighting system. Additional components in the Häfele Lighting catalogue.

Lighting
Profile 5190 page 138
LED strips from page 62

Furniture light from page 208
Wall, ceiling light from page 244

Controlling
Wireless
Sensors from page 318
Actors from page 354

Wired
Sensors from page 366
Actors from page 380

Supplying
Drivers from page 400
Main leads from page 414

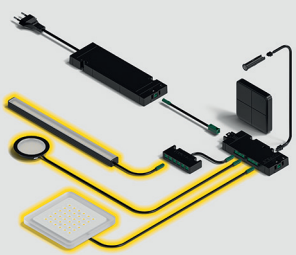

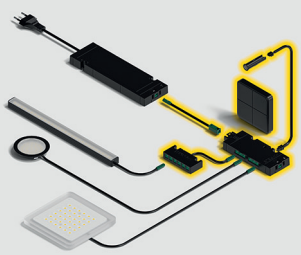

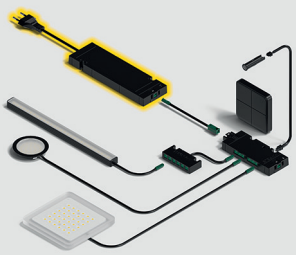

Swivelling base with mounting bracket for profile system 5190 Pro



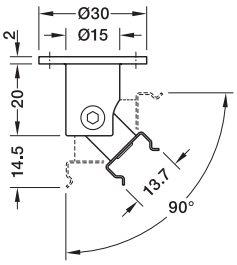

Version:	Swivelling range freely adjustable from 0-90°, for fixing with hexagon socket.
Material:	Aluminium
Usable for:	Profile system 5190
Mounting:	For screw fixing
Supplied with:	2 Swivelling bases with stainless steel mounting bracket



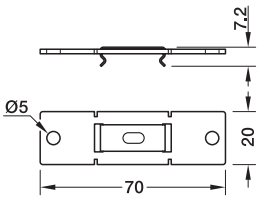

Version:	Swivelling range freely adjustable from –90° to +170°
Material:	Steel
Colour/finish:	Zinc plated
Usable for:	Profile system 5190
Mounting:	For screw fixing
Supplied with:	2 Multi clips



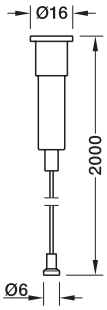

Material:	Steel
Colour/finish:	Zinc plated
Usable for:	Profile system 5190
Mounting:	For screw fixing
Installation reference:	Drill holes in blank cover
Required:	1. Use cable suspension in aluminium profile 2. Mark the cable position on the blank cover 3. Drill a Ø 3 mm hole 4. Insert the blank cover and clip it on
Supplied with:	2 Cable suspensions including ceiling installation

	Cat. No.
Swivelling base with mounting bracket	833.16.223

Multi clip	833.16.229

Cable suspension	833.16.224

Lighting system. Additional components in the Häfele Lighting catalogue.

Lighting
Profile 5190 page 138
LED strips from page 62

Furniture light from page 208
Wall, ceiling light from page 244

Controlling
Wireless
Sensors from page 318
Actors from page 354

Wired
Sensors from page 366
Actors from page 380

Supplying
Drivers from page 400
Main leads from page 414

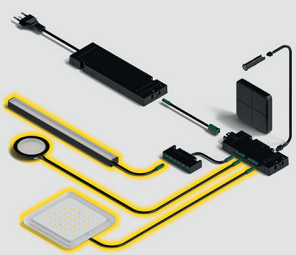

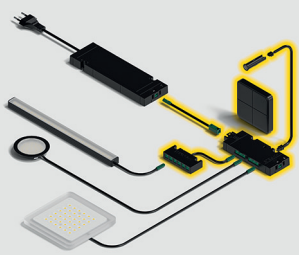

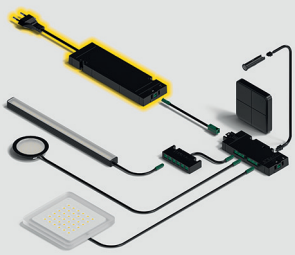

Drywall profile, profile 5112

Pro

Grazing light, indirect lighting with reflective surface



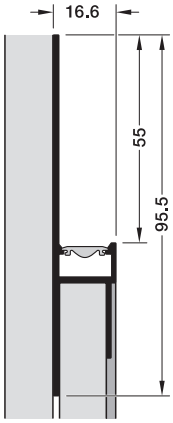

Area of application:	Drywall construction, Counter construction, Store fixtures
Usable for:	Drywall panels, wood materials
Version:	Indirect light, with reflection surface
Material:	Profile: Aluminium
Mounting:	For screw fixing, For plastering
Installation reference:	Pilot drilling recommended before screw fixing.
Supplied with:	1 Profile



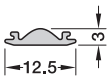

Material:	Plastic
Usable for:	Profile 5112
Width:	13 mm
Supplied with:	1 Diffuser



Profile 5112

Colour/finish	1900 mm	2700 mm
Anodized	833.02.235	833.02.236

Diffuser

Colour/finish	Light permeability %	1900 mm	2700 mm
Satin finish	83	833.02.465	833.02.475

Lighting system. Additional components in the Häfele Lighting catalogue.

Lighting
LED strips from page 62

Furniture light from page 208
Wall, ceiling light from page 244

Controlling
Wireless
Sensors from page 318
Actors from page 354

Wired
Sensors from page 366
Actors from page 380

Supplying
Drivers from page 400
Main leads from page 414

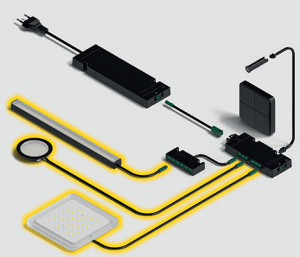

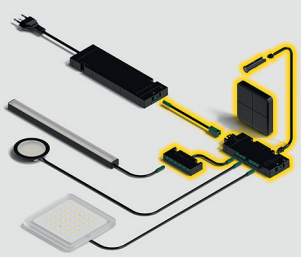

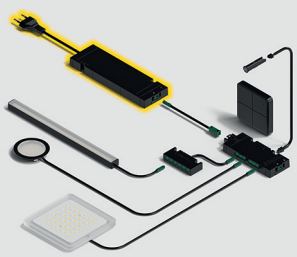

Drywall profile, profile 5113

Pro

For surface installation or next to internal corner



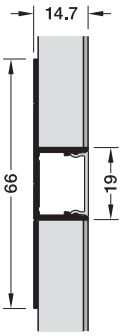

Surface installation

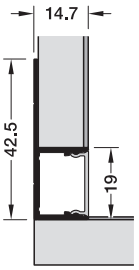

Installation next to internal corner

Area of application:	Drywall construction, Counter construction, Store fixtures
Usable for:	Drywall panels, wood materials
Version:	Direct light in the surface or next to an internal corner
Material:	Profile: Aluminium
Mounting:	For screw fixing, For plastering
Installation reference:	Pilot drilling recommended before screw fixing. Break off one long side of the aluminium profile for installation next to an internal corner.
Supplied with:	1 Profile with tear-off strip



Colour/finish	1900 mm	2700 mm
Bright	833.02.285	833.02.286

Note
Beware of cuts
The tab is sharp-edged.
Wear suitable gloves to avoid cutting injuries!

Order reference
Please order diffuser separately.

Lighting system. Additional components in the Häfele Lighting catalogue.

Lighting
LED strips from page 62
Diffuser, page 158

Furniture light from page 208
Wall, ceiling light from page 244

Controlling
Wireless
Sensors from page 318
Actors from page 354

Wired
Sensors from page 366
Actors from page 380

Supplying
Drivers from page 400
Main leads from page 414

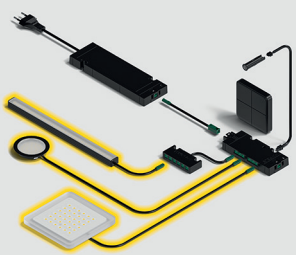

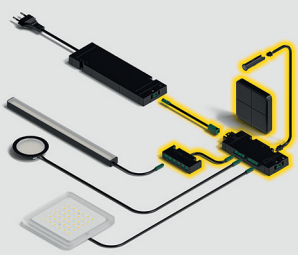

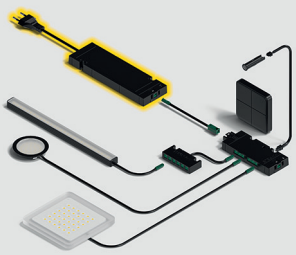

Drywall profile, profile 5114
Indirect cove lighting

Pro



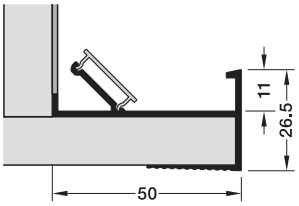

Area of application:	Drywall construction, Counter construction, Store fixtures
Usable for:	Drywall panels, wood materials
Version:	Indirect light, suitable for use with or without diffuser
Material:	Profile: Aluminium
Mounting:	For screw fixing, For plastering
Installation reference:	Pilot drilling recommended before screw fixing.
Supplied with:	1 Profile



Colour/finish	1900 mm	2700 mm
Anodized	833.02.335	833.02.336

Order reference
Please order diffuser separately, if required.

Lighting system. Additional components in the Häfele Lighting catalogue.

Lighting
LED strips from page 62
Diffuser, page 158

Furniture light from page 208
Wall, ceiling light from page 244

Controlling
Wireless
Sensors from page 318
Actors from page 354

Wired
Sensors from page 366
Actors from page 380

Supplying
Drivers from page 400
Main leads from page 414

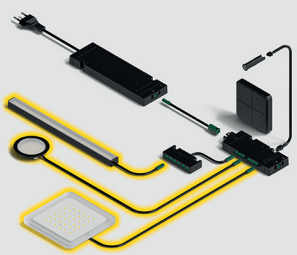

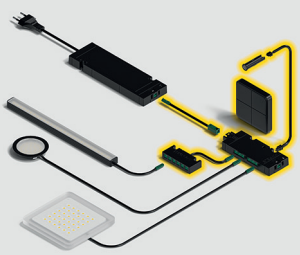

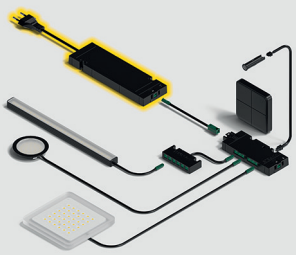

Drywall profile, profile 5115
For internal corner 90°

Pro



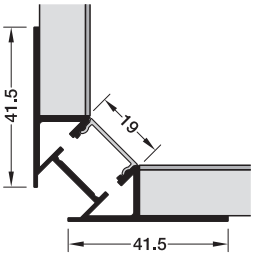

Area of application:	Internal corners 90°, Drywall construction, Counter construction, Store fixtures
Usable for:	Drywall panels, wood materials
Version:	Direct light
Material:	Profile: Aluminium
Mounting:	For screw fixing, For plastering
Installation reference:	Pilot drilling recommended before screw fixing.
Supplied with:	1 Profile with tear-off strip



Colour/finish	1900 mm	2700 mm
Bright	833.02.345	833.02.346

Note
Beware of cuts
The tab is sharp-edged.
Wear suitable gloves to avoid cutting injuries!

Order reference
Please order diffuser separately.

Lighting system. Additional components in the Häfele Lighting catalogue.

Lighting
LED strips from page 62
Diffuser, page 158

Furniture light from page 208
Wall, ceiling light from page 244

Controlling
Wireless
Sensors from page 318
Actors from page 354

Wired
Sensors from page 366
Actors from page 380

Supplying
Drivers from page 400
Main leads from page 414

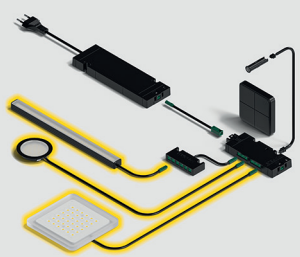

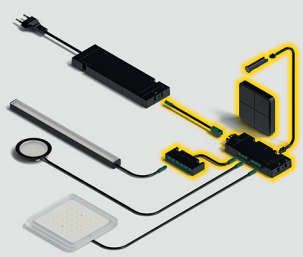

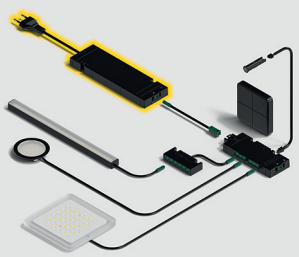

Drywall profile, profile 5116
For external corner 90°

Pro



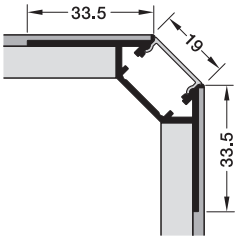

Area of application:	External corners 90°, Drywall construction, Counter construction, Store fixtures
Usable for:	Drywall panels, wood materials
Version:	Direct light
Material:	Profile: Aluminium
Mounting:	For screw fixing, For plastering
Installation reference:	Pilot drilling recommended before screw fixing.
Supplied with:	1 Profile with tear-off strip



Colour/finish	1900 mm	2700 mm
Bright	833.02.355	833.02.356

Note
Beware of cuts
The tab is sharp-edged.
Wear suitable gloves to avoid cutting injuries!

Order reference
Please order diffuser separately.

Lighting system. Additional components in the Häfele Lighting catalogue.

Lighting
LED strips from page 62
Diffuser, page 158

Furniture light from page 208
Wall, ceiling light from page 244

Controlling
Wireless
Sensors from page 318
Actors from page 354

Wired
Sensors from page 366
Actors from page 380

Supplying
Drivers from page 400
Main leads from page 414

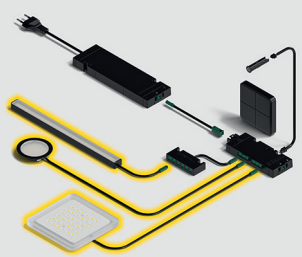

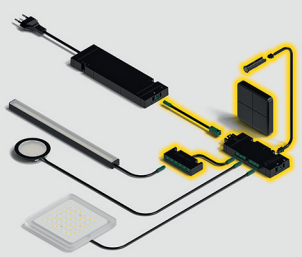

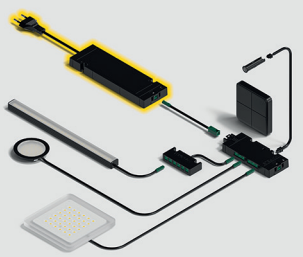

Drywall profile, profile 5117
For internal corner 90°



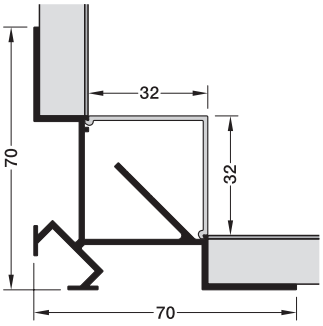

Area of application:	Internal corners 90°, Drywall construction, Counter construction, Store fixtures
Usable for:	Drywall panels, wood materials
Version:	Direct light
Material:	Profile: Aluminium
Mounting:	For screw fixing, For plastering
Installation reference:	Pilot drilling recommended before screw fixing.
Supplied with	1 Profile with tear-off strip



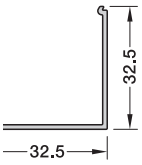

Material:	Plastic
Usable for:	Profile 5117
Width:	33 mm
Supplied with:	1 Diffuser housing



Profile 5117

Colour/finish	1900 mm	2700 mm
Bright	833.02.365	833.02.366

Note
Beware of cuts
The tab is sharp-edged.
Wear suitable gloves to avoid cutting injuries!

Diffuser housing

Colour/finish	Light permeability %	1900 mm	2700 mm
Satin finish	54	833.02.468	833.02.478

Lighting system. Additional components in the Häfele Lighting catalogue.

Lighting
LED strips from page 62

Furniture light from page 208
Wall, ceiling light from page 244

Controlling
Wireless
Sensors from page 318
Actors from page 354

Wired
Sensors from page 366
Actors from page 380

Supplying
Drivers from page 400
Main leads from page 414

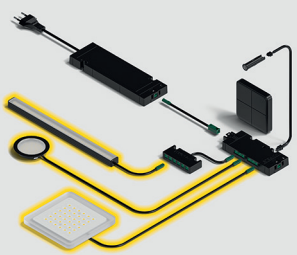

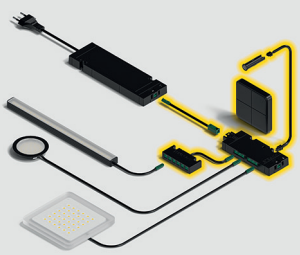

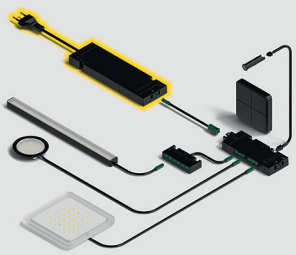

Accessories, for drywall profiles



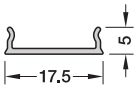

Flush

Material:	Plastic
Usable for:	Profile 5113, 5115, 5116
Supplied with:	1 Diffuser



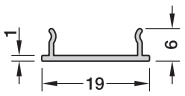

Protruding

Material:	Plastic
Usable for:	Profile 5113, 5114, 5115, 5116
Supplied with:	1 Diffuser



Material:	Stainless steel

Note

1. Carefully drill through the centre of the tear-off strip of the drywall profile with a drill hole diameter of 5 mm without damaging the profile.
2. Hook the disassembly tool into the drill hole
3. Tear off the strip

Diffuser

Width mm	Diffuser colour/finish	Light permeability %	1900 mm	2700 mm
17	Satin finish	54	833.02.467	833.02.477

Diffuser

19	Satin finish	54	833.02.466	833.02.476

Disassembly tool

	Cat. No.
	833.02.898

Lighting system. Additional components in the Häfele Lighting catalogue.

Lighting
Drywall profile 5113, page 148
Drywall profile 5114, page 150
Drywall profile 5115, page 152
Drywall profile 5116, page 154
LED strip lights from page 62

Furniture light from page 208
Wall, ceiling light from page 244

Controlling
Wireless
Sensors from page 318
Actors from page 354

Wired
Sensors from page 366
Actors from page 380

Supplying
Drivers from page 400
Main leads from page 414

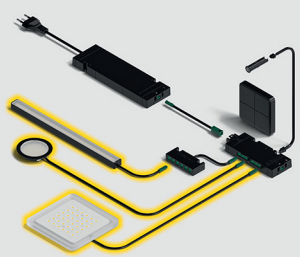

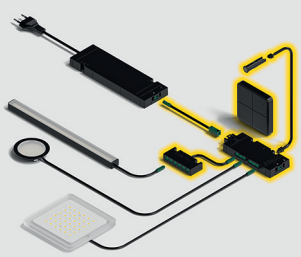

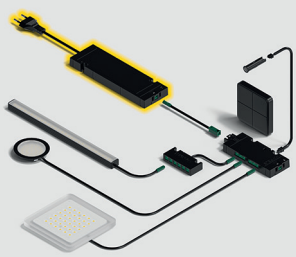

Inline sensor switch
Modular

Pro



Dimmer switch

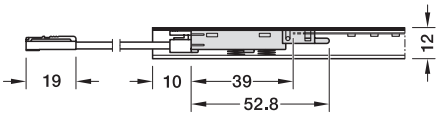

> Concealed installation beneath the diffuser (dimmer switch)

Area of application:	For monochrome 8 mm LED strip lights in aluminium profiles
usable for:	Profile 1103, profile 1105, Profile 2101, profile 2102, profile 2103
Switching function:	Gentle on/off, dimming
Memory function:	Yes
Material:	Plastic
Mounting:	For inserting into aluminium profile
Connection:	Integrated clip
Supplied with:	1 Dimmer



Motion detector

Motion detector

Colour/finish:	Opal
Sensor range:	3000 mm
Horizontal sensor angle:	80°
Vertical sensor bracket:	70°
Connection:	Integrated clip
Supplied with:	1 Motion detector

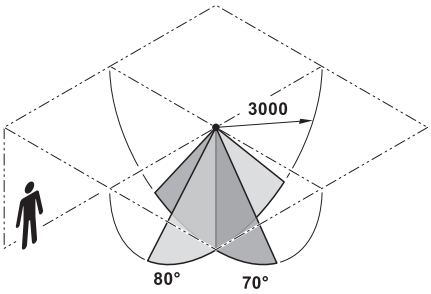

Sensor range

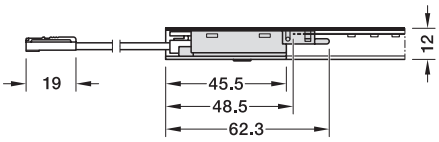



Application dimmer switch



Application motion detector

Dimmer switch

Wattage capacity W	Cat. No.
120	833.89.291

Note
Dimming range 5% – 100%, dimming level retained after switching off (memory function).
In the currentless condition.

Installation reference
Usable for other aluminium profiles with similar clear internal height to the specified models (approx.12–14 mm).
No diffuser shortening required, since the diffuser covers the dimmer.

Motion detector

Wattage capacity W	Delay time s	Cat. No.
120	60	833.89.292
	180	833.89.293
	300	833.89.294

Installation reference
Shorten diffuser by 45.5 mm.

Lead

	Length m	Cat. No.
	1.0	833.95.836
	2.0	833.95.835

Lighting system. Additional components in the Häfele Lighting catalogue.

Lighting
Profile 1103 page 100
Profile 1105 page 104
Profile 2101 page 114
Profile 2102 page 116
Profile 2103 page 118
LED strips from page 62

Furniture light from page 208
Ceiling, wall light from page 244

Controlling
Wireless
Sensors from page 318
Actors from page 354

Wired
Sensors from page 366
Actors from page 380

Supplying
Drivers from page 400
Main leads from page 414

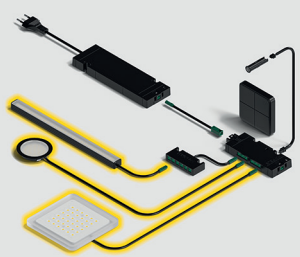

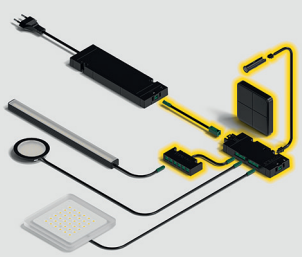

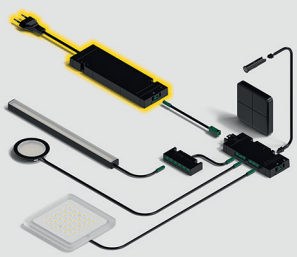

Diffuser

Width 8 mm



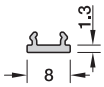

Material:	Polycarbonate
Supplied with:	1 Diffuser

Width 11 mm





Material:	Polycarbonate
Supplied with:	1 Diffuser

Width 13 mm



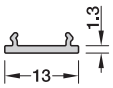

Material:	Polycarbonate
Supplied with:	1 Diffuser

Diffuser colour/finish	Light permeability %	2500 mm	3000 mm
Transparent	~ 90	833.95.819	833.95.797
Opal	60–70	833.95.804	833.95.754
Black	~ 20	833.95.808	833.95.758

Transparent	~ 90	833.95.807	833.95.757
Opal	60–70	833.95.805	833.95.755
Black	~ 20	833.95.809	833.95.759

Opal	60–70	833.95.806	833.95.756
Black	~ 20	833.95.810	833.95.760

Note
Homogeneous light without points from is possible 120 LEDs/m thanks to the opal white diffuser.
Points are visible in the black and transparent version.

Lighting system. Additional components in the Häfele Lighting catalogue.

Lighting
LED strips from page 62
Profiles from page 100

Furniture light from page 208
Ceiling, wall light from page 244

Controlling
Wireless
Sensors from page 318
Actors from page 354

Wired
Sensors from page 366
Actors from page 380

Supplying
Drivers from page 400
Main leads from page 414

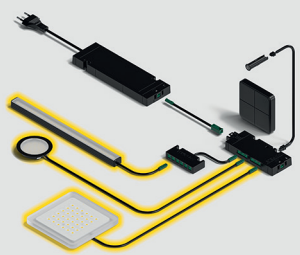

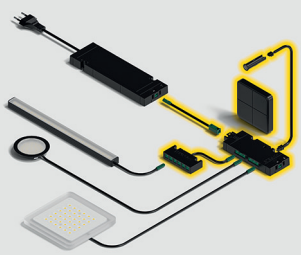

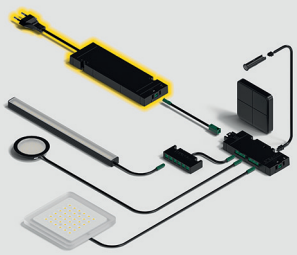

Profile 1102
Profile for recess mounting

Plus





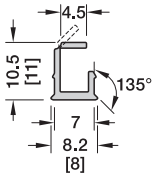

[Routing dimensions]

> One-piece solid plastic profile
> Suitable for 5 mm LED strips

Material:	Profile: Polycarbonate
Routing width:	8 mm
Routing depth:	11 mm
Supplied with:	1 Plastic profile



Colour/finish	Light permeability %	2500 mm	3000 mm
Black	~20	833.95.803	833.95.741
White opal	60–70	833.95.802	833.95.740

Note
For LED strip lights up to max. 9.6 W/m.
For LED strip lights up to 5 mm wide.
Please place clips outside.

Diffuser (integrated in profile)
Homogeneous light without points from is possible 120 LEDs/m thanks to the opal white diffuser.
Points are visible with black version.

Lighting system. Additional components in the Häfele Lighting catalogue.

Lighting
LED strips from page 62

Furniture light from page 28
Ceiling, wall light from page 244

Controlling
Wireless
Sensors from page 318
Actors from page 354

Wired
Sensors from page 366
Actors from page 380

Supplying
Drivers from page 400
Main leads from page 414

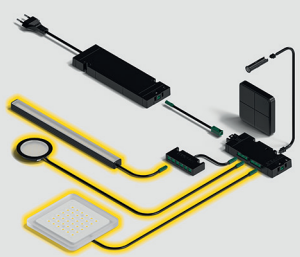

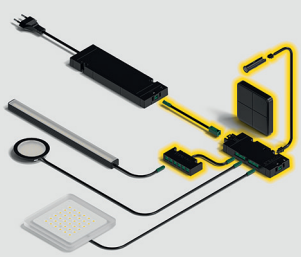

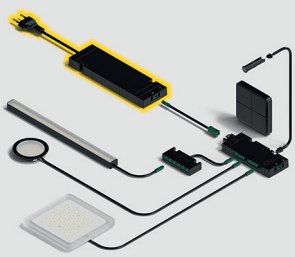

Profile 1101
Profile for recess mounting

Plus



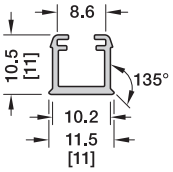

[Routing dimensions]

> Simple installation by sliding in the LED strip
> Can be recessed almost flush with the surface

Material:	Profile: Polycarbonate
Routing width:	11 mm
Routing depth:	11 mm
Supplied with:	1 Plastic profile



Colour/finish	Light permeability %	2500 mm	3000 mm
Black	~20	833.95.801	833.72.899
White opal	60–70	833.95.800	833.72.898

Note
For LED strip lights up to max. 9.6 W/m.
For LED strip lights with a width of precisely 8 mm.
Please place clips outside profile.

Diffuser (integrated in profile)
Homogeneous light without points from is possible 120 LEDs/m thanks to the opal white diffuser.
Points are visible with black version.

Lighting system. Additional components in the Häfele Lighting catalogue.

Lighting
LED strips from page 62

Furniture light from page 208
Ceiling, wall light from page 244

Controlling
Wireless
Sensors from page 318
Actors from page 354

Wired
Sensors from page 366
Actors from page 380

Supplying
Drivers from page 400
Main leads from page 414

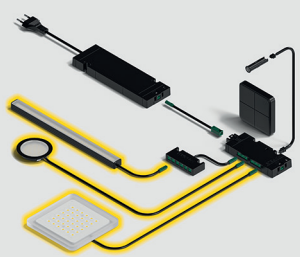

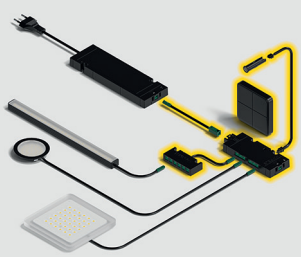

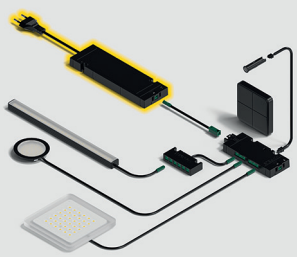

Profile 1109
Profile for recess mounting

Plus



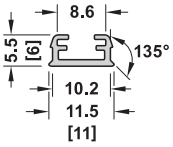

[Routing dimensions]

> Low installation depth of 6 mm for groove mounting into centre panel at both sides
> Ideal for COB strip lights

Material:	Profile: Polycarbonate
Routing width:	11 mm
Routing depth:	6 mm
Light permeability:	60–70%
Supplied with:	1 Plastic profile



Colour/finish	3000 mm
White opal	833.72.919

Note
For LED strip lights up to max. 9.6 W/m.
For LED strip lights with a width of precisely 8 mm.
Please position the clips outside profile, or use soldered leads.

Diffuser (integrated)
The low installation height is ideal for COB strip lights, since they do not depend on the installation height for illumination without visible LED points.
Identical profile for standard LED strip lights is profile 1101 with 11 mm routing depth.

Profile 1109 is recommended for COB LED strips.

Lighting system. Additional components in the Häfele Lighting catalogue.

Lighting
LED strips from page 62

Furniture light from page 208
Ceiling, wall light from page 244

Controlling
Wireless
Sensors from page 318
Actors from page 354

Wired
Sensors from page 366
Actors from page 380

Supplying
Drivers from page 400
Main leads from page 414

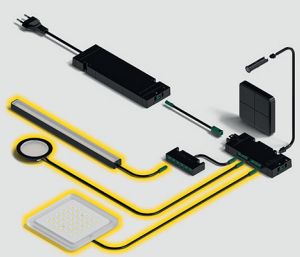

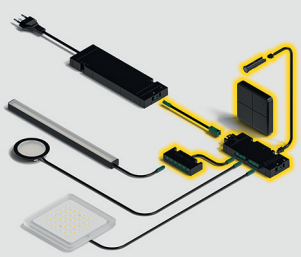

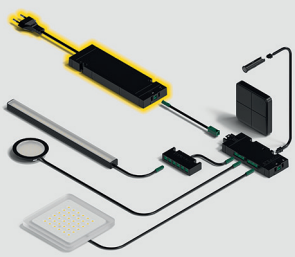

Profile 1190/1191

Profile for recess mounting

Plus



Profile 1190

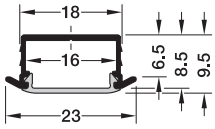

> Well suited for COB LED strips

Material:	Profile: Aluminium, diffuser: plastic
Diffuser width:	18 mm
Routing width:	18 mm
Supplied with:	1 Profile, 1 Diffuser



Profile 1191

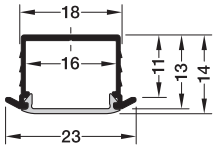



End cap (Profile 1190)



End cap (Profile 1191)

Material:	Plastic
Equipment:	With cable outlet
Supplied with:	1 Pairs of end caps

Profile

Colour/finish	Cat. No.
Profile 1190, routing depth 8.5 mm	
Silver coloured, anodized, diffuser: opal white	833.72.983
Profile 1191, routing depth 11 mm	
Silver coloured anodized, diffuser: opal white	833.72.984

Note
For LED strip lights up to 10 mm wide.

End cap

End cap (profile 1190)	
Silver coloured	833.72.855
End cap (profile 1191)	
Silver coloured	833.72.854

Note
The surface on the aluminium profile that is to be bonded must be cleaned before bonding to the LED strip lights.
It must be completely clean, grease-free and dust-free!

Lighting system. Additional components in the Häfele Lighting catalogue.

Lighting
LED strips from page 62

Furniture light from page 208
Ceiling, wall light from page 244

Controlling
Wireless
Sensors from page 318
Actors from page 354

Wired
Sensors from page 366
Actors from page 380

Supplying
Drivers from page 400
Main leads from page 414

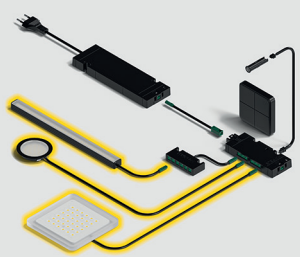

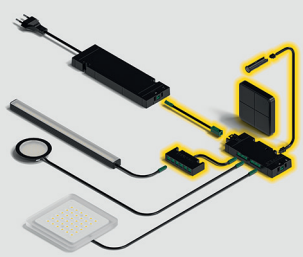

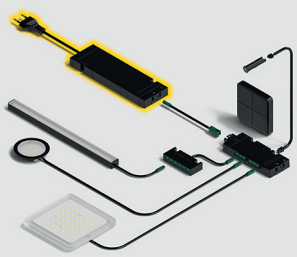

Profile 1193
Profile for recess mounting

Plus



Profile 1193

Material:	Profile: aluminium, diffuser: plastic
Area of application:	For panel thickness from 16 mm
Mounting:	For recess mounting
Supplied with:	1 Profile, 1 Diffuser

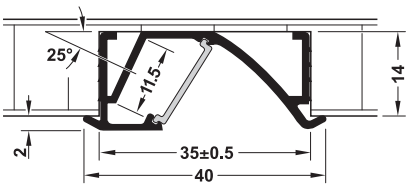



End cap

Material:	Plastic
Equipment:	With cable outlet
Supplied with:	1 Pair of end caps

Profile 1193

Version	Length mm	Material	Finish/colour	Cat. No.
Diffuser opal white	2500	Aluminium	Silver coloured anodized	833.72.990

Note
For LED strip lights up to 10 mm wide.

End cap

Finish/colour	Cat. No.
Silver coloured	833.74.848

Lighting system. Additional components in the Häfele Lighting catalogue.

Lighting
LED strips from page 62

Furniture light from page 208
Ceiling, wall light from page 244

Controlling
Wireless
Sensors from page 318
Actors from page 354

Wired
Sensors from page 366
Actors from page 380

Supplying
Drivers from page 400
Main leads from page 414

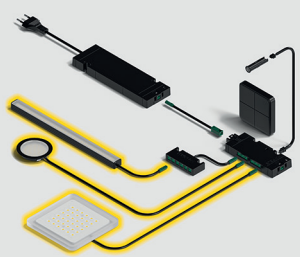

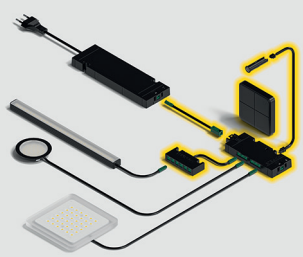

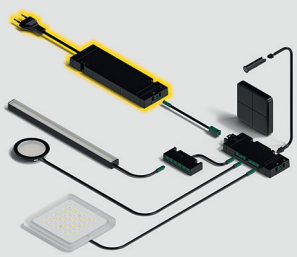

Profile 2190/Profile 2191

Profile for surface mounting

Plus



Profile 2190

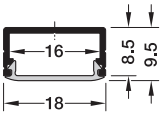

> Well suited for COB LED strips

Material:	Profile: Aluminium, diffuser: Plastic
Internal width:	16 mm
Diffuser width:	18 mm
Mounting:	For screw fixing with a mounting clip



Profile 2191

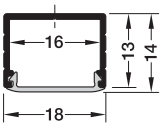



End cap (Profile 2190)



End cap (Profile 2191)

Material:	Plastic
Equipment:	With cable outlet
Supplied with:	1 Pair of end caps



Retaining clip 90°
(for Profiles 2190, 2191)



Retaining clip 40°
(for Profiles 2190, 2191)

Material:	Stainless steel
Mounting:	For screw fixing
Supplied with:	1 Pair of retaining clip

Profile

Colour/finish	2500 mm
Profile 2190, height 8.5 mm	
Silver coloured, anodized, Diffuser: opal white	833.72.981
Profile 2191, height 13 mm	
Silver coloured, anodized, Diffuser: opal white	833.72.982

Note
For LED strip lights up to 10 mm wide.

End cap

	Cat. No.
End cap (profile 2190)	
Silver coloured	833.72.852
End cap (profile 2191)	
Silver coloured	833.72.853

Retaining clip

Retaining clip 90° (for profiles 2190/2191)	
Stainless steel, silver coloured	833.74.832
Retaining clip 40° (for profiles 2190/2191)	
Stainless steel, silver coloured	833.74.833

Note
Max. spacing of mounting brackets is 500 mm.
The surface to be bonded must be cleaned before gluing the LED strip lights.
It must be completely clean, grease-free and dust-free!

Diffusers
LED points are always visible when this profile 2190 is used.
For homogeneous light without points, please use COB strip.

Lighting system. Additional components in the Häfele Lighting catalogue.

Lighting
LED strips from page 62

Furniture light from page 208
Ceiling, wall light from page 244

Controlling
Wireless
Sensors from page 318
Actors from page 354

Wired
Sensors from page 366
Actors from page 380

Supplying
Drivers from page 400
Main leads from page 414

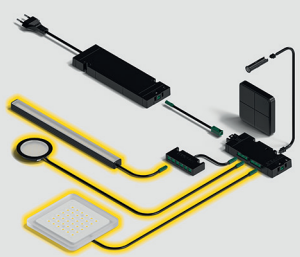

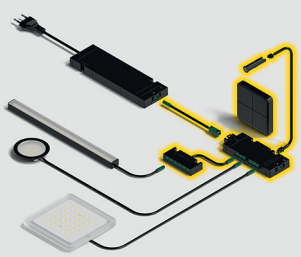

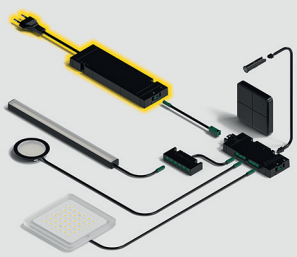

Profile 2192

Profile for surface mounting

Plus



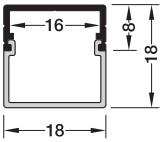

Profile 2192

Version:	With surface mounted diffuser
Material:	Profile: Aluminium, diffuser: Plastic
Internal width:	16 mm
Diffuser width:	18 mm
Supplied with:	1 Profile, 1 Diffuser



End cap, straight-edged



End cap, round

Material:	Plastic
Equipment:	With cable outlet
Supplied with:	1 Pair of end caps



Retaining clip 90°



Retaining clip 40°

Material:	Stainless steel
Mounting:	For screw fixing
Supplied with:	1 Pair of retaining clip

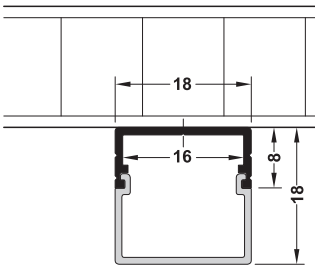

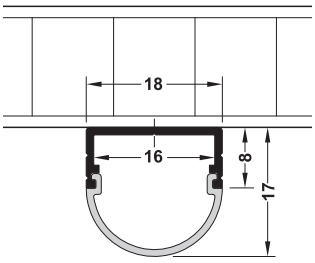

Profile 2192

Version	Length mm	Finish/colour	Cat. No.
Diffuser opal white, straight-edged	2500	Silver coloured anodized	833.72.988
Diffuser opal white, round			833.72.989

End cap

Straight-edged, with cable outlet	–	Silver coloured	833.74.823
Round, with cable outlet			833.74.824

Retaining clip

90°	22	Silver coloured	833.74.832
40°			833.74.833

Note
Max. spacing of mounting brackets is 500 mm.
The surface to be bonded must be cleaned before gluing the LED strip lights.
It must be completely clean, grease-free and dust-free!

Lighting system. Additional components in the Häfele Lighting catalogue.

Lighting
LED strips from page 62

Furniture light from page 208
Ceiling, wall light from page 244

Controlling
Wireless
Sensors from page 318
Actors from page 354

Wired
Sensors from page 366
Actors from page 380

Supplying
Drivers from page 400
Main leads from page 414

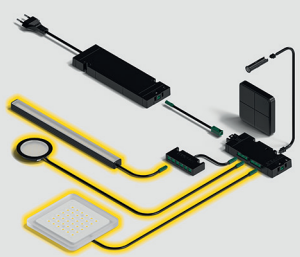

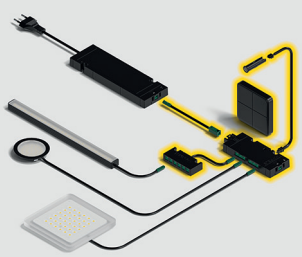

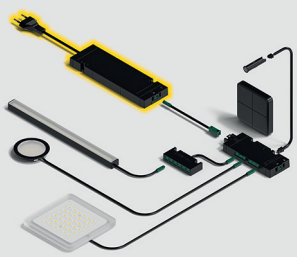

Profile 2193

Profile for surface mounting

Plus



Profile 2193

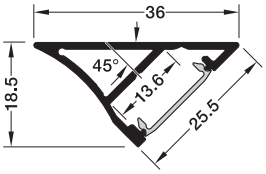

Material:	Profile: Aluminium, Diffuser: Plastic
Internal width:	13.6 mm
Diffuser width:	16 mm
Supplied with:	1 Aluminium profile 1 Diffuser



End cap

Material:	Plastic
Equipment:	With cable outlet
Supplied with:	1 Pair

Profile 2193

Colour/finish	2500 mm
Silver coloured anodized, Diffuser: opal white	833.72.986

End cap

	Cat. No.
Silver coloured	833.74.899

Note
The surface on the aluminium profile that is to be bonded must be cleaned before bonding to the LED strip lights.
It must be completely clean, grease-free and dust-free!

Diffusers
LED points are always visible when this profile is used.
For homogeneous light without points, please use COB strip.

Lighting system. Additional components in the Häfele Lighting catalogue.

Lighting
LED strips from page 62

Furniture light from page 208
Ceiling, wall light from page 244

Controlling
Wireless
Sensors from page 318
Actors from page 354

Wired
Sensors from page 366
Actors from page 380

Supplying
Drivers from page 400
Main leads from page 414

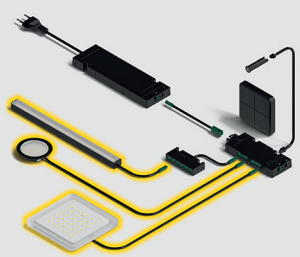

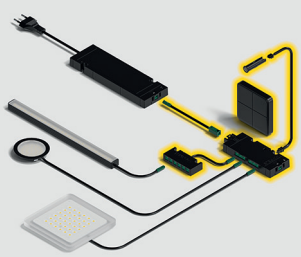

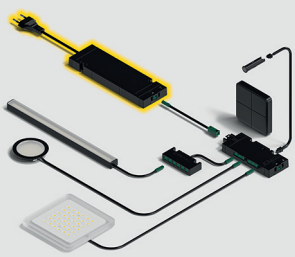

Designer profile for surface mounting, profile 4102 Plus



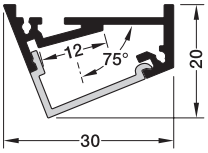

Area of application:	For angled installation
Material:	Profile: Aluminium, Diffuser: Plastic
Internal width:	12 mm
Supplied with:	1 Aluminium profile 1 Frosted diffuser



Material:	Plastic
usable for:	Designer profile for surface mounting, profile 4102
Supplied with:	5 Pairs of end caps

Profile 4102

Colour/finish	Light permeability	3000 mm
Silver coloured, anodized, diffuser: matt	72 % ± 5 %	833.71.931

Note
For LED strip lights up to 10 mm wide.
The surface to be bonded must be cleaned before gluing the LED strip lights.
It must be completely clean, grease-free and dust-free!

End cap

	Cat. No.
Silver coloured	833.01.825

Lighting system. Additional components in the Häfele Lighting catalogue.

Lighting
LED strips from page 62

Furniture light from page 208
Wall, ceiling light from page 244

Controlling
Wireless
Sensors from page 318
Actors from page 354

Wired
Sensors from page 366
Actors from page 380

Supplying
Drivers from page 400
Main leads from page 414

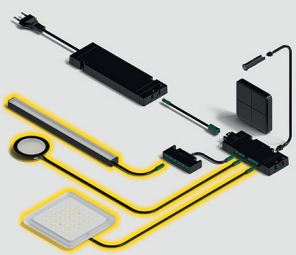

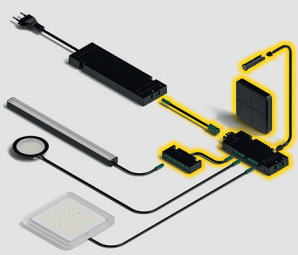

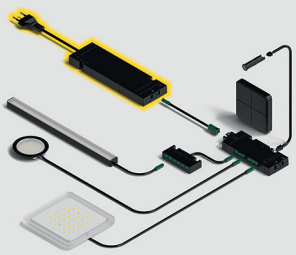

Designer profile for surface mounting, profile 4103

Plus



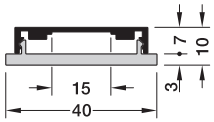

Material:	Profile: Aluminium, Diffuser: Plastic
Internal width:	15 mm
Diffuser width:	40 mm
Supplied with:	1 Aluminium profile 1 Frosted diffuser



Material:	Plastic
Usable for:	Designer profile for surface mounting, profile 4103
Supplied with:	5 Pairs of end caps

Profile 4103

Colour/finish	Light permeability	3000 mm
Silver coloured, anodized, diffuser: matt	60 % ± 5 %	833.71.932

Note
Only suitable for LED strip lights with max. 9.6 W/m.
For LED strip lights up to 10 mm wide.
The surface to be bonded must be cleaned before gluing the LED strip lights.
It must be completely clean, grease-free and dust-free!
For homogeneous light without points, please use COB strip.

End cap

	Cat. No.
Silver coloured	833.01.828

Lighting system. Additional components in the Häfele Lighting catalogue.

Lighting
LED strips from page 62

Furniture light from page 208
Wall, ceiling light from page 244

Controlling
Wireless
Sensors from page 318
Actors from page 354

Wired
Sensors from page 366
Actors from page 380

Supplying
Drivers from page 400
Main leads from page 414

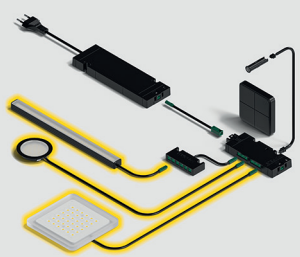

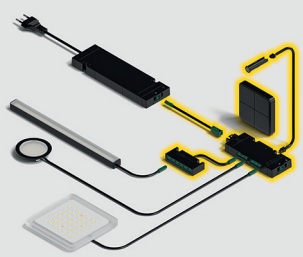

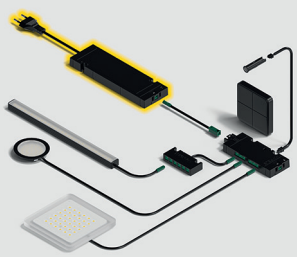

Designer corner profile 4108

Plus



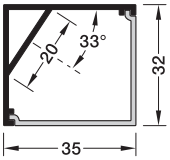

Material:	Profile: Aluminium, Diffuser: Plastic
Internal width:	20 mm
Supplied with:	1 Aluminium profile 1 Diffuser



Material:	Plastic
Usable for:	Designer corner profile, profile 4108
Supplied with:	5 Pairs of end caps

Profile 4108

Colour/finish	Light permeability	3000 mm
Silver coloured, anodized, diffuser: matt	82 % ± 5 %	833.71.930

End cap

	Cat. No.
Silver coloured	833.01.822

Lighting system. Additional components in the Häfele Lighting catalogue.

Lighting
LED strips from page 62

Furniture light from page 208
Wall, ceiling light from page 244

Controlling
Wireless
Sensors from page 318
Actors from page 354

Wired
Sensors from page 366
Actors from page 380

Supplying
Drivers from page 400
Main leads from page 414

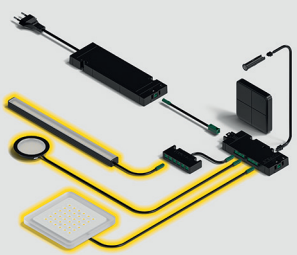

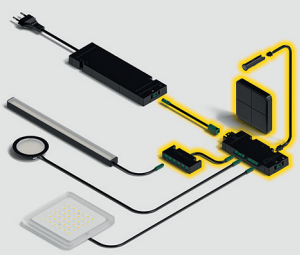

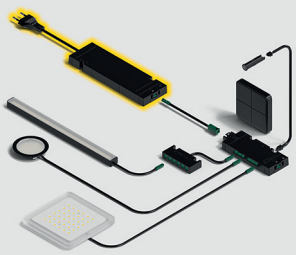

Lighting profile, profile 5106

Plus



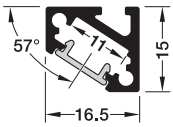

> Filigree profile for corner applications or for glue fixing to recessed grips

Area of application:	For illumination of recessed grip or as corner profile
Material:	Profile: Aluminium, Diffuser: Plastic
Mounting:	For glue fixing
Supplied with:	1 Aluminium profile 1 Diffuser

Colour/finish	2500 mm
Silver coloured, anodized, diffuser: matt	833.16.090
Stainless steel coloured, diffuser: matt	833.16.092
Jet black, RAL 9005, diffuser: matt	833.16.091

Note
For LED strip lights with a width of 5 mm (incl. lead with 7 mm wide clip).
To achieve a homogeneous light without spots, please use COB tape (without clip, with soldered lead).

Lighting system. Additional components in the Häfele Lighting catalogue.

Lighting
LED strips from page 62

Furniture light from page 208
Wall, ceiling light from page 244

Controlling
Wireless
Sensors from page 318
Actors from page 354

Wired
Sensors from page 366
Actors from page 380

Supplying
Drivers from page 400
Main leads from page 414

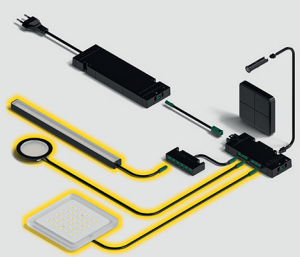

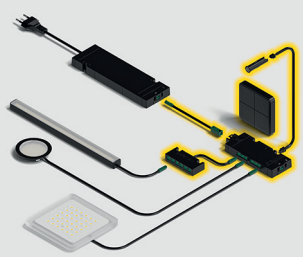

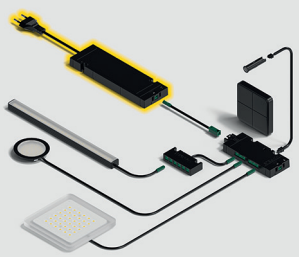

Profile 2194
Drawer profile



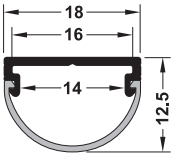

Profile 2194

Material:	Profile: Aluminium, Diffuser: Plastic
Internal width:	16 mm
Diffuser width:	18 mm
Supplied with:	1 Aluminium profile, 1 Diffuser



End cap set

Equipment:	For different mounting options
Material:	Plastic
Supplied with:	5 sets, each with 3 pairs of end caps



Mounting bracket

Material:	Stainless steel
Mounting:	For screw fixing
Supplied with:	1 Pair of mounting clip



Door sensor switch

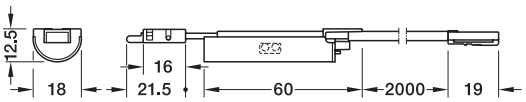

Type:	LED strip light 8 mm monochrome
Material:	Plastic
Mounting:	For plugging in, for screw fixing



Motion detector

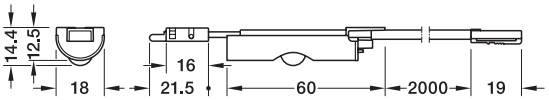

Type:	LED strip light 8 mm monochrome
Material:	Plastic
Sensor range:	0–3000 mm
Delay time:	30 sec.
Mounting:	For plugging in, for screw fixing

Profile 2194

Length mm	Colour/finish	2500 mm
2500	Silver coloured anodized, Diffuser: opal white	833.72.991

Note
For LED strip lights up to 10 mm wide.

End cap set

Colour/finish	Cat. No.
Silver coloured	833.74.877

Mounting bracket

Silver coloured	833.74.893

Door sensor switch

Switching capacity W	Cat. No.
120	833.89.253

Motion detector

120	833.89.254

Profile 2195
Corner profile

Plus



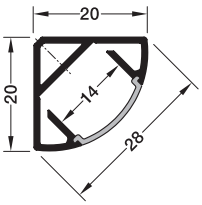

Material:	Profile: Aluminium, Diffuser: Plastic
Internal width:	14 mm
Supplied with:	1 Aluminium profile 1 Diffuser

Profile 2195



Material:	Plastic
Equipment:	With cable outlet
Supplied with:	1 Pair of end cap

End cap



Material:	Plastic
Mounting:	For screw fixing
Supplied with:	1 Pair of lateral support

Lateral support



Material:	Stainless steel
Mounting:	For screw fixing
Supplied with:	1 Pair of mounting clip

Mounting bracket

Profile 2195

Colour/finish	2500 mm
Silver coloured anodized, Diffuser: Opal white	833.72.987

End cap

Silver coloured	833.74.822

Lateral support

Silver coloured	833.74.825

Mounting bracket

Silver coloured	833.74.826

Note
The surface to be bonded must be cleaned before gluing the LED strip lights.
It must be completely clean, grease-free and dust-free!

Lighting system. Additional components in the Häfele Lighting catalogue.

Lighting
LED strips from page 62

Furniture light from page 208
Ceiling, wall light from page 244

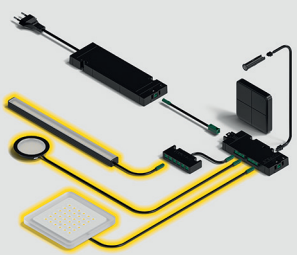

Controlling
Wireless
Sensors from page 318
Actors from page 354

Wired
Sensors from page 366
Actors from page 380

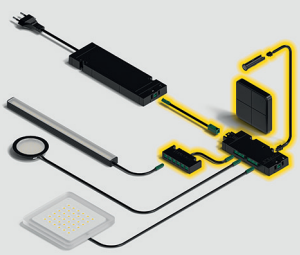

Supplying
Drivers from page 400
Main leads from page 414

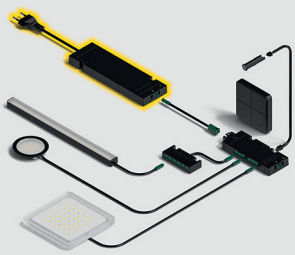

Profile 5105

Wardrobe rail, asymmetric light distribution

Plus



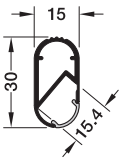

Material:	Profile: Aluminium, Diffuser: Plastic
Internal width:	16 mm
Diffuser width:	10 mm
Supplied with:	1 Aluminium profile 2.5 m 1 Diffuser

Profile 5105



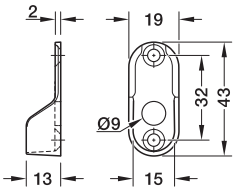

Material:	Zinc alloy
Installation:	For screw fixing
Supplied with:	1 Piece

Lateral support



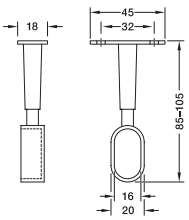

Lateral support height adjustable



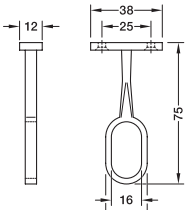

Material:	Zinc alloy
Installation:	For screw fixing
Supplied with:	1 Piece

Rail centre support



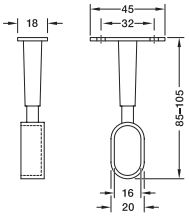

Centre support with adjustable height

Profile 5105

Version	Finish/colour	Cat. No.
Diffuser: Frosted	Silver coloured anodized	833.72.790
Diffuser: Opal white		833.72.980

Lateral support

Rigid	Aluminium coloured, lacquered	803.33.767
With height adjustment	Aluminium coloured, lacquered	803.24.900

Rail centre support

Rigid	Aluminium coloured, lacquered	802.07.900
With height adjustment	Aluminium coloured, lacquered	802.07.910

Lighting system. Additional components in the Häfele Lighting catalogue.

Lighting
LED strips from page 62

Furniture light from page 208
Ceiling, wall light from page 244

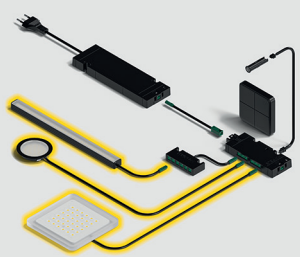

Controlling
Wireless
Sensors from page 318
Actors from page 354

Wired
Sensors from page 366
Actors from page 380

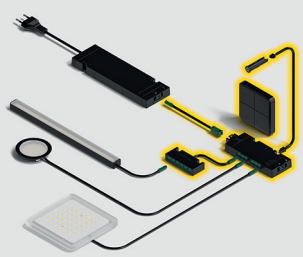

Supplying
Drivers from page 400
Main leads from page 414

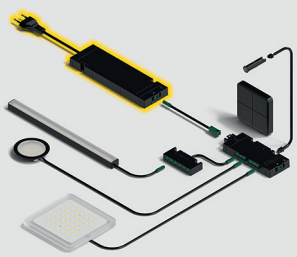

Profile 5108

Glass edge protection profile

Plus



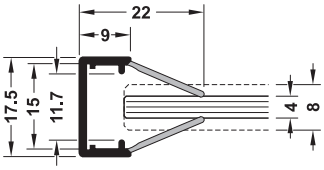

> For manufacturing individual glass edge lighting.
> Effect of the glass edge on the light:
Glass edge with satin finish = even light line
Clear glass edge = point light

Material:	Profile: Plastic, Diffuser: Plastic
For glass thickness:	4–8 mm
Internal width:	15 mm
Installation:	For clipping on
Supplied with:	1 Glass edge profile

Colour/finish	2000 mm
Silver coloured, Diffuser: Milky	833.74.733

Note
Only for LED strip lights with max. 9.6 W/m and up to 10 mm wide.
Without load bearing function.
The surface to be bonded must be cleaned before gluing the LED strip lights.
It must be completely clean, grease-free and dust-free!
It is recommended to frost the rear glass edge for improved light distribution.

Lighting system. Additional components in the Häfele Lighting catalogue.

Lighting
LED strips from page 62

Furniture light from page 208
Ceiling, wall light from page 244

Controlling
Wireless
Sensors from page 318
Actors from page 354

Wired
Sensors from page 366
Actors from page 380

Supplying
Drivers from page 400
Main leads from page 414

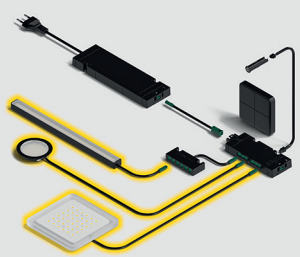

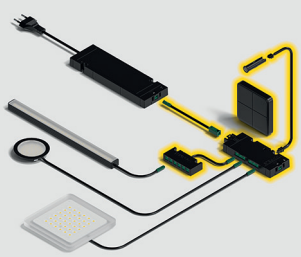

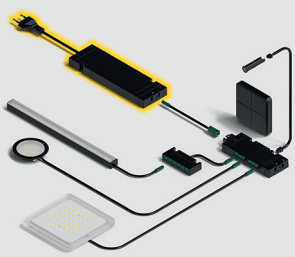

Profile 5111
Plinth profile

Plus



Profile 5111, base

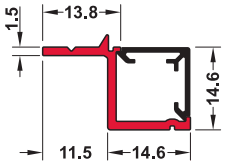

Red: Basic plinth profile

Material:	Polycarbonate
Light permeability:	60–70%
Mounting:	For screw fixing
Installation reference:	1. Screw base profile to top edge of plinth 2. Insert LED strip light into cover at side or top 3. Press cover into locking rails of base profile Base profile is also suitable for mounting in plinths with Axilo® 78 plinth panel holders.



Cover

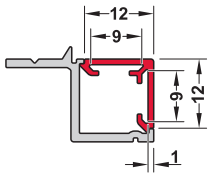

Red: Plinth profile cover

Material:	ABS
Internal width:	9 mm
Installation:	For push fitting

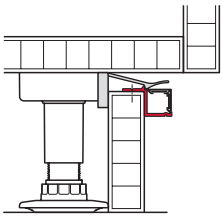

With mounting lug for Axilo®
78 plinth panel holder

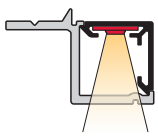

Direct light from above
for efficient illumination

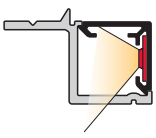

Indirect light from side,
for corner solutions without dark zones

Profile 5111, base

Colour/finish	3000 mm
White opal	833.72.913

Cover

White	833.72.914
Black	833.72.918

Note
For LED strip lights up to max. 9.6 W/m.
For LED strip lights with a width of precisely 8 mm.
Please position clips outside or use soldered leads.

Diffuser (integrated)
The opal white diffuser creates uniform illumination from above without points from 120 LEDs/m. Side lighting is also possible for routing the LED strip light without dark zones across corners and avoiding floor reflections of LED points.

Lighting system. Additional components in the Häfele Lighting catalogue.

Lighting
LED strips from page 62

Furniture light from page 208
Ceiling, wall light from page 244

Controlling
Wireless
Sensors from page 318
Actors from page 354

Wired
Sensors from page 366
Actors from page 380

Supplying
Drivers from page 400
Main leads from page 414

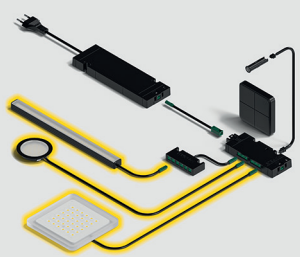

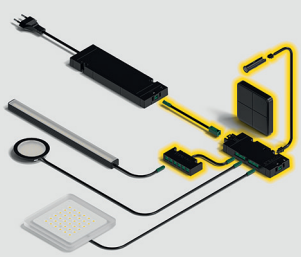

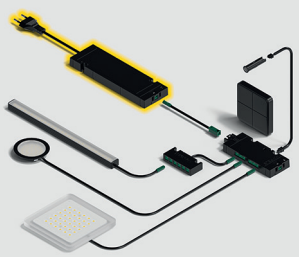

Mirror profile, profile 5107

Plus



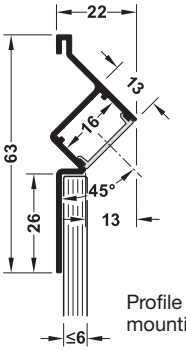

Profile for surface mounting with diffuser

Area of application:	For indirect lighting of mirror or glass surfaces
Material:	Profile: Aluminium,
For glass thickness:	6 mm
Diffuser width:	16 mm
Mounting:	For sticking on with pre-installed adhesive tape
Supplied with:	1 Mirror profile



Material:	Plastic
Usable for:	Mirror profile, profile 5107
Supplied with:	1 Diffuser



Material:	Plastic
Usable for:	Mirror profile, profile 5107
Equipment:	Without cable outlet
Mounting:	For glue fixing
Supplied with:	1 Pairs of end caps



Profile 5107

Colour/finish	3000 mm
Polished, chrome plated	833.16.157

Note
For LED strip lights up to 10 mm wide.
For homogeneous light without points, please use COB strip.

Order reference
Please order diffuser separately.

Diffuser

Colour/finish	Light permeability %	3000 mm
Opal white	74	833.16.158

End cap

	Cat. No.
Polished chrome plated	833.15.159

Lighting system. Additional components in the Häfele Lighting catalogue.

Lighting
LED strips from page 62

Furniture light from page 208
Wall, ceiling light from page 244

Controlling
Wireless
Sensors from page 318
Actors from page 354

Wired
Sensors from page 366
Actors from page 380

Supplying
Drivers from page 400
Main leads from page 414

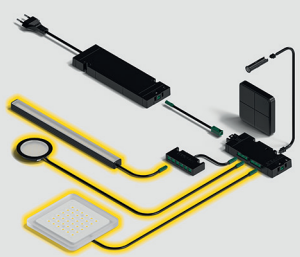

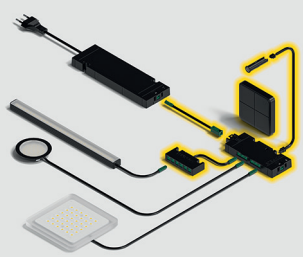

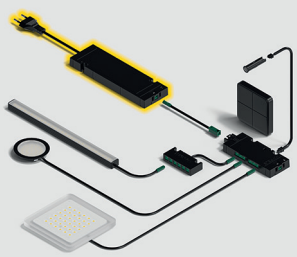

Recessed handle with integrated LED profile
Horizontal, top

Plus



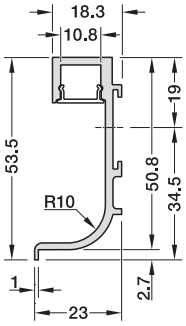

> For environmental reasons, the back of the powder coated recessed grip profiles is not fully coated.

Material:	Aluminium
Usable for:	Front panels without handles
Mounting:	Between worktop and front panel
Depth:	23 mm
Width:	50.8 mm
Supplied with:	1 Recessed profile handle with integrated LED profile 2.5 m 1 Diffuser or 1 Recessed profile handle with integrated LED profile 5 m 2 Diffusers

Horizontal, centre



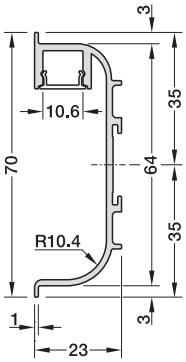

> For environmental reasons, the back of the powder coated recessed grip profiles is not fully coated.

Material:	Aluminium
Usable for:	Front panels without handles
Mounting:	Between front panels
Depth:	23 mm
Width:	64 mm





Recessed handle, horizontal, top

Colour/finish	Length mm	Effective length mm	Cat. No.
Recessed handle, horizontal, top			
Silver coloured, anodized E6/EV1	2500	2440	126.00.000
	5000	4940	126.00.001
Stainless steel coloured, anodized E6/C31	2500	2440	126.00.002
	5000	4940	126.00.003
Traffic white, RAL 9016, glossy, powder coated	2500	2440	126.00.004
	5000	4940	126.00.005
Traffic black, RAL 9017, matt, powder coated	2500	2440	126.00.006
	5000	4940	126.00.007

Note
Due to pinch points at both ends of the profiles, which occur during surface coating, only the specified effective length should be used.

Order reference
For 5 and 8 mm wide LED strip lights.
Recessed grip profiles with integrated LED profile, one C-shaped and one L-shaped version each, are available from stock as samples in silver coloured anodized finish with a length of 170 mm.
The delivery includes supply cable, LED strip light and diffuser. Catalogue number 732.31.413.
External corners, internal corners and end caps in matching colours can be found in "The Complete Häfele" catalogue on page 1.287 B or on the online shop.

Recessed handle, horizontal, centre			
Silver coloured, anodized E6/EV1	2500	2440	126.00.008
	5000	4940	126.00.009
Stainless steel coloured, anodized E6/C31	2500	2440	126.00.010
	5000	4940	126.00.011
Traffic white, RAL 9016, glossy, powder coated	2500	2440	126.00.012
	5000	4940	126.00.013
Traffic black, RAL 9017, matt, powder coated	2500	2440	126.00.014
	5000	4940	126.00.015

Note
Due to pinch points at both ends of the profiles, which occur during surface coating, only the specified effective length should be used.

Order reference
For 5 and 8 mm wide LED strip lights.
Recessed grip profiles with integrated LED profile, one C-shaped and one L-shaped version each, are available from stock as samples in silver coloured anodized finish with a length of 170 mm.
The delivery includes supply cable, LED strip light and diffuser. Catalogue number 732.31.413.
External corners, internal corners and end caps in matching colours can be found in "The Complete Häfele" catalogue on page 1.287 B or on the online shop.

Lighting system. Additional components in the Häfele Lighting catalogue.

Lighting
LED strips from page 62

Furniture light from page 208
Wall, ceiling light from page 244

Controlling
Wireless
Sensors from page 318
Actors from page 354

Wired
Sensors from page 366
Actors from page 380

Supplying
Drivers from page 400
Main leads from page 414

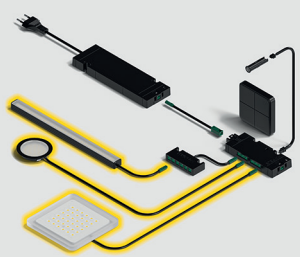

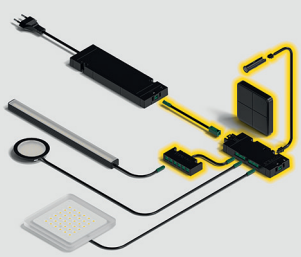

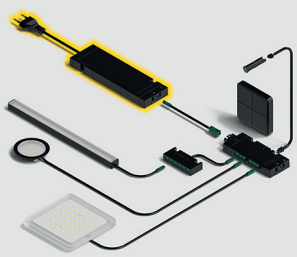

Inline sensor switch

Plus

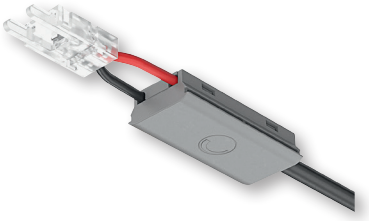

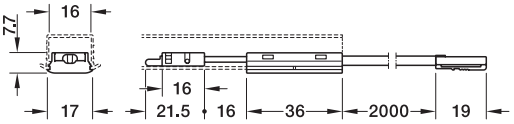

Dimmer switch

> Suits profiles 1190, 1191, 2190, 2191

Switching function:	Soft on/off, dimming
Memory function:	Yes
Material:	Plastic
Colour/finish:	Silver coloured
Outlet:	1 x clip, LED strip light 8 mm monochrome
Dim. (L x W x H):	36 x 17 x 7.7 mm
Cable length:	2000 mm
Installation:	For push fitting
Supplied with:	1 Switch with clip/plug with 2 m lead

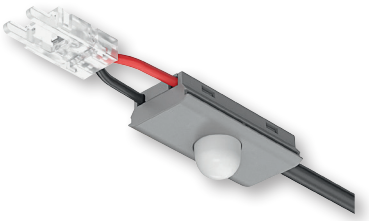

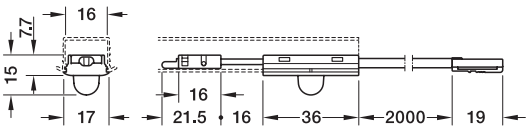

Motion detector

Switching function:	Automatic on/off
Memory function:	No
Material:	Plastic
Colour/finish:	Silver coloured
Outlet:	1 x clip, LED strip light 8 mm monochrome
Dim. (L x W x H):	36 x 17 x 15 mm
Sensor range:	0–2500 mm
Delay time:	30 sec.
Horizontal sensor angle:	90°
Vertical sensor bracket:	110°
Cable length:	2000 mm
Installation:	For push fitting
Supplied with:	1 Switch with clip/plug with 2 m lead

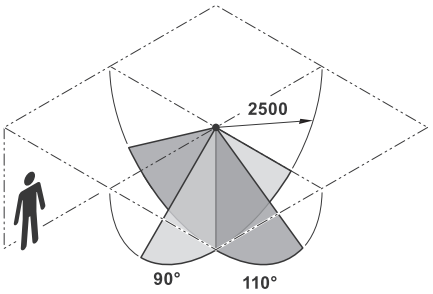

Sensor range

Dimmer switch

Wattage capacity W	Cat. No.
120	833.77.836

Note
For LED strip lights up to 8 mm wide.

Motion detector

120	833.77.835

Note
For LED strip lights up to 8 mm wide.

Lighting system. Additional components in the Häfele Lighting catalogue.

Lighting
LED strips from page 62
Profiles from page 100

Furniture light from page 208
Ceiling, wall light from page 244

Controlling
Wireless
Sensors from page 318
Actors from page 354

Wired
Sensors from page 366
Actors from page 380

Supplying
Drivers from page 400
Main leads from page 414

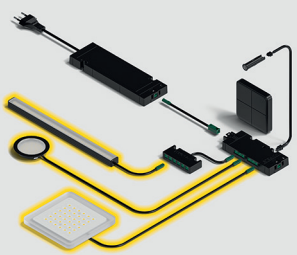

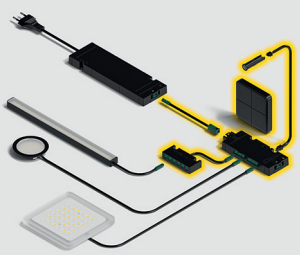

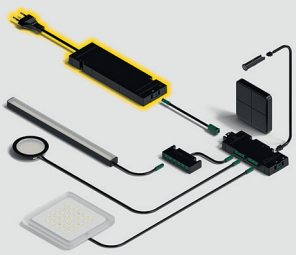

Diffuser

Plus



Diffuser

Usable for:	Profiles with internal dimension of 16 mm
Material:	Plastic
Mounting:	For push fitting



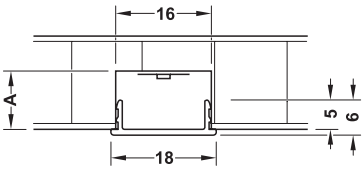

Diffuser

A = Minimum depth 10 mm for invisible LED points, with LED strip lights from 120 LEDs/m

Material:	Plastic
Mounting:	For recess mounting
Width:	18 mm
Supplied with:	1 Diffuser

Diffuser

Colour/finish	2500 mm
Frosted	833.74.780
Milky	833.74.781

Simple replacement of existing diffusers in order to switch from frosted to milky, for example.

Note:
Cannot be used for the following aluminium profiles:
833.72.987, 833.72.988, 833.72.989 or for aluminium profiles with curved diffusers.

Diffuser

Milky	833.74.794

Lighting system. Additional components in the Häfele Lighting catalogue.

Lighting
LED strips from page 62
Profiles from page 100

Furniture light from page 208
Ceiling, wall light from page 244

Controlling
Wireless
Sensors from page 318
Actors from page 354

Wired
Sensors from page 366
Actors from page 380

Supplying
Drivers from page 400
Main leads from page 414

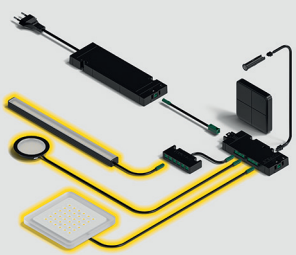

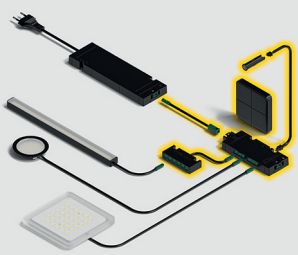

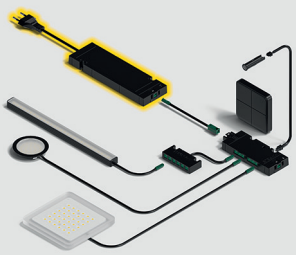

Accessories
Cable channel, cooling strip, corner guide

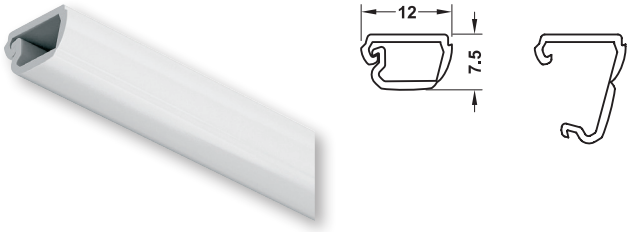

Cable channel

Area of application:	For concealing visible cables in furniture and cabinets
Material:	Plastic
Dim. (L x W x H):	2500 x 12 x 7.5 mm
Mounting:	For glue fixing
Supplied with:	1 Cable channel with adhesive tape



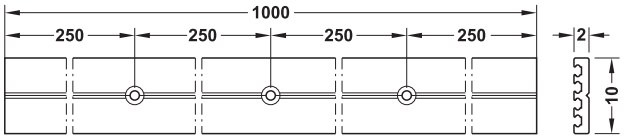

Cooling strip

Area of application:	For heat dissipation of LED batten lights
Material:	Aluminium
Installation:	For screw fixing
Supplied with:	1 Aluminium profile



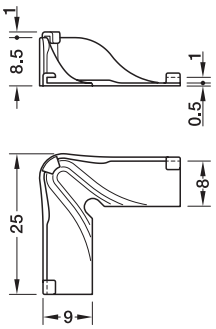

Corner guide

> Bending instead of cutting makes it possible to create illuminated 90° frames without loss of light in the corners.
> Patented solution

Area of application:	For routing LED strip lights in 90° aluminium profiles
Usable for:	LED strip lights up to 8 mm wide in profiles with internal width of min. 10 mm and internal height of min. 10 mm
Material:	Plastic
Colour/finish:	Transparent
Dim. (L x W x H):	25 x 25 x 9.5 mm
Installation reference:	Please note the installation instructions for bending the LED strip light.
Supplied with:	10 Corner guides

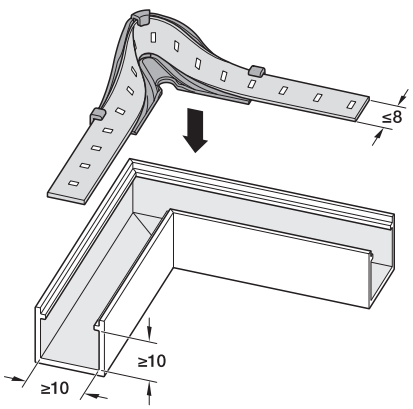

Use of corner guide

Cable channel

Colour/finish	Cat. No.
Jet black, RAL 9005	833.89.033
Pure white, RAL 9010	833.89.013

Note
The cable duct can only accommodate the cable.
There is no room for plugs.

Cooling strip

	1000 mm
Aluminium coloured	833.77.700

Corner guide

	Cat. No.
	833.89.308

Lighting system. Additional components in the Häfele Lighting catalogue.

Lighting
LED strips from page 62
Profiles from page 100

Furniture light from page 208
Ceiling, wall light from page 244

Controlling
Wireless
Sensors from page 318
Actors from page 354

Wired
Sensors from page 366
Actors from page 380

Supplying
Drivers from page 400
Main leads from page 414

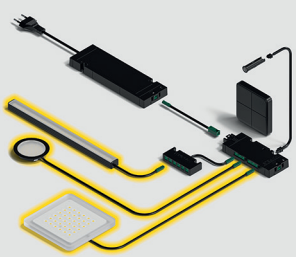

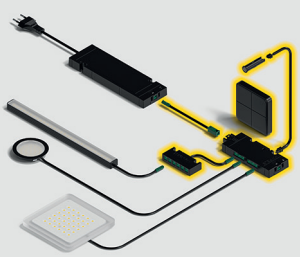

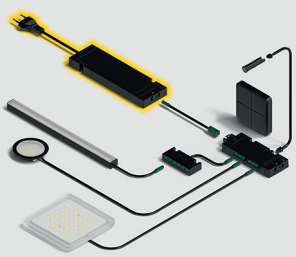

LED 3090

Light module 24 V, 1.2 W, drill hole Ø: 26 mm, IP45

Pro



> Narrow beam angle for staging objects
> Suitable for mini concealed hinge drill hole Ø 26 mm

Dimmable:	Yes
Area of Application:	Kitchen and living room furniture, display cabinets
Housing material:	Aluminium
Colour rendering index Ra:	>90
Colour rendering index R9:	>60
Number of LEDs:	1
Life time:	L80/B10 >50,000 hrs L70/B50 >80,000 hrs
Mounting:	For mounting in drilled hole and clamp fixing or screw fixing
Cable length:	2000 mm
Supplied with:	1 Light module with lead 2 m

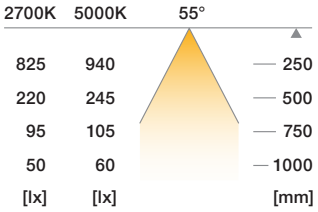



Recess mounted housing

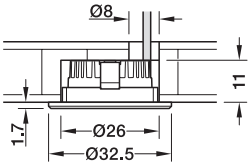

Material:	Plastic
Mounting:	Drilling in and clamping



Surface mounted housing

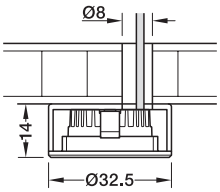

Material:	Plastic
Mounting:	For screw fixing



Monochrome

Colour temperature K	Luminous flux lm	Luminous efficiency lm/W	Cat. No.
2700	75	63	833.75.170
3000	80	67	833.75.171
4000	80	67	833.75.172
5000	85	71	833.75.173

Recess mounted housing



Surface mounted housing

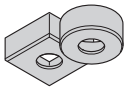

Colour/finish	Round	Square
Recess mounted housing		
Black	833.89.225	833.89.232
Anthracite	833.89.226	833.89.233
Matt, nickel plated	833.89.223	833.89.230
Stainless steel coloured	833.89.228	833.89.235
Grey	833.89.222	833.89.229
White	833.89.224	833.89.231
Surface mounted housing		
Black	833.89.239	833.89.246
Stainless steel coloured	833.89.242	833.89.249

Note
The IP45 degree of protection is reduced to IP20 when using a surface mounted housing.

Lighting system. Additional components in the Häfele Lighting catalogue.

Lighting
Linear light from page 62
Ceiling, wall light from page 244

Controlling
Wireless
Sensors from page 318
Actors from page 354

Wired
Sensors from page 366
Actors from page 380

Supplying
Drivers from page 400
Main leads from page 414

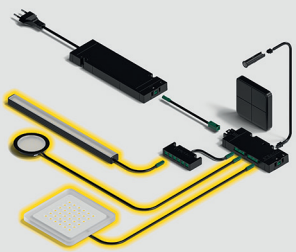

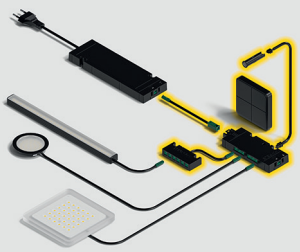

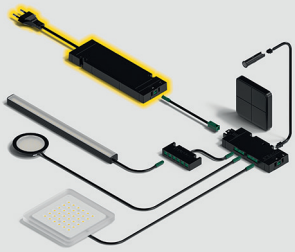

LED 3008

Light module 24 V, 1.5 W, drill hole Ø: 35 mm, IP45

Pro



> Modular system: Wide range of design options with interchangeable housings and modular leads
> Light with integrated cable socket for quick conversion
> Suitable for concealed hinge drill hole

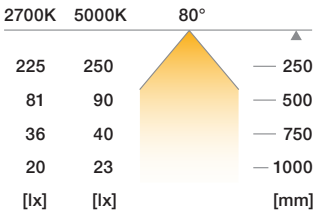

Dimmable:	Yes
Area of Application:	Kitchen and living room furniture, display cabinets
Housing material:	Aluminium
Housing colour/finish:	Silver coloured
Colour rendering index Ra:	90
Colour rendering index R9:	>55
Number of LEDs:	2
Life time:	L80/B10: >50,000 hrs L70/B50: >80,000 hrs
Mounting:	Drilling in and clamping or for screw fixing
Supplied with:	1 Light module



Recess mounted housing

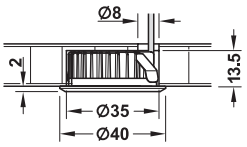

Material:	Plastic
Mounting:	Drilling in and clamping



Surface mounted housing

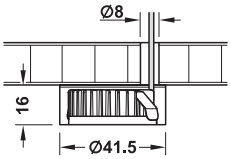

Material:	Plastic
Mounting:	For screw fixing



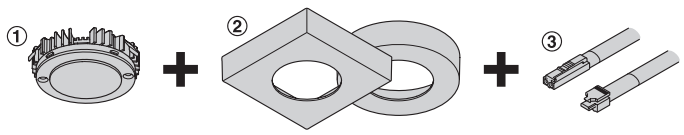

Always required:
① Light module, ② Housing, ③ Lead

HÄFELE Lighting
The Catalogue.

Monochrome

Colour temperature K	Luminous flux lm	Luminous efficiency lm/W	Silver coloured
2700	115	76	833.75.560
3000	115	76	833.75.561
4000	115	76	833.75.562
5000	125	83	833.75.563

Recess mounted housing

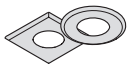

Surface mounted housing

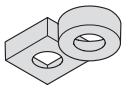

Colour/finish	Round	Square
Recess mounted housing		
Black	833.72.184	833.72.188
Matt, nickel plated	833.72.186	833.72.190
Silver coloured	833.72.145	833.72.146
White	833.72.187	833.72.191
Surface mounted housing		
Black	833.72.176	833.72.180
Matt, nickel plated	833.72.178	833.72.182
Silver coloured	833.72.143	833.72.144
White	833.72.179	833.72.183

Note
The IP45 degree of protection is reduced to IP20 with surface mounting or recess mounting with through hole.

Lead

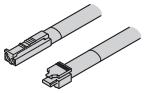

Length mm	Cat. No.
2000	833.95.791

Lighting system. Additional components in the Häfele Lighting catalogue.

Lighting
Linear light from page 62
Ceiling, wall light from page 244

Controlling
Wireless
Sensors from page 318
Actors from page 354

Wired
Sensors from page 366
Actors from page 380

Supplying
Drivers from page 400
Main leads from page 414

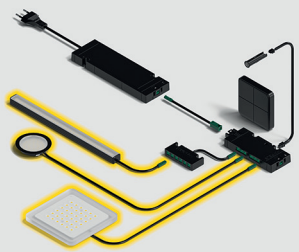

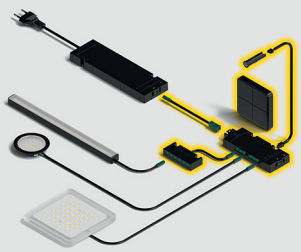

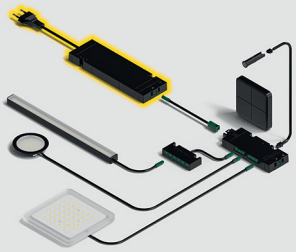

LED 3092/LED 3086/LED 3091

Light module 24 V, 3.4 W, drill hole Ø: 58 mm, IP45

Pro



- > Modular system: Wide range of design options with interchangeable housings and leads
- > Light with integrated cable socket for quick conversion

Dimmable:	Yes
Area of Application:	Kitchen and living room furniture, counters
Housing material:	Aluminium
Colour rendering index Ra:	>90
Colour rendering index R9:	>55
Number of LEDs:	6
Life time:	L80/B10 >50,000 hrs L70/B50 >80,000 hrs
Mounting:	For mounting in drilled hole and clamp fixing, or for screw fixing
Supplied with:	1 Light module

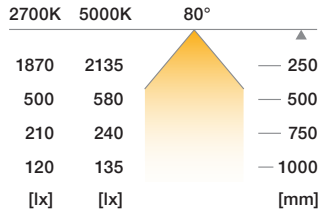

LED 3092

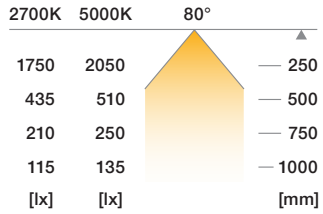

LED 3086

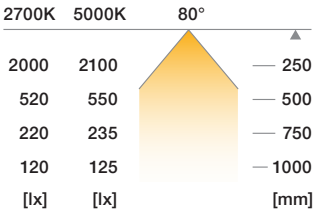

LED 3091

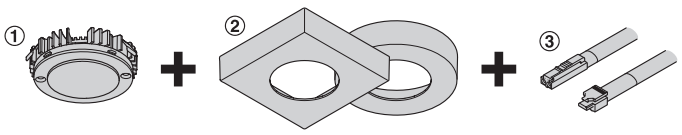

Always required::
① Light module, ② Housing, ③ Lead





Monochrome

Colour temperature K	Luminous flux lm	Luminous efficiency lm/W	Cat. No.
LED 3092			
2700	220	65	833.75.174
3000	240	71	833.75.175
4000	250	74	833.75.176
5000	260	76	833.75.177

Tunable white (2-wire technology)

LED 3086			
2700–5000	225–260	67–76	833.72.451

Tunable white (3-wire technology)

LED 3091			
2700–5000	240–270	72–80	833.75.178

Note
The IP45 degree of protection is reduced to IP20 when using a surface mounted housing.

Lead, for LED 3092, 3086

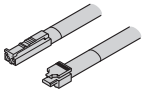

Length mm	Cat. No.
2000	833.95.791

Lead, for LED 3091

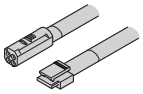

Length mm	Cat. No.
2000	833.95.790

Lighting system. Additional components in the Häfele Lighting catalogue.

Lighting
Housings page 214

Linear light from page 62
Ceiling, wall light from page 244

Controlling
Wireless
Sensors from page 318
Actors from page 354

Wired
Sensors from page 366
Actors from page 380

Supplying
Drivers from page 400
Main leads from page 414

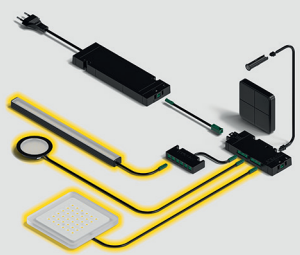

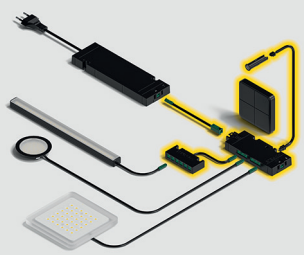

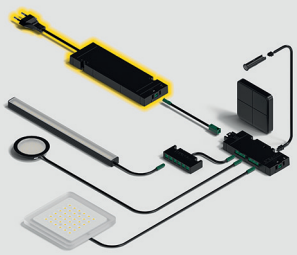

Housing for light module with drill hole Ø 58 mm

Pro

Recess mounted housing/surface mounted downlight housing/angled surface mounted downlight housing



Recess mounted housing

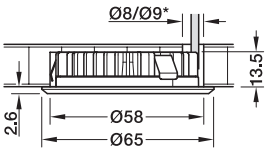

Material:	Plastic
Mounting:	Drilling in and clamping



Surface mounted housing

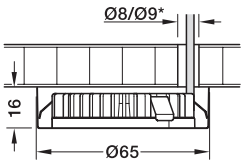

Material:	Plastic
Mounting:	For screw fixing



Angled surface mounted downlight housing

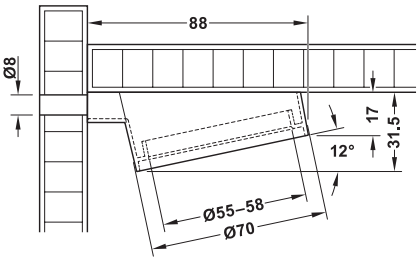

Material:	Plastic
Mounting:	For screw fixing



Recess mounted housing

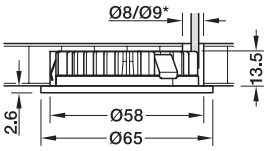

> High-quality metal housing

Material:	Steel
Mounting:	Drilling in and clamping



Surface mounted housing

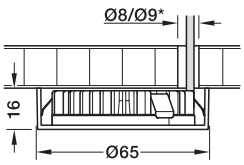

Material:	Steel
Mounting:	For screw fixing

Recess mounted housing

Colour/finish	Round	Square
Silver coloured	833.72.126	833.72.127
Black	833.72.168	833.72.172
Matt, nickel plated	833.72.170	833.72.174
White	833.72.171	833.72.175
Brown	833.72.381	833.72.384
Anthracite	833.72.380	833.72.383
Stainless steel coloured	833.72.382	833.72.385

Surface mounted housing

Silver coloured	833.72.124	833.72.125
Black	833.72.160	833.72.164
Matt, nickel plated	833.72.162	833.72.166
White	833.72.163	833.72.167
Brown	833.72.192	833.72.196
Anthracite	833.72.193	833.72.195
Stainless steel coloured	833.72.194	833.72.197

Note
Degree of protection with surface mounted housing is IP20

Angled surface mounted downlight housing

	Cat. No.
Stainless steel coloured, brushed	833.80.743
Chrome plated, polished	833.80.742
Matt black	833.80.740
White, matt	833.80.741

Note
Degree of protection with housing for surface mounted downlight is IP20.

Order reference
A round recess mounted housing in the matching colour must be ordered additionally.
Also suitable for recess mounted lights with a drill hole Ø 55 mm.

Recess mounted housing

Colour/finish	Round	Square
Silver coloured	833.72.500	833.72.506
Black	833.72.501	833.72.507
White	833.72.502	833.72.508
Bright, chrome plated	833.72.503	833.72.509
Brass coloured	833.72.504	833.72.510
Stainless steel coloured, nickel plated	833.72.524	833.72.525

Surface mounted housing

Silver coloured	833.72.512	833.72.518
Black	833.72.513	833.72.519
Bright, chrome plated	833.72.515	833.72.521
Brass coloured	833.72.516	833.72.522

Note
Degree of protection with surface mounted housing is IP20

LED 3095/LED 3096

Pro



LED 3095 surface mounted light

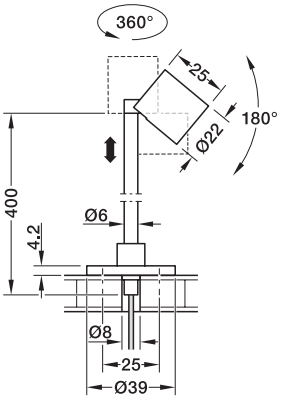

Height 400 mm and 50 mm

> Durable optical and mechanical components
> Narrow refraction angle for clear accentuation

Dimmable:	Yes
Area of Application:	Focused light for objects in shops, museums
Housing material:	Aluminium
Number of LEDs:	1
Life time:	L80/B10 50,000 hrs L70/B50 80,000 hrs
Colour rendering index Ra:	90
Colour rendering index R9:	>70
Degree of protection:	IP20
Supplied with:	1 Light with lead and mounting material

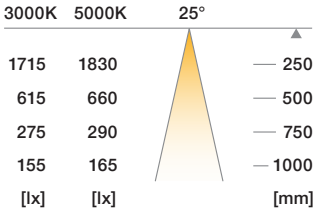

LED 3095

Swivelling range of x-axis:	360°
Swivelling range of y-axis:	180°
Installation:	For recess mounting and screw fixing



LED 3096 Surface mounted downlight

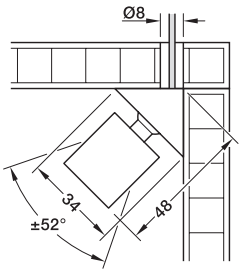

Swivelling range of x-axis:	55°
Swivelling range of y-axis:	55°
Installation:	For glue fixing, for screw fixing

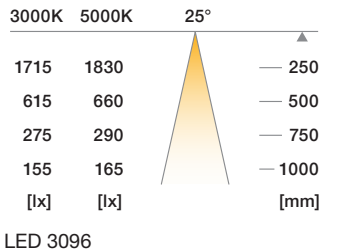

LED 3096



LED 3095



LED 3096

Monochrome

Colour temperature K	Luminous flux lm	Wattage W	Luminous efficiency lm/W	Black, matt	Silver coloured
LED 3095 height: 400 mm					
3000	108	1.4	77	833.77.300	833.77.305
4000	118		84	833.77.301	833.77.306
5000	125		89	833.77.302	833.77.307
LED 3095 height: 50 mm					
3000	108	1.4	77	833.77.310	833.77.315
4000	118		84	833.77.311	833.77.316
5000	125		89	833.77.312	833.77.317

Note
The 400 mm version and the 50 mm version are height adjustable.

Monochrome

LED 3096					
3000	108	1.4	77	833.77.320	833.77.325
4000	118		84	833.77.321	833.77.326
5000	125		89	833.77.322	833.77.327

Lighting system. Additional components in the Häfele Lighting catalogue.

Lighting
Linear light from page 62
Ceiling, wall light from page 244

Controlling
Wireless
Sensors from page 318
Actors from page 354

Wired
Sensors from page 366
Actors from page 380

Supplying
Drivers from page 400
Main leads from page 414

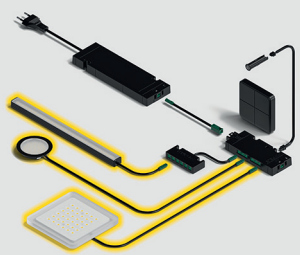

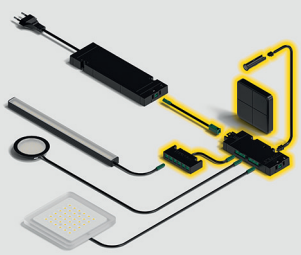

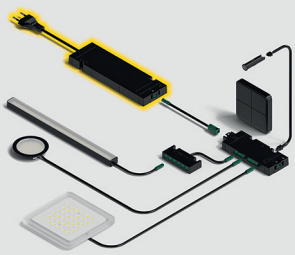

LED 3097/LED 3098

Pro



LED 3097 recess mounted light

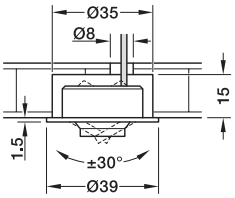

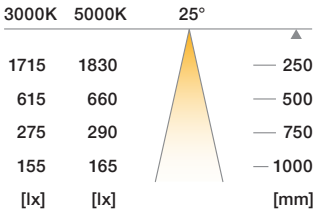

LED 3097

> Durable optical and mechanical components
> Narrow refraction angle for clear accentuation

Dimmable:	Yes
Area of Application:	Focused light for objects in shops, museums
Housing material:	Aluminium
Number of LEDs:	1
Life time:	L80/B10 50,000 hrs L70/B50 80,000 hrs
Colour rendering index Ra:	90
Colour rendering index R9:	>70
Degree of protection:	IP20
Supplied with:	1 Light with lead and mounting material

Features:	Swivelling
Swivelling range of z-axis:	60°
Installation:	Drilling in and clamping
Drill hole Ø:	35 mm



LED 3098 Surface mounted downlight

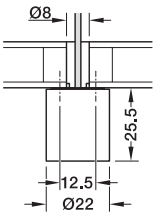

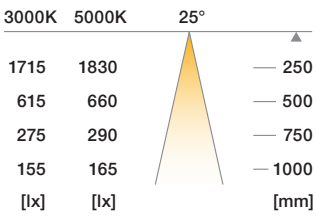

LED 3098

Diameter:	22 mm
Height:	26 mm
Installation:	For screw fixing



LED 3097



LED 3098

Monochrome

Colour temperature K	Luminous flux lm	Wattage W	Luminous efficiency lm/W	Black, matt	Silver coloured
LED 3097					
3000	108	1.4	77	833.77.330	833.77.335
4000	118		84	833.77.331	833.77.336
5000	125		89	833.77.332	833.77.337

Monochrome

LED 3098					
3000	108	1.4	77	833.77.340	833.77.345
4000	118		84	833.77.341	833.77.346
5000	125		89	833.77.342	833.77.347

Lighting system. Additional components in the Häfele Lighting catalogue.

Lighting
Linear light from page 62
Ceiling, wall light from page 244

Controlling
Wireless
Sensors from page 318
Actors from page 354

Wired
Sensors from page 366
Actors from page 380

Supplying
Drivers from page 400
Main leads from page 414

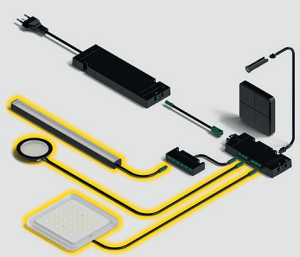

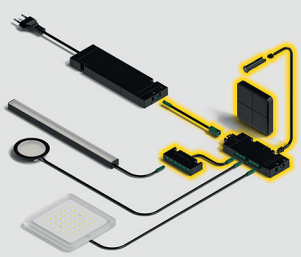

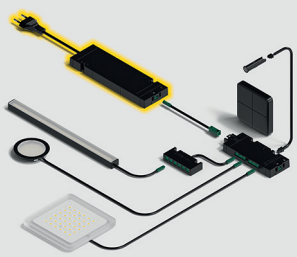

LED 3111
Bedside light/reading light, IP20

Pro



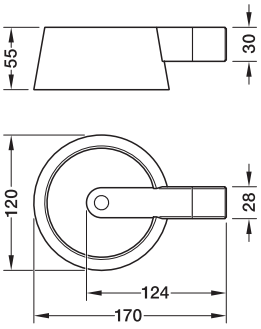

> Light module and lamp shades can be combined in different colours
> Swivelling range of ±140°
> With optional integrated push button and integrated USB-C charging station

Dimmable:	Yes
Area of application:	Reading light
Material:	Light: zinc alloy Lamp shade: Plastic
Dim. (L x W x H):	124 x 28 x 30 mm
Colour rendering index Ra:	>90
Colour rendering index R9:	>50
Number of LEDs:	1
Life time:	L80/B10 >50,000 hrs L70/B50 >80,000 hrs
Mounting:	For screw fixing
Installation reference:	Always connect to continuous current with integrated push button
Supplied with:	1 Light module

Version with integrated push button and USB-C charging station

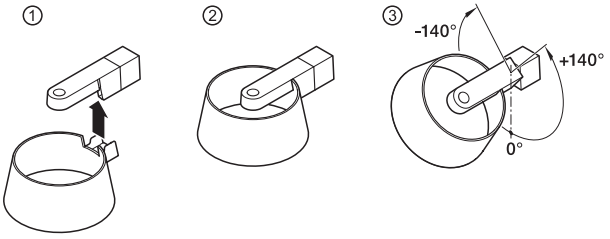

1 = Lamp shade and light plugged together.
2 = Fixed connection. Clip cabinet connector can be opened with slotted screwdriver.
3 = Rotatable by±140° for fitting the concealed screws and for light deflection.

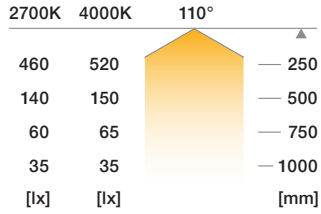



Lamp shade

Dimensions (Ø x H):	120 x 55 mm
Supplied with:	1 Lamp shade



Monochrome

Light housing colour	Colour temperature K	Wattage W	Luminous flux lm	Luminous efficiency lm/W	Black	White
Light module with integrated push button switch (on/off/dimming) and USB-C charging station 5 V/1 A						
Black	2700	7.5	105	52	833.77.580	–
	3000		110	55	833.77.581	–
	4000		120	60	833.77.582	–
White	2700	7.5	130	65	–	833.77.570
	3000		135	67	–	833.77.571
	4000		150	75	–	833.77.572
Light module for external switch/control						
Black	2700	2	105	52	833.77.583	–
	3000		110	55	833.77.584	–
	4000		120	60	833.77.585	–
White	2700	2	130	65	–	833.77.573
	3000		135	67	–	833.77.574
	4000		150	75	–	833.77.575

Order reference
Lamp shade and the modular lead not included in scope of delivery, please order separately.

Lamp shade

	Matt black	Amber coloured, matt	White, matt
For black light module	833.77.591	833.77.592	833.77.595
For white light module	833.77.594	833.77.593	833.77.590

Order reference
Light module not included in scope of delivery, please order separately.
The clip cabinet connector of the lamp shade covers the underside of the light module at the same time.

Please order modular lead (833.95.791) separately.

Lighting system. Additional components in the Häfele Lighting catalogue.

Lighting
Linear light from page 62
Ceiling, wall light from page 244

Controlling
Wireless
Sensors from page 318
Actors from page 354

Wired
Sensors from page 366
Actors from page 380

Supplying
Drivers from page 400
Main leads from page 414

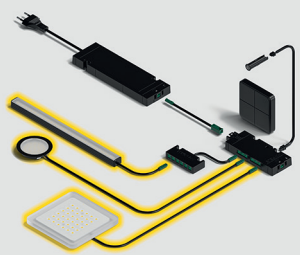

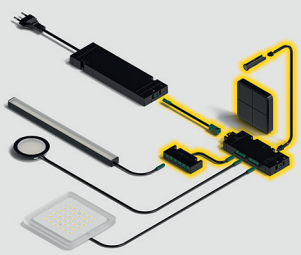

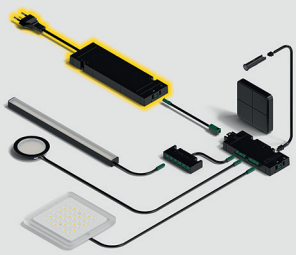

LED 1167

Surface mounted downlight, 24 V, monochrome, 5 W, optionally with socket or charging station

Pro



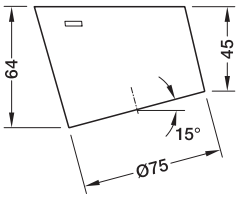

Light

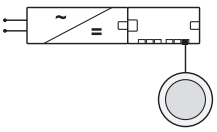

Light with main switch

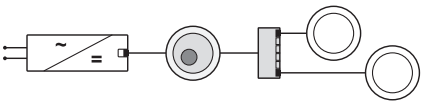

Light with Schuko safety socket

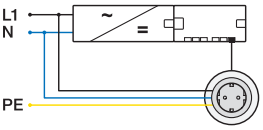

Light with charging station

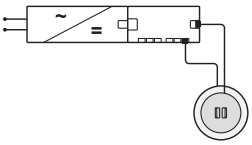

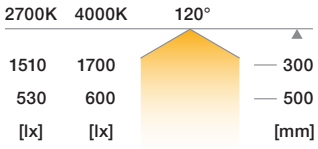

> 2 Light colours switchable with main switch or adapter
> Harmonious interplay of lighting and electrification

Dimmable	Yes
Area of application:	Kitchens, bedrooms
Housing material:	Plastic
Diffuser material:	Plastic
Other housing features:	Ring-shaped light opening
Plug drill hole Ø:	8 mm
Life time:	30,000 hrs
Colour rendering index Ra:	82–83
Mounting:	For screw fixing
Cable length:	2000 mm
Supplied with:	1 Light with lead



LED 1167

Colour temperature K	Wattage W	Luminous flux lm	Luminous efficiency lm/W	Version	Black, Soft Touch effect	Steel coloured, lacquered
2700–4000	5.0	350–400	70–80	Light	833.32.040	833.32.050
				Light with main switch (on/off, dimming, colour change) and 6-way distributor	833.32.041	833.32.051
				With Schuko socket outlet	833.32.042	833.32.052
				With charging station 2 x USB-A 5 A each	833.32.043	833.32.053

Note
Energy efficiency
This product contains a light source in energy efficiency class G.

Light: the light colour can be permanently set to 2700 K or permanently set to 4000 K using an adapter supplied.

Light with main switch and 6-way distributor: The light colour of the luminaire with main switch and all luminaires connected via the distributor can be changed to 2700 K or 4000 K at any time using the switch.
The brightness is continuously dimmable from 5-100%.
The light with main switch may only be connected to outlets with continuous current.

Light with Schuko socket outlet: Max. current carrying capacity 16 A! The installation, start-up and maintenance of the product may only be carried out by trained electricians with the appropriate qualifications.

Light with charging station: The 2-way USB-A charging station requires additional power of 20 W and can only be connected to outlets with continuous current.

Use of the 6-way distributor with switching function or Connect Mesh:
Use only makes sense if luminaires without a main switch are used.
In this case, the lights are switched and dimmed using the 6-way distributor.

Lighting system. Additional components in the Häfele Lighting catalogue.

Lighting
Linear light from page 62
Wall, ceiling light from page 244

Controlling
Wireless
Sensors from page 318
Actors from page 354

Wired
Sensors from page 366
Actors from page 380

Supplying
Drivers from page 400
Main leads from page xxx



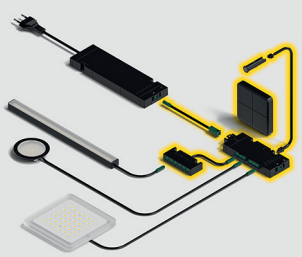

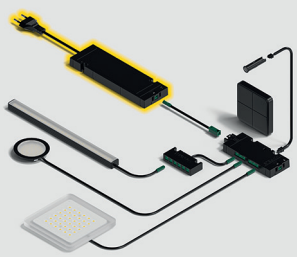

LED 3033

Pro

Recess mounted light, installation opening: 68 x 68 mm, IP20



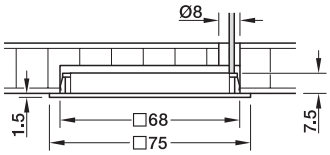

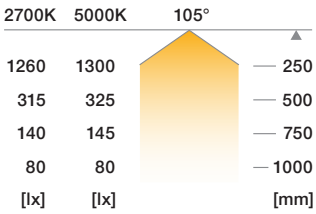

> High-quality housing
> Premium lighting technology

Dimmable:	Yes
Area of Application:	Cabinet (inside), shelves, shelves
Material:	Aluminium
Dimensions (L x W x D):	75 x 75 x 9 mm
Colour rendering index Ra:	>90
Colour rendering index R9:	>50
Number of LEDs:	2 x 14
Life time:	L80/B10 >50,000 hrs L70/B50 >30,000 hrs
Mounting:	For recess mounting, for clamp fixing
Installation reference:	Installation opening 68 x 68 mm
Cable length:	2000 mm
Supplied with:	1 Light with lead

Tunable white (2-wire technology)

Colour temperature K	Wattage W	Luminous flux lm	Luminous efficiency lm/W	Black	stainless steel coloured
2700–5000	2.9	175–185	60–63	833.75.395	833.75.396

Lighting system. Additional components in the Häfele Lighting catalogue.

Lighting
Linear light from page 62
Ceiling, wall light from page 244

Controlling
Wireless
Sensors from page 318
Actors from page 354

Wired
Sensors from page 366
Actors from page 380

Supplying
Drivers from page 400
Main leads from page 414

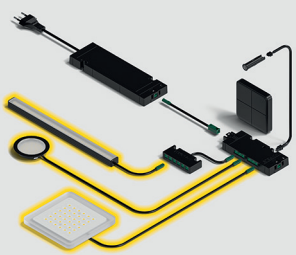

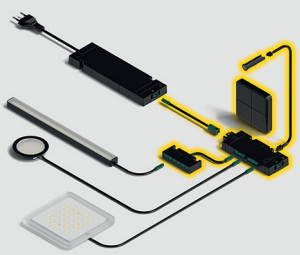

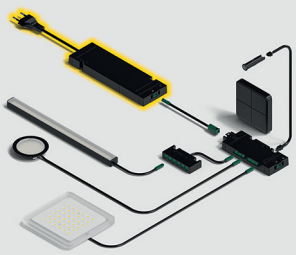

LED 3197

Recess mounted light, drill hole Ø: 35 mm, IP20

Pro



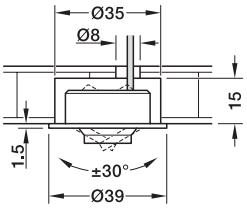

> Narrow beam angle
> Adjustable
> Swivel

Dimmable:	Yes
Area of application:	Focused light for objects in shops, museums
Material:	Aluminium
Features:	Swivelling
Swivelling range of z-axis:	60°
Colour rendering index Ra:	>90
Colour rendering index R9:	>70
Number of LEDs:	1
Life time:	L80/B10 >50,000 hrs L70/B50 >30,000 hrs
Drill hole Ø:	35 mm
Degree of protection:	IP20
Installation:	Drilling in and clamping
Cable length:	2000 mm
Supplied with:	1 Light with lead and mounting material

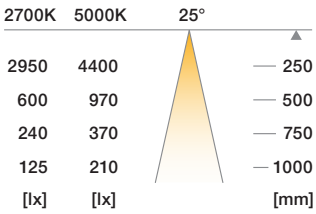



Tunable white (2-wire technology)

Colour temperature K	Luminous flux lm	Wattage W	Luminous efficiency lm/W	Matt black	Silver coloured
2700–5000	95–110	1.4	67–78	833.77.351	833.77.350

Lighting system. Additional components in the Häfele Lighting catalogue.

Lighting
Linear light from page 62
Ceiling, wall light from page 244

Controlling
Wireless
Sensors from page 318
Actors from page 354

Wired
Sensors from page 366
Actors from page 380

Supplying
Drivers from page 400
Main leads from page 414

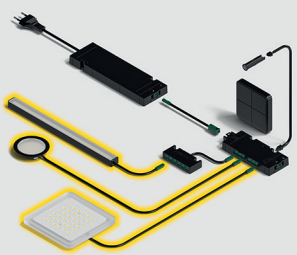

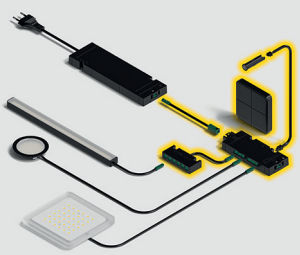

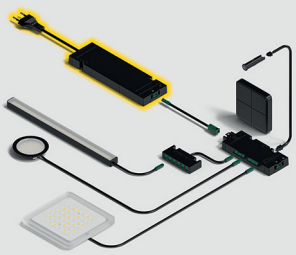

LED 3094

Plus

Recess mounted light, drill hole Ø: 58 mm, IP44 (recess mounted light); IP20 (surface mounted downlight)



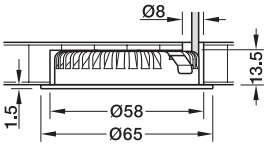

- > Large light-emitting surface
- > Homogeneous appearance
- > Good price-performance ratio

Dimmable:	Yes
Area of application:	Display cabinets, shelves
Housing material:	Aluminium
Diffuser material:	Plastic
Other housing features:	Plastic panel
Colour rendering index Ra:	>90
Colour rendering index R9:	>50
Number of LEDs:	4
Life time:	L80/B10 >30,000 hrs L70/B50 >50,000 hrs
Mounting:	Drilling in and clamping
Drill hole Ø:	58 mm
Cable length:	2000 mm
Supplied with:	1 Light with lead and mounting material

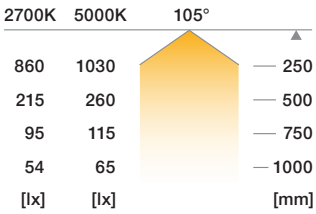



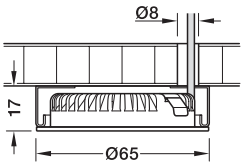

Surface mounting

Material:	Steel
Mounting:	Screw fixing
Supplied with:	1 Housing for surface mounted downlight, round



Monochrome

Colour temperature K	Wattage W	Luminous flux lm	Luminous efficiency lm/W	Chrome coloured	Stainless steel coloured	Black	White
2700	2.5	140	56	833.75.320	833.75.546	833.75.324	833.75.328
3000		160	64	833.75.321	833.75.547	833.75.325	833.75.329
4000		165	66	833.75.322	833.75.548	833.75.326	833.75.330
5000		175	70	833.75.323	833.75.549	833.75.327	833.75.331

Surface mounting

Chrome coloured	Stainless steel coloured, nickel plated	Black	White
833.72.809	833.72.528	833.72.806	833.72.807

Note
Degree of protection with surface mounted housing is IP20

Lighting system. Additional components in the Häfele Lighting catalogue.

Lighting
Linear light from page 62
Ceiling, wall light from page 244

Controlling
Wireless
Sensors from page 318
Actors from page 354

Wired
Sensors from page 366
Actors from page 380

Supplying
Drivers from page 400
Main leads from page 414

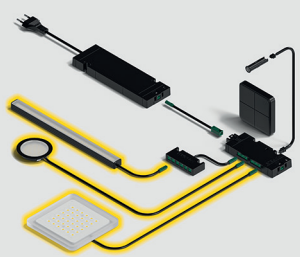

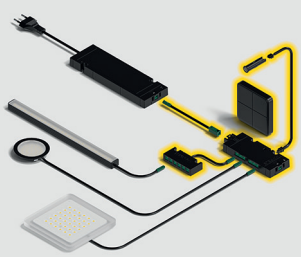

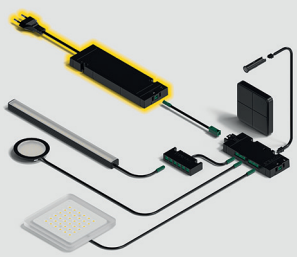

LED 3112/LED 3113/LED 3114

Recess mounted light drill hole Ø: 55 mm, IP20

Plus A↑G



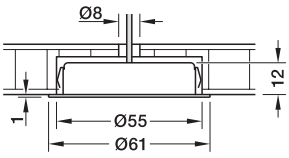

Recess mounting

> High-quality metal housing
> Wide range of colours and finishes
> Homogeneous illumination

Dimmable:	Yes
Area of application:	Display cabinets, shelves
Material:	Housing: Aluminium Diffuser: Plastic
Colour rendering index Ra:	92
Colour rendering index R9:	>50
Number of LEDs:	12
Life time:	L80B10 >30,000 hrs L70B50 >50,000 hrs
Installation:	For mounting in drilled hole and clamp fixing or screw fixing
Drill hole Ø:	55 mm
Cable length:	2000 mm
Supplied with:	1 Light with cable

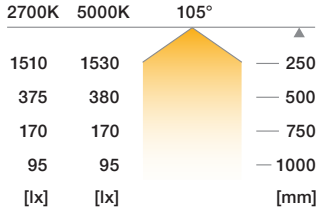

LED 3112

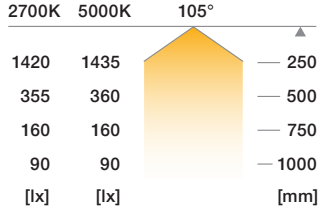

LED 3113

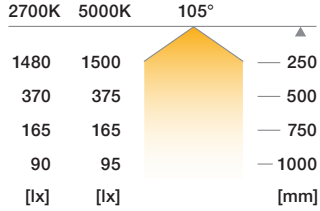

LED 3114

Surface mounted housing



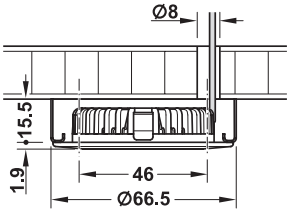

Surface mounting

Material:	Steel
Mounting:	Screw fixing
Supplied with:	Surface mounted housing





	Colour temperature K	Wattage W	Luminous flux lm	Luminous efficiency lm/W	Stainless steel coloured	Silver coloured	Chrome plated, polished	Black
Monochrome	2700	3.0	210	70	833.75.435	833.75.445	833.75.485	833.75.495
	3000		220	73	833.75.436	833.75.446	833.75.486	833.75.496
	4000		230	76	833.75.437	833.75.447	833.75.487	833.75.497
	5000		240	80	833.75.438	833.75.448	833.75.488	833.75.498
Tunable white (2-wire technology)	2700–5000	3.0	210–240	70–80	833.75.439	833.75.449	833.75.489	833.75.499
Tunable white (3-wire technology)	2700–5000	3.0	210–240	70–80	833.75.440	833.75.450	833.75.490	833.75.500
Surface mounted housing					833.72.804	833.72.803	833.72.802	833.72.801

Lighting system. Additional components in the Häfele Lighting catalogue.

Lighting
Linear light from page 62
Ceiling, wall light from page 244

Controlling
Wireless
Sensors from page 318
Actors from page 354

Wired
Sensors from page 366
Actors from page 380

Supplying
Drivers from page 400
Main leads from page 414

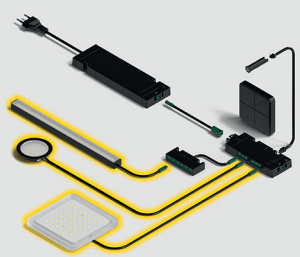

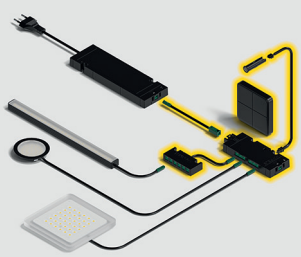

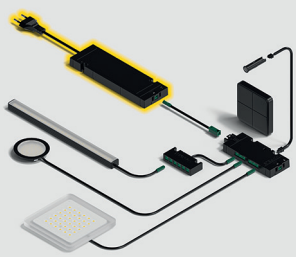

LED 3035/LED 3036
Surface mounted downlight IP20

Plus



LED 3035

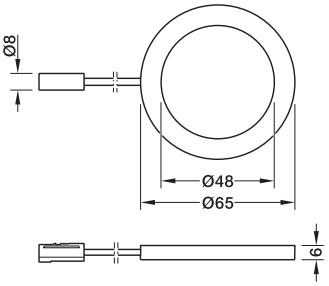



LED 3036

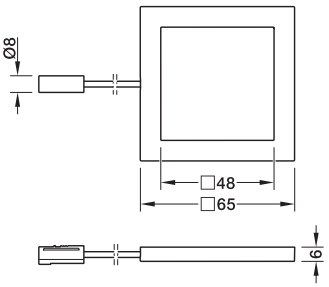

> Minimum installation height 6 mm
> Homogeneous illumination
> Also suitable for short-term voltage peaks up to 26.4 V with integrated IC

Dimmable:	Yes
Area of Application:	Cabinets, shelves, display cabinets
Material:	Housing: Plastic Diffuser: Plastic
Dimensions (Ø x H):	65 x 6 mm
Colour rendering index Ra:	≥90
Colour rendering index R9:	>50
Number of LEDs:	7
Life time:	L80/B10 30,000 hrs L70/B50 50,000 hrs
Mounting:	For screw fixing or glue fixing
Cable length:	2000 mm
Supplied with:	1 LED light with 2 m lead, including fixing materials

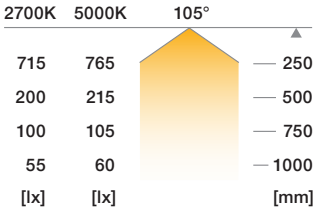

LED 3035

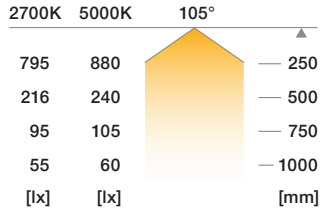

LED 3036





Monochrome

Colour temperature K	Wattage W	Luminous flux lm	Luminous efficiency lm/W	Silver coloured
LED 3035				
2700	2.5	140	56	833.77.250
3000		140	56	833.77.251
4000		150	60	833.77.252
5000		150	60	833.77.253

Monochrome

LED 3036				
3000	2.5	145	58	833.77.261
4000		155	62	833.77.262

Lighting system. Additional components in the Häfele Lighting catalogue.

Lighting
Linear light from page 62
Ceiling, wall light from page 244

Controlling
Wireless
Sensors from page 318
Actors from page 354

Wired
Sensors from page 366
Actors from page 380

Supplying
Drivers from page 400
Main leads from page 414

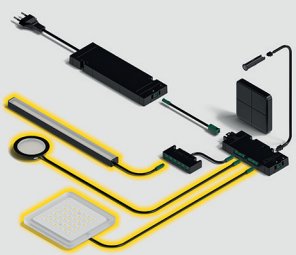

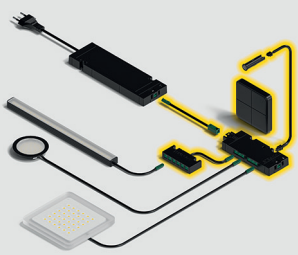

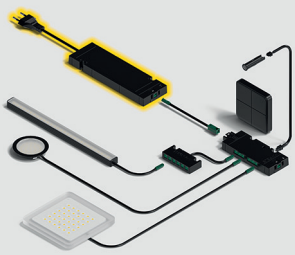

LED 3067/LED 3066
Surface mounted downlight IP20

Plus



LED 3067

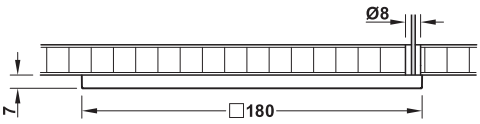



LED 3066

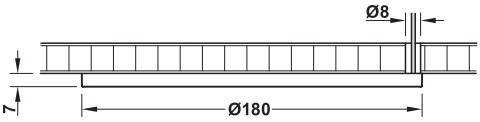

> Homogeneous, surface-directed illumination
> Extremely flat design
> Interchangeable frames (silver and black)

Dimmable:	Yes
Area of Application:	Light in cabinets, kitchens
Material:	Housing: Plastic Diffuser: Plastic
Dim. (L x W x H):	180 x 180 x 7 mm
Colour rendering index Ra:	>90
Colour rendering index R9:	>60
Number of LEDs:	140
Life time:	L80/B10 >50,000 hrs L70/B50 >80,000 hrs
Installation:	For screw fixing
Installation reference:	Replacement frame must only be fitted after installation.
Cable length:	2000 mm
Supplied with:	1 Light with lead and mounting material 2 Replacement frames (silver coloured and black)

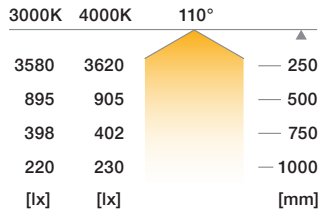

LED 3067

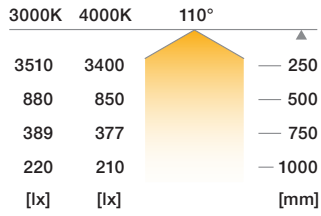

LED 3066





Monochrome

Colour temperature K	Wattage W	Luminous flux lm	Luminous efficiency lm/W	Silver coloured/ black
LED 3067				
3000	7.0	550	79	833.77.295
4000				833.77.296

Monochrome

LED 3066				
3000	6.5	550	84	833.77.293
4000				833.77.294

Lighting system. Additional components in the Häfele Lighting catalogue.

Lighting
Linear light from page 62
Ceiling, wall light from page 244

Controlling
Wireless
Sensors from page 318
Actors from page 354

Wired
Sensors from page 366
Actors from page 380

Supplying
Drivers from page 400
Main leads from page 414

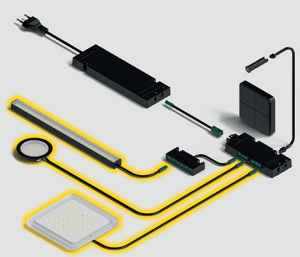

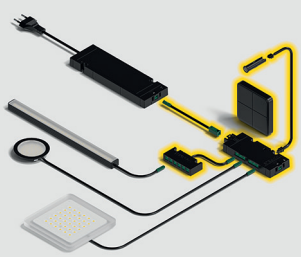

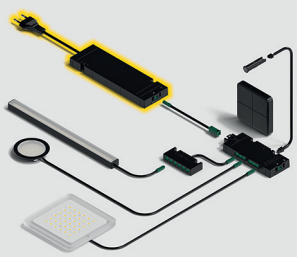

LED 3101/LED 3102
Orientation light, IP20

Plus



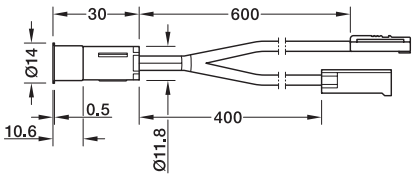

> Endless wiring
> Simple installation in a 12 mm drill hole
> incl. cover sleeves in 3 colours (white, grey, black)

Dimmable:	Yes
Area of Application:	Orientation lighting
Material:	Housing: Plastic Diffuser: Plastic
Colour/finish:	Opal white
Dimensions (Ø x H):	11.8 x 29.5 mm
Drill hole Ø:	12 mm
Colour rendering index Ra:	90
Colour rendering index R9:	60
Number of LEDs:	1
Life time:	L80/B10 >50,000 hrs L70/B50 >80,000 hrs
Installation:	For mounting in drilled hole
Cable length:	Lead: 600 mm, Forwarding cable: 400 mm
Supplied with:	Light with lead and forwarding cable 3 Cover sleeves (white, grey, black) per light

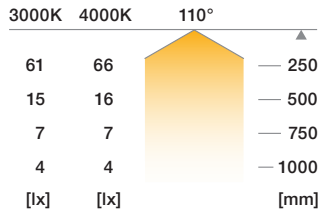

LED 3101

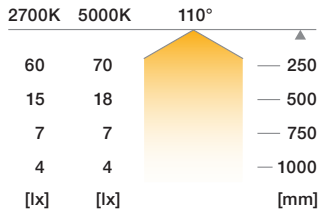

LED 3102



Monochrome

Colour temperature K	Wattage W	Luminous flux lm	Luminous efficiency lm/W	Single light	5-Piece set
LED 3101					
3000	0.3	9	30	833.75.601	833.75.603
4000		10	33	833.75.602	833.75.604

Tunable white (2-wire technology)

LED 3102					
2700–5000	0.3	8	27–33	833.75.605	833.75.606

Note
The values for power, luminous flux and luminous efficiency apply to a single light.

Energy efficiency
Regulation (EU) 2019/2015 does not provide an energy efficiency classification for bulbs with a luminous flux of less than 60 Lumen.

Lighting system. Additional components in the Häfele Lighting catalogue.

Lighting
Linear light from page 62
Ceiling, wall light from page 244

Controlling
Wireless
Sensors from page 318
Actors from page 354

Wired
Sensors from page 366
Actors from page 380

Supplying
Drivers from page 400
Main leads from page 414

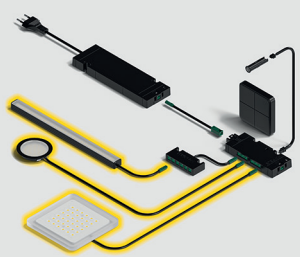

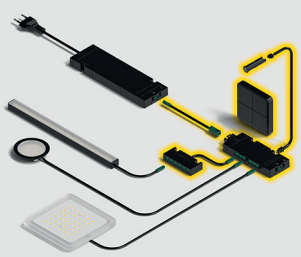

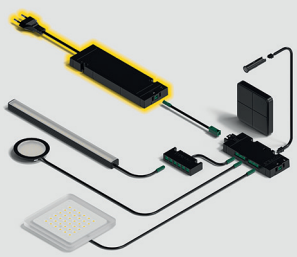

LED 3100 set
Surface mounted downlight, IP 20

Plus



Main light black

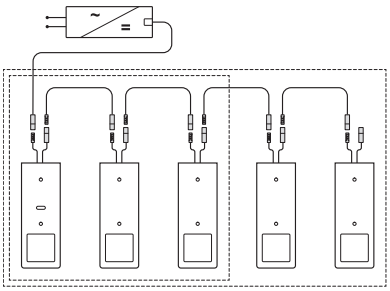

LED 3100 Set

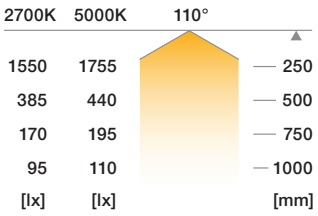

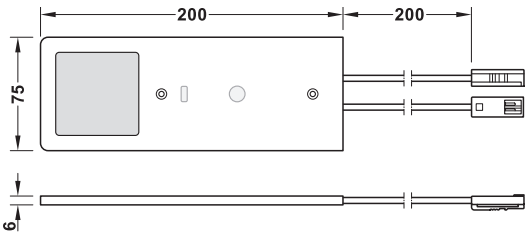

LED 3100 Light



- > Main light with gesture control (on/off, dimming) and colour selection push button
- > Extra flat, solid aluminium housing with 6 mm installation height
- > Homogeneous light distribution

Dimmable:	Yes
Area of application:	Wall cabinets, shelves
Material:	Housing: Aluminium Diffuser: Plastic
Dim. (L x W x H):	200 x 75 x 6 mm
Colour rendering index Ra:	>90
Colour rendering index R9:	>50
Number of LEDs:	36
Life time:	L80/B10 >50,000 hrs L70/B50 >80,000 hrs
Mounting:	For screw fixing
Cable length:	200 mm
Supplied with:	1 Main light with dimmer sensor and colour selection push button with lead and forwarding cable Secondary lights with lead and forwarding cable with 2 m extension lead 1 Y-extension lead 0.5 m single lead/ 1.5 m double lead, mounting material

Supplied with:	1 Light with lead and forwarding cable fixing material

Tunable white (2-wire technology)

Colour temperature K	Wattage W	Luminous flux lm	Luminous efficiency lm/W	Black	Silver coloured
3-piece set (1 main light, 2 secondary lights), total wattage 15 W					
2700–5000	5.0	270–320	54–64	833.77.482	833.77.472
5-piece set (1 main light, 4 secondary lights), total wattage 25 W					
2700–5000	5.0	270–320	54–64	833.77.483	833.77.473

Note
The main light has integrated colour control and cannot be controlled with Häfele Connect Mesh.
The main light can be extended with max. 7 secondary lights.
Please dimension the driver accordingly.

Installation reference
When using an optional 6-way distributor with switching function, please always connect the main light with integrated switch to the 7th Connect output (continuous current) of the 6-way distributor.

Please order driver separately.

Tunable white (2-wire technology)

Main light (single)					
2700–5000	5.0	270–320	54–64	833.77.481	833.77.471
Secondary light (single)					
2700–5000	5.0	270–320	54–64	833.77.480	833.77.470

Lighting system. Additional components in the Häfele Lighting catalogue.

Lighting
Linear light from page 62
Ceiling, wall light from page 244

Controlling
Wireless
Sensors from page 318
Actors from page 354

Wired
Sensors from page 366
Actors from page 380

Supplying
Drivers from page 400
Main leads from page 414

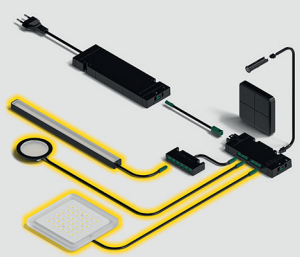

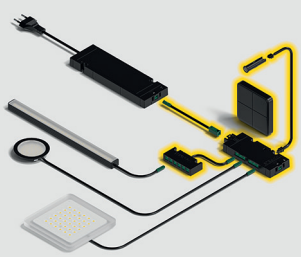

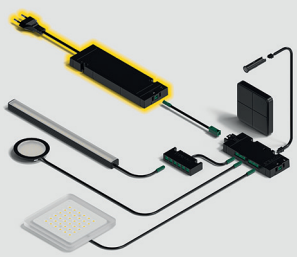

LED 3109 set
surface mounted downlight, IP 20

Plus



Main light black

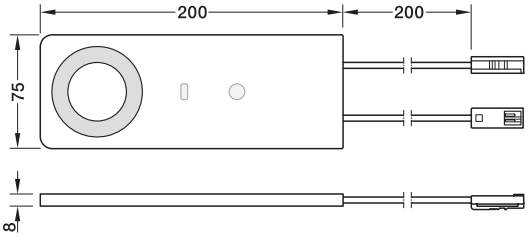

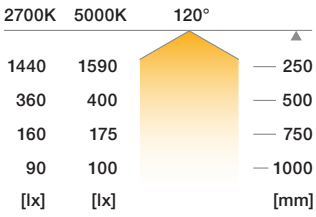

- Concealed mounting
- Main light with gesture control (on/off, dimming) and colour selection push button
- Extra flat housing with 8 mm installation height
- Homogeneous light distribution

Dimmable:	Yes
Area of application:	Wall cabinets, shelves
Material:	Housing: Plastic Diffuser: Plastic
Dim. (L x W x H):	200 x 75 x 8 mm
Colour rendering index Ra:	>90
Colour rendering index R9:	>50
Number of LEDs:	42
Life time:	L80/B10 >50,000 hrs L70/B50 >80,000 hrs
Degree of protection:	IP20
Installation:	For screw fixing, with mounting plate
Cable length:	200 mm
Supplied with:	1 Main light with dimmer sensor and colour selection push button with lead and forwarding cable Secondary lights with lead and forwarding cable incl. 2 m extension lead 1 Y extension lead 0.5 m single lead/ 1.5 m double lead, mounting material

LED 3109 Light

Supplied with:	1 Light with lead and forwarding cable Mounting material



Tunable white (2-wire technology)

Colour temperature K	Wattage W	Luminous flux lm	Luminous efficiency lm/W	Black	White
3-piece set (1 main light, 2 secondary lights), total wattage 15 W					
2700–5000	5.0	270–310	54–62	833.77.542	833.77.532
5-piece set (1 main light, 4 secondary lights), total wattage 25 W					
2700–5000	5.0	270–310	54–62	833.77.543	833.77.533

Note
The main light has integrated colour control and cannot be controlled with Häfele Connect Mesh.
The maximum range of the sensor for gesture control is 120 mm.
The main light can be extended with max. 7 secondary lights.
Please dimension the driver accordingly.

Installation reference
When using an optional 6-way distributor with switching function, please always connect the main light with integrated switch to the 7th Connect output (continuous current) of the 6-way distributor.

Please order driver separately.

Tunable white (2-wire technology)

Main light (single)					
2700–5000	5.0	270–310	54–62	833.77.541	833.77.531
Secondary light (single)					
2700–5000	5.0	270–310	54–62	833.77.540	833.77.530

Lighting system. Additional components in the Häfele Lighting catalogue.

Lighting
Linear light from page 62
Ceiling, wall light from page 244

Controlling
Wireless
Sensors from page 318
Actors from page 354

Wired
Sensors from page 366
Actors from page 380

Supplying
Drivers from page 400
Main leads from page 414

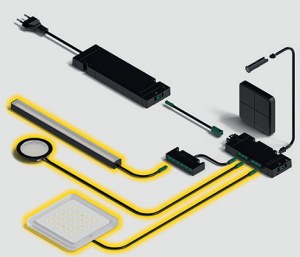

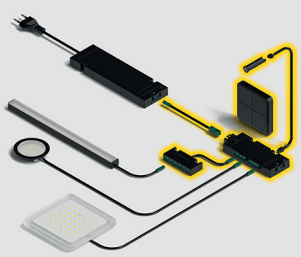

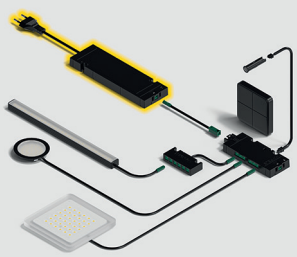

LED 3034
Surface mounted light, flexible

Plus



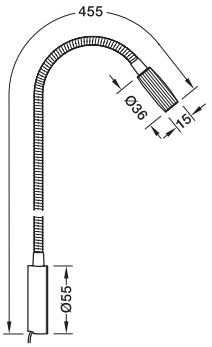

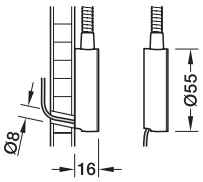

- Outstanding ease of movement and load bearing capacity for commercial projects
- With a 2.5 A USB charging station
- Integrated push switch for 2 brightness levels
- Identical colour temperature to Häfele Lighting LED strip lights

Area of application:	Reading light
Version:	Integrated USB charging station 5 V/2.5 A, integrated push switch for 2 brightness levels, with magnetic cover for plinth
Housing material:	Aluminium
Flexible arm material:	Aluminium
Length of flexible arm:	363 mm
Colour rendering index Ra:	>90
Colour rendering index R9:	>50
Number of LEDs:	4
Life time:	L80/B10: 30,000 hrs
Degree of protection:	IP20
Installation:	For screw fixing
Supplied with:	1 Light with mounting material

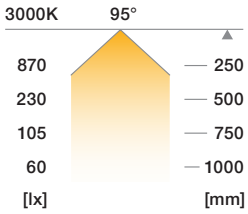



Monochrome

Colour temperature K	Wattage W	Luminous flux lm	Luminous efficiency lm/W	Black	Chrome plated
3000	1.5	120	80	833.75.088	833.75.089

Note
Power requirement including USB charging station: 19 W min. 20 W driver per light required for optimum operation of the USB charging station

Installation reference
When using a 6-way distributor with switching function or Häfele Connect Mesh, please always connect this light with integrated switch to the 7th Connect output (continuous current) of the 6-way distributor.

Please order modular lead (833.95.791) separately.

Lead

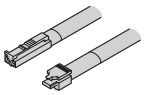

Length mm	Cat. No.
2000	833.95.791

Lighting system. Additional components in the Häfele Lighting catalogue.

Lighting
Linear light from page 62
Ceiling, wall light from page 244

Controlling
Wireless
Sensors from page 318
Actors from page 354

Wired
Sensors from page 366
Actors from page 380

Supplying
Drivers from page 400
Main leads from page 414

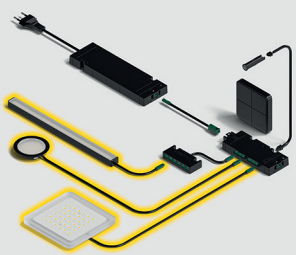

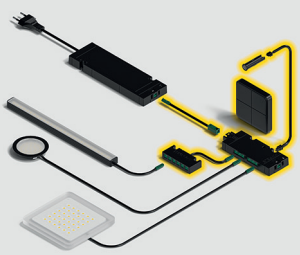

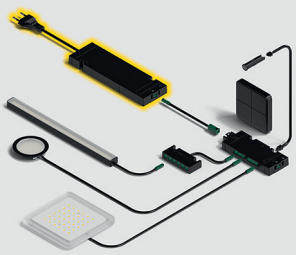

OneCable Spot 4 TT Connect

Spotlight for lighting system 24 V, 5 W, IP20

Plus





Reflector

> Swivelling, for directed light on surfaces or objects
> Direct control via Connect Mesh (without distributors)
> EasyPairing

Dimmable:	Yes
Area of Application:	Kitchen islands, dining tables, work surfaces, focused light on objects
Housing material:	Plastic
Other housing features:	Aluminium heat sink
Length:	39 mm
Width:	39 mm
Height:	39 mm
Colour rendering index Ra:	90
Number of LEDs:	4
Life time:	L80/B10 >50,000 hrs
Installation:	Separable clamp fixing
Supplied with:	1 Light with current collector

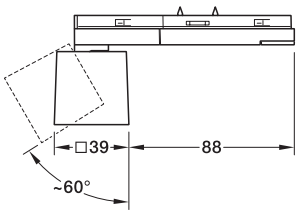

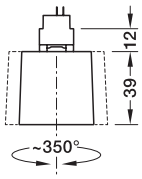

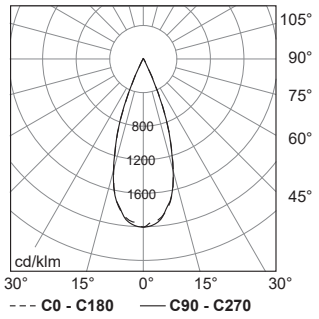

Beam angle 40°

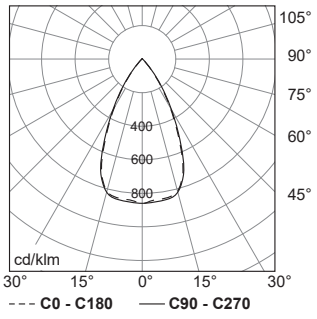

Beam angle 80°

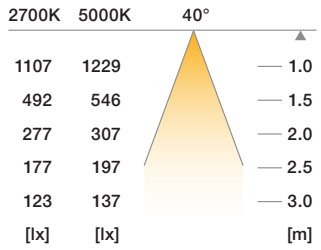

Beam angle 40°

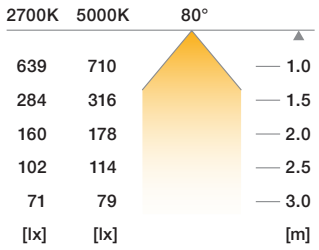

Beam angle 80°



Tunable white

Colour temperature K	Luminous flux lm	Luminous efficiency lm/W	Beam angle °	White	Black
2700–5000	450–500	90–100	40	833.68.326	833.68.325
	450–500	90–100	80	833.68.324	833.68.323

Installation hint
Press in the contact blade straight and without tilting it.
Risk of injury: sharp contact blades.
Do not touch the reflectors!
For vertical wall mounting, an alignment connector must be attached directly to the luminaire in the direction of the floor as a mechanical safety device.

Lighting system. Additional components in the Häfele Lighting catalogue.

Lighting
OneCable Spot 9 page 246
OneCable adapter for LED strip page 248
OneCable profile page 250
OneCable flat cable page 250

LED strips from page 62

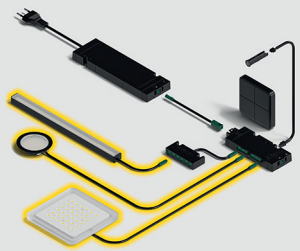

Controlling
Wireless
Sensors from page 318

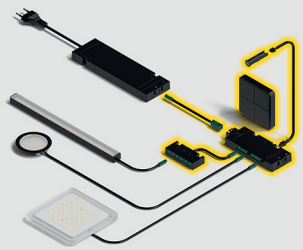

Supplying
OneCable power supply page 252

Drivers from page 400

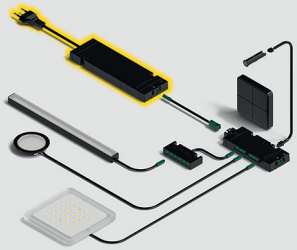

OneCable Spot 9 Connect linear

Spotlight for lighting system 24 V, 16 W, IP20

Plus A↑G





Reflector

- > For directed light on surfaces or objects
- > Direct control via Connect Mesh (without distributors)
- > EasyPairing

Dimmable:	Yes
Area of Application:	Kitchen islands, dining tables, work surfaces
Housing material:	Plastic
Other housing features:	Aluminium heat sink
Length:	176 mm
Width:	23 mm
Height:	31 mm
Colour rendering index Ra:	90
Number of LEDs:	9
Life time:	L80/B10 >50,000 hrs
Installation:	Separable clamp fixing
Supplied with:	1 Light with current collector

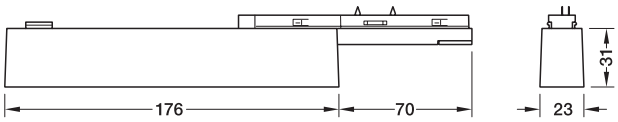

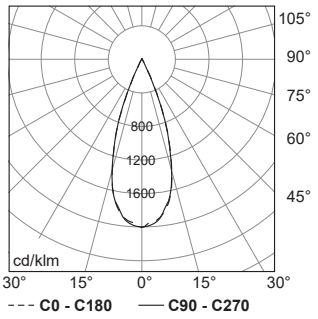

Beam angle 40°

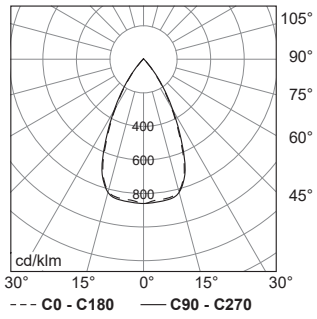

Beam angle 80°

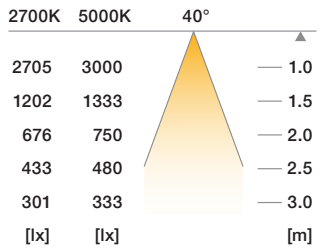

Beam angle 40°

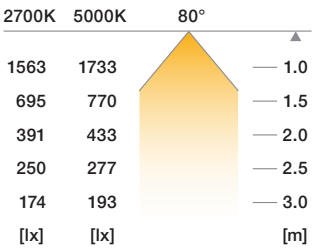

Beam angle 80°



Tunable white

Colour temperature K	Luminous flux lm	Luminous efficiency lm/W	Beam angle °	White	Black
2700–5000	1100–1220	68–76	40	833.68.330	833.68.329
	1100–1220	68–76	80	833.68.328	833.68.327

Installation hint
Press in the contact blade straight and without tilting it.
Risk of injury: sharp contact blades.
Do not touch the reflectors!
For vertical wall mounting, an alignment connector must be attached directly to the luminaire in the direction of the floor as a mechanical safety device.

Lighting system. Additional components in the Häfele Lighting catalogue.

Lighting
OneCable Spot 4 page 244
OneCable adapter for LED strip page 248
OneCable profile page 250
OneCable flat cable page 250

LED strips from page 62

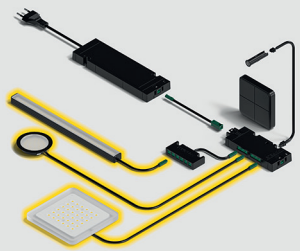

Controlling
Wireless
Sensors from page 318

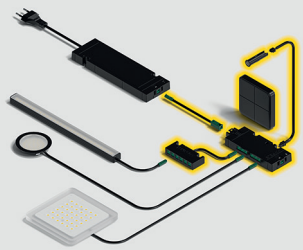

Supplying
OneCable power supply page 252

Drivers from page 400

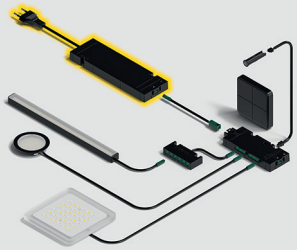

OneCable adapter for LED strip light

For lighting system 24 V, IP20, max. 75 W

Plus



Adapter

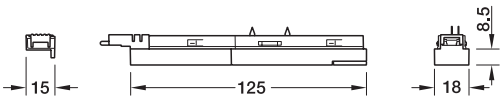



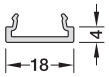

Diffuser

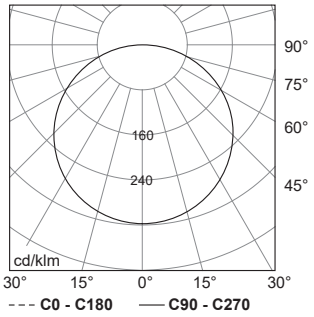



- > For linear light
- > Direct control via Connect Mesh (without distributors)
- > Suitable for LED 3044/3047/3049
- > EasyPairing

Dimmable:	Yes
Area of Application:	Linear light
Area of application:	For LED strip light (24 V, multi-white, 3-pin, 8 mm)
Installation:	Separable clamp fixing
Supplied with:	1 Adapter with current collector

Material:	Polycarbonate

Tunable white (3-wire technology)

Wattage capacity W	White	Black
Adapter		
75	833.68.334	833.68.333

Installation hint
Press in the contact blade straight and without tilting it.
Risk of injury: sharp contact blades.
For vertical wall mounting, an alignment connector must be attached directly to the luminaire in the direction of the floor as a mechanical safety device.
Suitable adhesive tape (833.89.266) must be used to ensure that the LED strip adheres securely to the ribbon cable.

Diffuser colour/finish	Light permeability %	2500 mm
Diffuser		
Transparent	≈ 90	833.68.335

Lighting system. Additional components in the Häfele Lighting catalogue.

Lighting
LED 3047/3049 from page 68

OneCable Spot 4 page 244
OneCable Spot 9 page 246
OneCable profile page 250
OneCable flat cable page 250

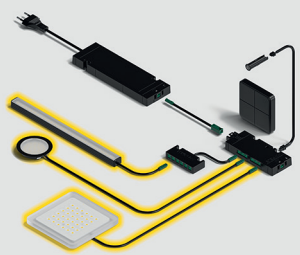

Controlling
Wireless
Sensors from page 318

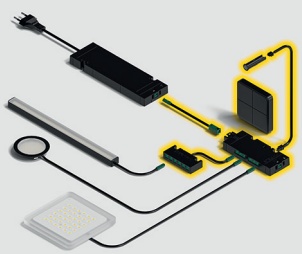

Supplying
OneCable power supply page 252

Drivers from page 400

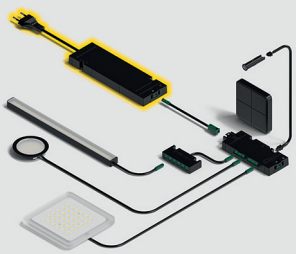

OneCable power supply

Plus

OneCable profile



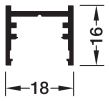

Material:	Aluminium
Refinement:	Powder coated
Installation:	For screw fixing
Supplied with:	1 Profile

OneCable End cap



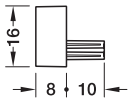

Material:	Plastic
Installation:	For plug fitting
Supplied with:	1 End cap

OneCable corner connector 90° at one room level



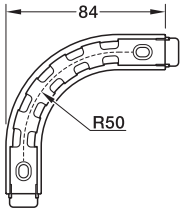

Material:	Zinc alloy
Colour/finish:	Powder coated
Installation:	For plug fitting, For screw fixing
Installation reference:	20 cm flat cable required for each connector
Supplied with:	1 Profile connector

OneCable corner connector 90° over 2 room levels



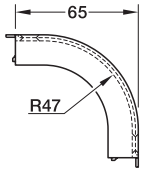

Material:	Zinc alloy
Colour/finish:	Powder coated
Installation:	For plug fitting, For screw fixing
Installation reference:	20 cm flat cable required for each connector
Supplied with:	1 Profile connector

OneCable flat cable



Material:	Rubber
Width:	12 mm
Height:	6 mm
Mounting:	For push fitting
Supplied with:	1 Flat cable

Length mm	Width mm	Height mm	White	Black
2500	18	16	833.68.304	833.68.303

Installation reference
The profile is pre-drilled; additional drill holes may be required after shortening

End cap	833.68.312	833.68.311

Connectors 90° at one room level	833.68.306	833.68.305

Connectors 90° over 2 room levels	833.68.308	833.68.307

Length m	Black
5	833.68.301
10	833.68.302

Note
Polarity reversal protection
Because of the symmetrical design of the flat cable (2 outer cables around the centre cable), the connection of the lights and the LED strip light adapter has protection from polarity reversal. This makes it possible to position lights towards or away from the feeder.

System length
The maximum lead length from the driver output to the last light or to the end of an LED strip light is 20 metres.

OneCable power supply

OneCable mains lead



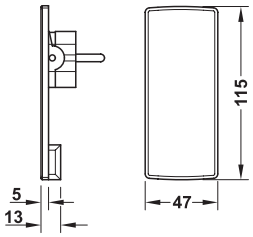

Area of application:	For drivers up to 90 W
Supplied with:	1 Mains lead

OneCable Design housing



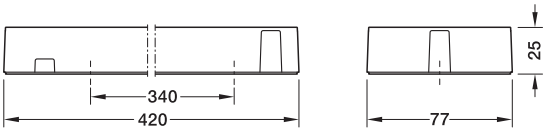

Area of application:	Cover for visibly attached drivers
Usable for:	Drivers up to 90 W
Material:	Plastic
Installation:	For screw fixing
Supplied with:	1 Cover (bottom shell, top shell)

OneCable power supply



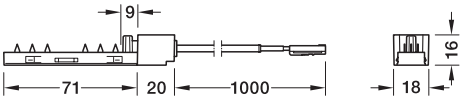



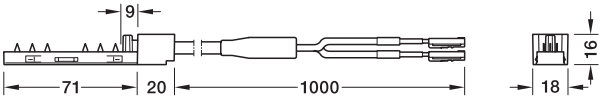

Area of application:	Power supply into the flat cable of a profile
Material:	Plastic
Mounting:	Separable clamp fixing
Supplied with:	1 Power supply, 1 End cap

Cable length mm	White	Black
300	833.68.314	833.68.313
500	833.68.316	833.68.315

Design housing	833.68.310	833.68.309

Wattage capacity W	Cable length mm	White	Black
Power supply with end cap			
90	200	833.68.351	833.68.350
	1000	833.68.353	833.68.352
240	1000	833.68.355	833.68.354

Note
Depending on the variant total Wattage capacity of 90 W or 2 x 120 W per external flat cable.
The maximum wattage capacity can be ensured by appropriate positioning of the lights
(120 W positioned away from the feeder, 120 W positioned towards the feeder).

Lighting system. Additional components in the Häfele Lighting catalogue.

Lighting
OneCable Spot 4 page 244
OneCable Spot 9 page 246
OneCable adapter for LED strip page 248
OneCable profile page 250
OneCable flat cable page 250

LED strips from page 62

Controlling
Wireless
Sensors from page 318

Supplying
Drivers from page 400

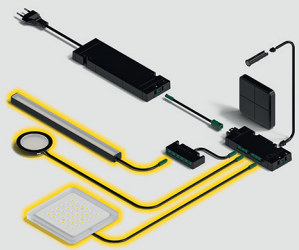

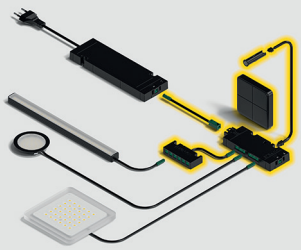

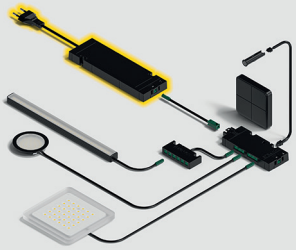

R One Connect
24 V Drill hole diameter: 68 mm

Plus



IP20 (open reflector)



IP44 (closed reflector)

> Absolute glare-free light
> EasyPairing

Dimmable:	Yes
Area of Application:	Ceiling light (uniform beam angle), grazing light on upright surfaces and objects (asymmetrical beam angle)
Housing material:	Plastic
Housing colour/finish:	Matt
Other housing features:	Aluminium heat sink
Number of LEDs:	1
Life time:	L80/B10 >50,000 hrs
Colour rendering index Ra:	>90
Max. distance within the network:	5 m

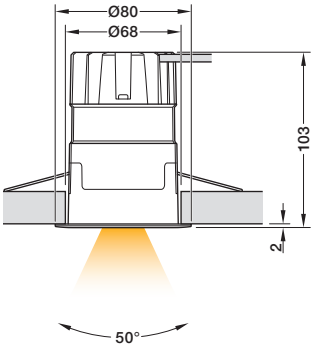

Beam angle 50°, IP20

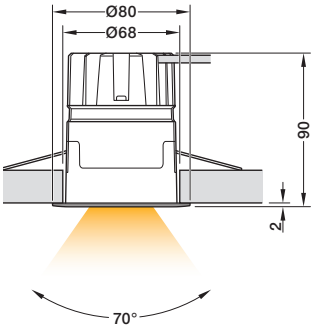

Beam angle 70°, IP20

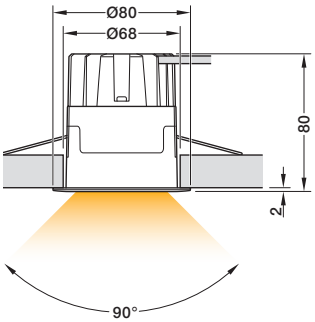

Beam angle 90°, IP20

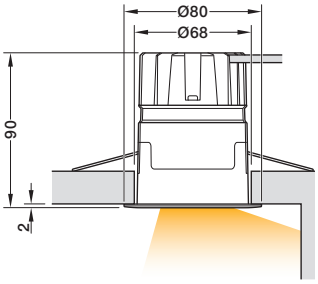

Beam angle asymmetrical, IP20

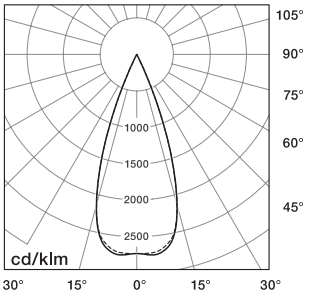

------ C0-C180
—— C90-C270

Beam angle 50° FWTM, 40° FWHM

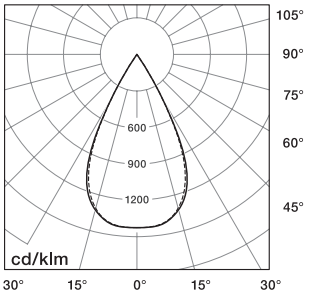

------ C0-C180
—— C90-C270

Beam angle 70° FWTM, 55° FWHM

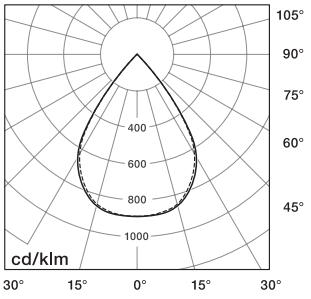

------ C0-C180
—— C90-C270

Beam angle 90° FWTM, 70° FWHM

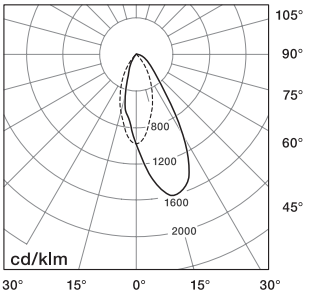

------ C0-C180
—— C90-C270

Beam angle 50°

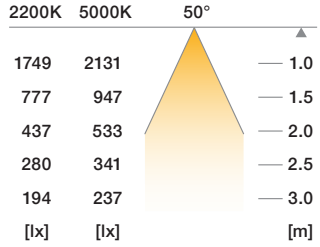

Beam angle 50°, tunable white

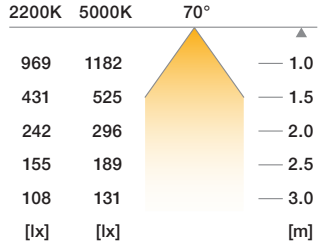

Beam angle 70°, tunable white

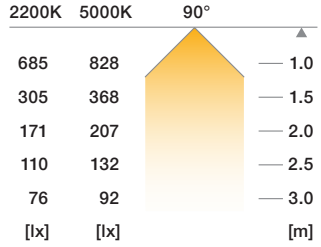

Beam angle 90°, tunable white

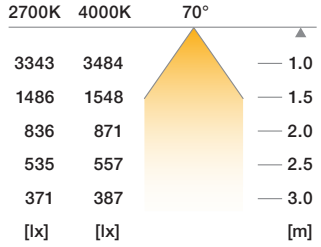

Beam angle 70°, monochrome

Monochrome

Colour temperature K	Wattage W	Luminous flux lm	Luminous efficiency lm/W	Version	Beam angle °	Black, matt	White, matt
IP20							
2700	12.0	1190	99	Symmetrical distribution	70	833.68.220	833.68.223
3000	12.0	1210	100	Symmetrical distribution	70	833.68.221	833.68.224
4000	12.0	1240	103	Symmetrical distribution	70	833.68.222	833.68.225
IP44							
2700	12.0	1190	99	Symmetrical distribution	70	833.68.226	833.68.229
3000	12.0	1210	100	Symmetrical distribution	70	833.68.227	833.68.230
4000	12.0	1240	103	Symmetrical distribution	70	833.68.228	833.68.231

Tunable white

Connect, IP20							
2200–5000	12.0	770–930	64–77	Symmetrical distribution	90	833.68.200	833.68.201
		680–830	56–69	Symmetrical distribution	70	833.68.204	833.68.205
		640–780	53–65	Symmetrical distribution	50	833.68.208	833.68.209
		670–820	55–68	Asymmetrical distribution	50	833.68.212	833.68.213
Connect, IP44							
2200–5000	12.0	770–930	64–77	Symmetrical distribution	90	833.68.202	833.68.203
		680–830	56–69	Symmetrical distribution	70	833.68.206	833.68.207
		640–780	53–65	Symmetrical distribution	50	833.68.210	833.68.211
		670–820	55–68	Asymmetrical distribution	50	833.68.214	833.68.215





Lighting system. Additional components in the Häfele Lighting catalogue.

Lighting
Linear light from page 62
Furniture light from page 208

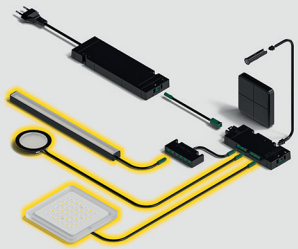

Controlling
Wireless
Sensors from page 318

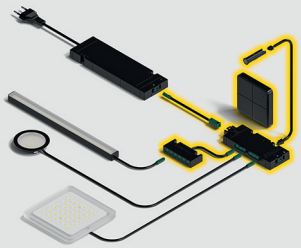

Supplying
Drivers from page 400
Main leads from page 414

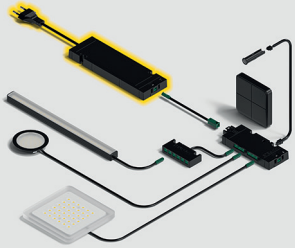

Q Four Connect ON ceiling light
Surface mounted downlight, 24 V, IP20

Pro



> Absolute glare-free light
> Direct control via Connect Mesh (without distributors)
> EasyPairing

Dimmable:	Yes
Area of Application:	Ceiling light, focused light on objects
Housing material:	Plastic
Colour rendering index Ra:	>90
Colour rendering index R9:	>50
Number of LEDs:	16
Life time:	L80/B10 >50,000 hrs
Installation:	For screw fixing with magnetic mounting plate
Cable length:	160 mm
Supplied with:	1 Light with lead 1 Mounting ring for direct mounting

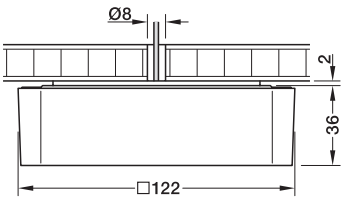

Direct fixing

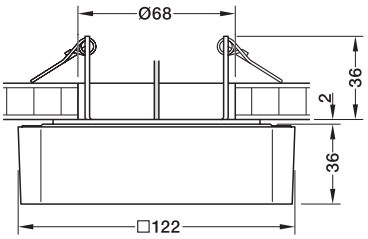

Cavity installation (optional)

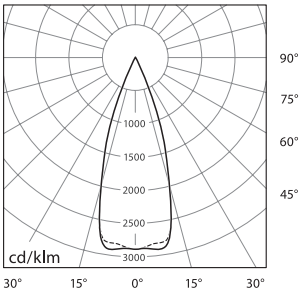

------- C0-C180
—— C90-C270

Beam angle of 40°

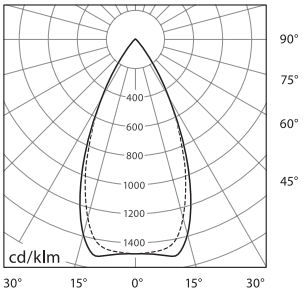

------- C0-C180
—— C90-C270

Beam angle of 80°

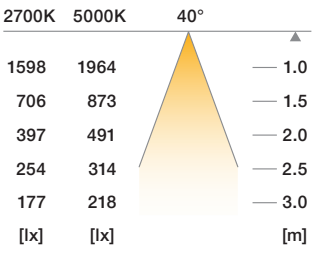

Beam angle 40°

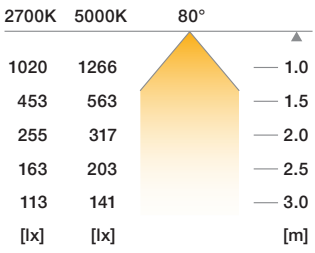

Beam angle 80°

Note
Light distribution and illuminance levels apply to all Q Four Connect variants on the next (page 258).

Tunable white

Colour temperature K	Wattage W	Luminous flux lm	Luminous efficiency lm/W	Beam angle °	Black	White
2700–5000	15.0	550–680	38–45	40	833.67.773	833.67.771
		725–900	50–60	80	833.67.774	833.67.772

Installation reference
Light with permanent magnets for adhesion to mounting ring.
Direct mounting: Mounting ring for screw fixing to surfaces (drilling distance 79 mm) or to cavity box (drilling distance 60 mm).

Note
Programming of wireless control components via app.
Light receives control signals for on/off/dimming/colour change.
Lead length from driver to device max. 10 m.

Order reference
Colour control directly via remote controls from the Connect Mesh product range or smartphone.
Installation of the free Häfele Connect Mesh app required.
Important: Light supplied with voltage via 2-pin cables.
Mounting ring for cavity installation 833.67.779.
Please order separately.

Other versions
You will find the surface mounted variants -X and -XD as additional solutions in the online shop.

Lighting system. Additional components in the Häfele Lighting catalogue.

Lighting
Linear light from page 62
Furniture light from page 208

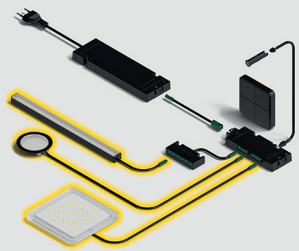

Controlling
Wireless
Sensors from page 318

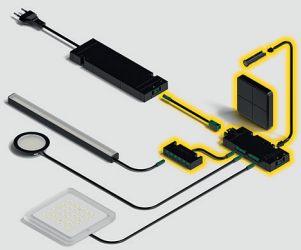

Supplying
Drivers from page 400
Main leads from page 414

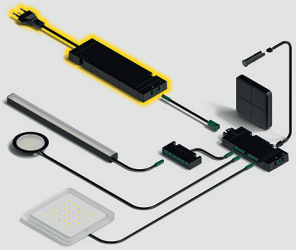

Q Four Connect ceiling lights

Pro

Q Four Connect IN, recess mounted light, 24 V, IP20



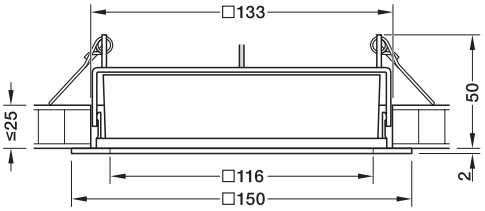

Cavity installation

> Absolute glare-free light
> EasyPairing

Dimmable:	Yes
Area of Application:	Ceiling light, focused light on objects
Housing material:	Plastic
Colour rendering index Ra:	>90
Colour rendering index R9:	>50
Number of LEDs:	16
Life time:	L80/B10 >50,000 hrs
Cable length:	160 mm
Installation:	For clamping
Supplied with:	1 Light with lead 1 Ceiling installation sheet for cavity installation, including cover frame

Note
Light distribution and illuminance levels see Q Four Connect ON (page 256).

Q Four Connect TT, swivelling, surface mounted downlight, 24 V, IP20



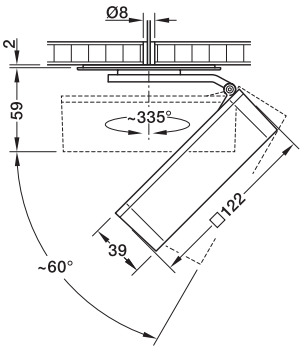

Direct fixing

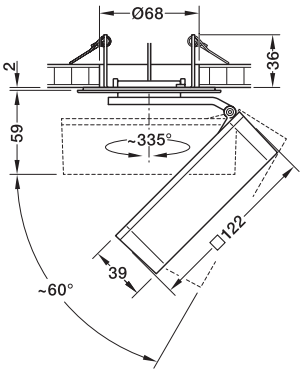

Cavity installation (optional)

> Swivels continuously in all directions, suitable for use as wall accent lighting, among other things
> EasyPairing

Swivelling range of x-axis:	60°
Swivelling range of y-axis:	335°
Installation:	For screw fixing with magnetic mounting plate
Supplied with:	1 Light with lead 1 TT module 1 Mounting ring for direct mounting

Note
Light distribution and illuminance levels see Q Four Connect ON (page 256).

Q Four Connect TT Track, surface mounted downlight, 24 V, IP20, for 3-phase track system



> Swivels continuously in all directions, suitable for use as wall accent lighting, among other things
> EasyPairing

Version:	With integrated power supply
Swivelling range of x-axis:	60°
Swivelling range of y-axis:	335°
Installation:	For plug fitting, For clamping
Supplied with:	1 Light 1 Driver for 3-phase track system

Note
Light distribution and illuminance levels see Q Four Connect ON (page 256).

Tunable white



Colour temperature K	Wattage W	Luminous flux lm	Luminous efficiency lm/W	Beam angle °	Black	White
2700–5000	15.0	550–680	38–45	40	833.67.920	833.67.906
		725–900	50–60	80	833.67.927	833.67.913

Installation reference
Light with permanent magnets for adhesion to ceiling mounting plate with spring clips.
Wall cut-out (W x H) 133 x 133 mm, 100 mm deep.

Order reference
Colour control directly via remote controls from the Connect Mesh product range or smartphone.
Installation of the free Häfele Connect Mesh app required.
Important: Light supplied with voltage via 2-pin cables.
Please order separately.

Tunable white



2700–5000	15.0	550–680	38–45	40	833.67.916	833.67.902
		725–900	50–60	80	833.67.923	833.67.909

Installation reference
Light with permanent magnets for adhesion to mounting ring.
Direct mounting: Mounting ring for screw fixing to surfaces (drilling distance 79 mm) or to cavity box (drilling distance 60 mm).

Order reference
Colour control directly via remote controls from the Connect Mesh product range or smartphone.
Installation of the free Häfele Connect Mesh app required.
Important: Light supplied with voltage via 2-pin cables.
Mounting ring with anti-twist protection for TT, for cavity installation 833.67.780.
Please order separately.

Tunable white



2700–5000	15.0	550–680	38–45	40	833.67.919	833.67.905
		725–900	50–60	80	833.67.926	833.67.912

Installation reference
Customer-provided 3-phase track system required.

Order reference
Colour control directly via remote controls from the Connect Mesh product range or smartphone, please order separately.
Installation of the free Häfele Connect Mesh app required.

Ceiling light Module Q 16 Connect ON

Surface mounted downlight,24 V, IP20

Pro



- > Absolute glare-free light
- > Direct control via Connect Mesh (without distributors)
- > EasyPairing

Dimmable:	Yes
Area of Application:	Ceiling light
Housing material:	Acrylic glass
Colour rendering index Ra:	>90
Number of LEDs:	32
Life time:	L80/B10 >50,000 hrs
Installation:	For screw fixing with magnetic mounting plate
Cable length:	200 mm
Supplied with:	1 Light with lead 1 Mounting ring for direct mounting

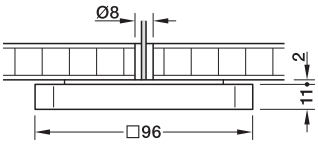

Direct fixing

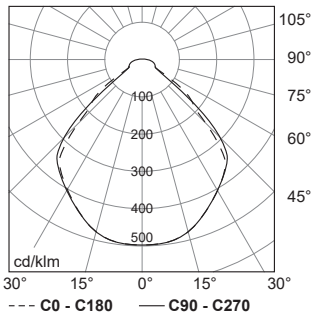

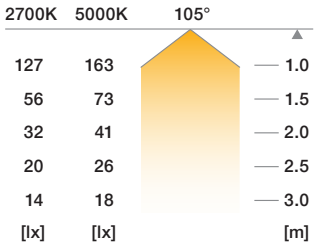

Tunable white

Colour temperature K	Wattage W	Luminous flux lm	Luminous efficiency lm/W	Cat. No.
2700–5000	3.5	265–340	76–97	833.67.760

Installation reference
Light with permanent magnets for adhesion to mounting ring.
Direct mounting: mounting ring for screw fixing to surfaces (drilling distance 60 mm).

Note
Programming of wireless control components via app.
Light receives control signals for on/off/dimming/colour change.
Lead length from driver to device max. 10 m.

Other versions
You will find the surface mounted variants -X and -XD as additional solutions in the online shop.

Lighting system. Additional components in the Häfele Lighting catalogue.

Lighting
Linear light from page 62
Furniture light from page 208

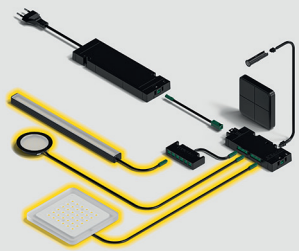

Controlling
Wireless
Sensors from page 318

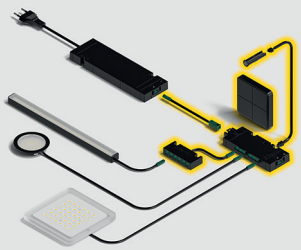

Supplying
Drivers from page 400
Main leads from page 414

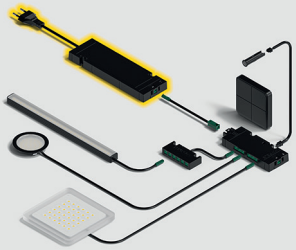

Ceiling light Module Q 36 Connect ON

Surface mounted downlight, 24 V, IP20

Pro



- > Absolute glare-free light
- > Direct control via Connect Mesh (without distributors)
- > EasyPairing

Dimmable:	Yes
Area of Application:	Ceiling light
Housing material:	Acrylic glass
Colour rendering index Ra:	>90
Number of LEDs:	72
Life time:	L80/B10 >50,000 hrs
Installation:	For screw fixing with magnetic mounting plate
Cable length:	200 mm
Supplied with:	1 Light with lead 1 Mounting ring for direct mounting

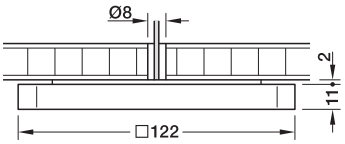

Direct fixing

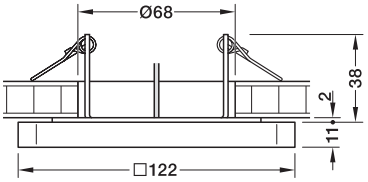

Cavity installation (optional)

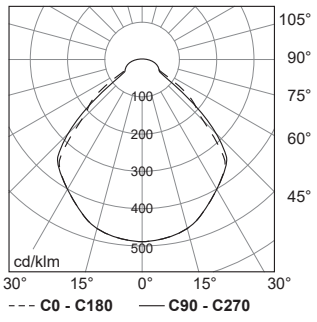

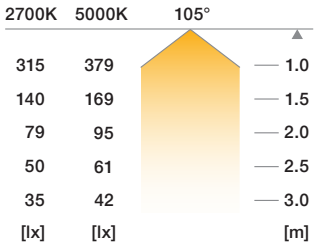

Note
Light distribution and illuminance levels apply to all Q 36 Connect variants on the next (page 264).

Tunable white

Colour temperature K	Wattage W	Luminous flux lm	Luminous efficiency lm/W	Cat. No.
2700–5000	7.5	655–790	87–105	833.67.761

Installation reference
Light with permanent magnets for adhesion to mounting ring.
Direct mounting: mounting ring for screw fixing to surfaces (drilling distance 79 mm)
Cavity installation: mounting ring with spring clips (drill hole Ø 68 mm).

Note
Programming of wireless control components via app.
Light receives control signals for on/off/dimming/colour change.
Lead length from driver to device max. 10 m.

Order reference
Colour control directly via remote controls from the Connect Mesh product range or smartphone.
Installation of the free Häfele Connect Mesh app required.
Important: Light supplied with voltage via 2-pin cables.
Mounting ring for cavity installation 833.67.779.
Please order separately.

Other versions
You will find the surface mounted variants -X and -XD as additional solutions in the online shop.

Lighting system. Additional components in the Häfele Lighting catalogue.

Lighting
Linear light from page 62
Furniture light from page 208

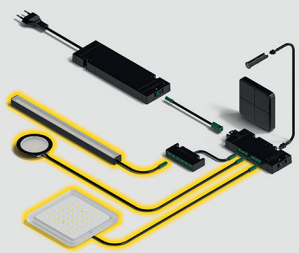

Controlling
Wireless
Sensors from page 318

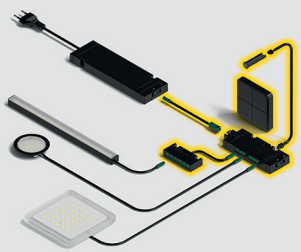

Supplying
Drivers from page 400
Main leads from page 414

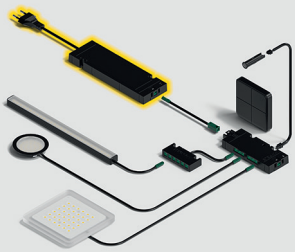

Ceiling lights Module Q 36 Connect

Pro

Module Q 36 Connect TT, swivelling, surface mounted downlight, 24 V, IP20



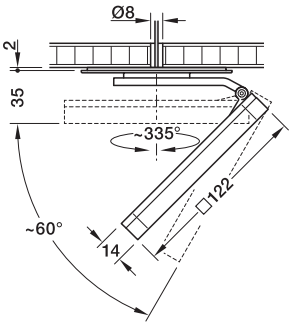

Direct fixing

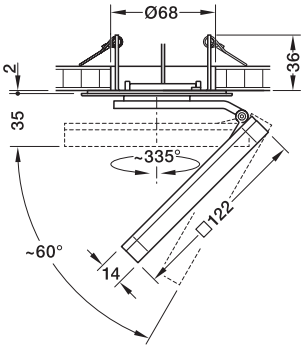

Cavity installation (optional)

> Swivels continuously in all directions, suitable for use as wall accent lighting, among other things
> EasyPairing

Swivelling range of x-axis:	60°
Swivelling range of y-axis:	335°
Installation:	For screw fixing with magnetic mounting plate
Supplied with:	1 Light with lead 1 Ceiling installation sheet for cavity installation, including cover frame

Note
Light distribution and illuminance levels see Q 36 Connect ON (page 262).

Module Q 36 Connect TT Track, surface mounted downlight, 24 V, IP20, for 3-phase track system



> Swivels continuously in all directions, suitable for use as wall accent lighting, among other things
> EasyPairing

Swivelling range of x-axis:	60°
Swivelling range of y-axis:	335°
Installation:	For plug fitting, For glue fixing
Supplied with:	1 Light 1 Driver for 3-phase track system

Note
Light distribution and illuminance levels see Q 36 Connect ON (page 262).

Tunable white

Colour temperature K	Wattage W	Luminous flux lm	Luminous efficiency lm/W	Black	White
2700–5000	7.5	655–790	87–105	833.67.933	833.67.932

Installation reference
Light with permanent magnets for adhesion to mounting ring.
Direct mounting: mounting ring for screw fixing to surfaces (drilling distance 79 mm)
Cavity installation: mounting ring with spring clips (drill hole Ø 68 mm).

Order reference
Colour control directly via remote controls from the Connect Mesh product range or smartphone.
Installation of the free Häfele Connect Mesh app required.
Important: Light supplied with voltage via 2-pin cables.
Mounting ring with anti-twist protection for TT, for cavity installation 833.67.780.
Please order separately.

Tunable white

2700–5000	7.5	655–790	87–105	833.67.939	833.67.938

Installation reference
Customer-provided 3-phase track system required.

Order reference
Colour control directly via remote controls from the Connect Mesh product range or smartphone, please order separately.
Installation of the free Häfele Connect Mesh app required.

Lighting system. Additional components in the Häfele Lighting catalogue.

Lighting
Linear light from page 62
Furniture light from page 208

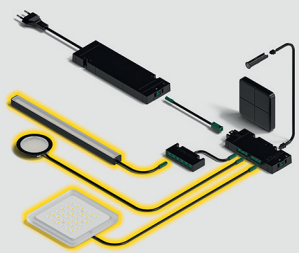

Controlling
Wireless
Sensors from page 318

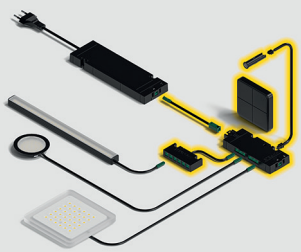

Supplying
Drivers from page 400
Main leads from page 414

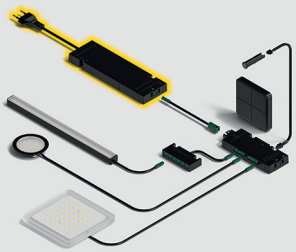

Ceiling light Module Q 49 Connect ON

Surface mounted downlight, 24 V, IP20

Pro



> Absolute glare-free light
> Direct control via Connect Mesh (without distributors)
> EasyPairing

Dimmable:	Yes
Area of Application:	Ceiling light
Housing material:	Acrylic glass
Colour rendering index Ra:	>90
Number of LEDs:	98
Life time:	L80/B10 >50,000 hrs
Installation:	For screw fixing with magnetic mounting plate
Cable length:	200 mm
Supplied with:	1 Light with lead 1 Mounting ring for direct mounting

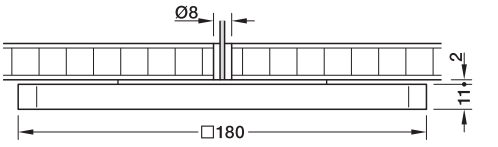

Direct fixing

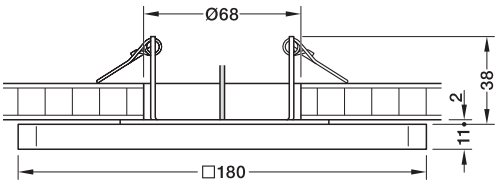

Cavity installation (optional)

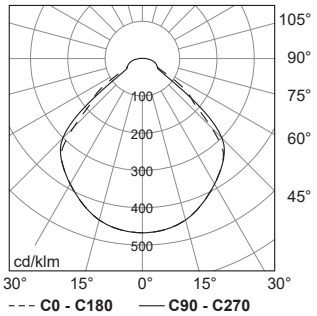

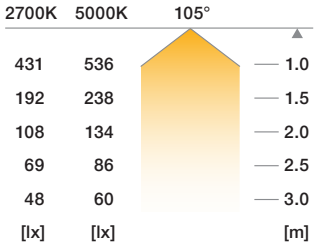

Tunable white

Colour temperature K	Wattage W	Luminous flux lm	Luminous efficiency lm/W	Cat. No.
2700–5000	9.5	870–1080	91–113	833.67.762

Installation reference
Light with permanent magnets for adhesion to mounting ring.
Direct mounting: mounting ring for screw fixing to surfaces (drilling distance 79 mm)
Cavity installation: mounting ring with spring clips (drill hole Ø 68 mm).

Note
Programming of wireless control components via app.
Light receives control signals for on/off/dimming/colour change.
Lead length from driver to device max. 10 m.

Order reference
Colour control directly via remote controls from the Connect Mesh product range or smartphone.
Installation of the free Häfele Connect Mesh app required.
Important: Light supplied with voltage via 2-pin cables.
Mounting ring for cavity installation 833.67.779.
Please order separately.

Other versions
You will find the surface mounted variants -X and -XD as additional solutions in the online shop.

Lighting system. Additional components in the Häfele Lighting catalogue.

Lighting
Linear light from page 62
Furniture light from page 208

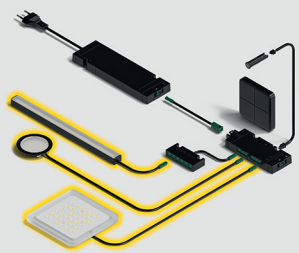

Controlling
Wireless
Sensors from page 318

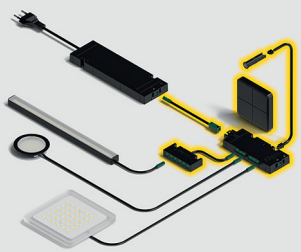

Supplying
Drivers from page 400
Main leads from page 414

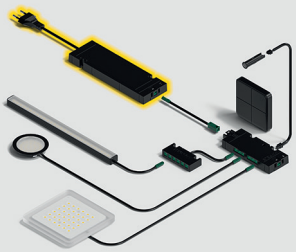

Ceiling light Module Q 64 Connect ON

Surface mounted downlight, 24 V, IP20

Pro



> Absolute glare-free light
> Direct control via Connect Mesh (without distributors)
> EasyPairing

Dimmable:	Yes
Area of Application:	Ceiling light
Housing material:	Acrylic glass
Colour rendering index Ra:	>90
Number of LEDs:	128
Life time:	L80/B10 >50,000 hrs
Installation:	For screw fixing with magnetic mounting plate
Cable length:	200 mm
Supplied with:	1 Light with lead 1 Mounting ring for direct mounting

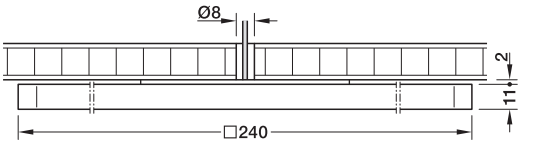

Direct fixing

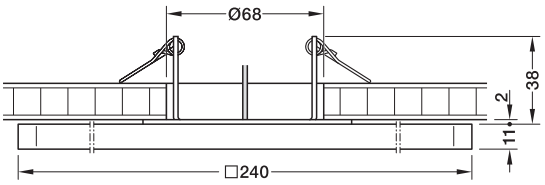

Cavity installation (optional)

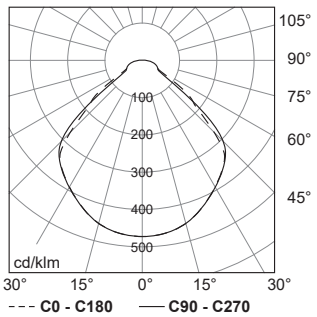

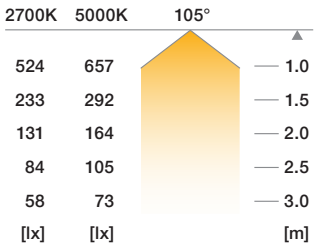

Tunable white

Colour temperature K	Wattage W	Luminous flux lm	Luminous efficiency lm/W	Cat. No.
2700–5000	12.5	1080–1355	86–108	833.67.763

Installation reference
Light with permanent magnets for adhesion to mounting ring.
Direct mounting: mounting ring for screw fixing to surfaces (drilling distance 79 mm)
Cavity installation: mounting ring with spring clips (drill hole Ø 68 mm).

Note
Programming of wireless control components via app.
Light receives control signals for on/off/dimming/colour change.
Lead length from driver to device max. 10 m.

Order reference
Colour control directly via remote controls from the Connect Mesh product range or smartphone.
Installation of the free Häfele Connect Mesh app required.
Important: Light supplied with voltage via 2-pin cables.
Mounting ring for cavity installation 833.67.779.
Please order separately.

Other versions
You will find the surface mounted variants -X and -XD as additional solutions in the online shop.

Lighting system. Additional components in the Häfele Lighting catalogue.

Lighting
Linear light from page 62
Furniture light from page 208

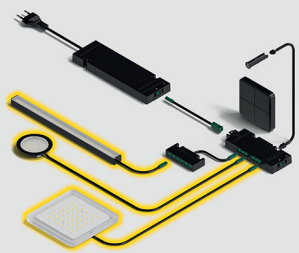

Controlling
Wireless
Sensors from page 318

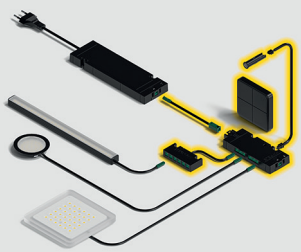

Supplying
Drivers from page 400
Main leads from page 414

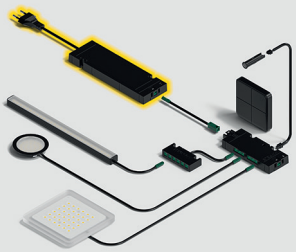

Ceiling light Module Q 100 Connect ON

Surface mounted downlight, 24 V, IP20

Pro



- > Absolute glare-free light
- > Direct control via Connect Mesh (without distributors)
- > EasyPairing

Dimmable:	Yes
Area of Application:	Ceiling light
Housing material:	Acrylic glass
Colour rendering index Ra:	>90
Number of LEDs:	200
Life time:	L80/B10 >50,000 hrs
Degree of protection:	IP20
Installation:	For screw fixing with magnetic mounting plate
Cable length:	200 mm
Supplied with:	1 Light with lead 1 Surface mounted housing 1 Mounting ring for direct mounting

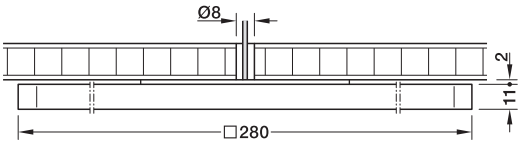

Direct fixing

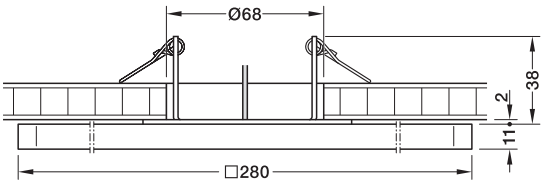

Cavity installation (optional)

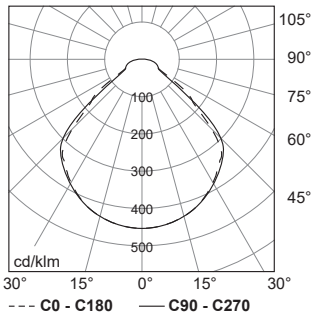

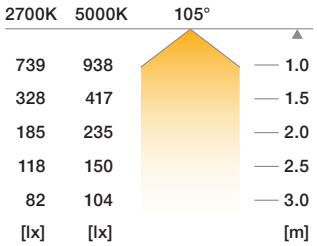

Tunable white

Colour temperature K	Wattage W	Luminous flux lm	Luminous efficiency lm/W	Cat. No.
2700–5000	21.0	1670–2120	93–118	833.67.764

Installation reference
Light with permanent magnets for adhesion to mounting ring.
Direct mounting: mounting ring for screw fixing to surfaces (drilling distance 79 mm)
Cavity installation: mounting ring with spring clips (drill hole Ø 68 mm).

Note
Programming of wireless control components via app.
Light receives control signals for on/off/dimming/colour change.
Lead length from driver to device max. 10 m.

Order reference
Colour control directly via remote controls from the Connect Mesh product range or smartphone.
Installation of the free Häfele Connect Mesh app required.
Important: Light supplied with voltage via 2-pin cables.
Mounting ring for cavity installation 833.67.779.
Please order separately.

Other versions
You will find the surface mounted variants -X and -XD as additional solutions in the online shop.

Lighting system. Additional components in the Häfele Lighting catalogue.

Lighting
Linear light from page 62
Furniture light from page 208

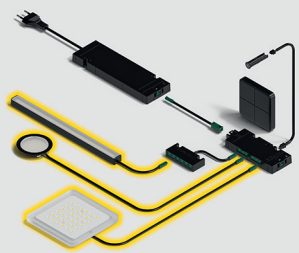

Controlling
Wireless
Sensors from page 318

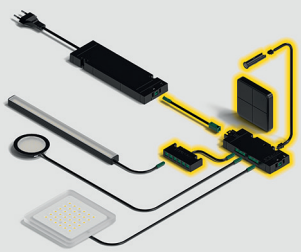

Supplying
Drivers from page 400
Main leads from page 414

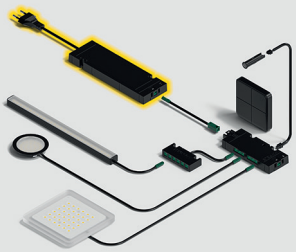

Ceiling light Module Q 16 ON

Surface mounted downlight, 24 V, IP20

Pro



> Absolute glare-free light
> Can be integrated into Connect Mesh control via distributor

Dimmable:	Yes
Area of Application:	Ceiling light
Housing material:	Acrylic glass
Housing colour/finish:	Matt
Colour rendering index Ra:	>90
Colour rendering index R9:	>50
Number of LEDs:	16
Life time:	L80/B10 >50,000 hrs
Installation:	For screw fixing with magnetic mounting plate
Cable length:	200 mm
Supplied with:	1 Light with lead 1 Mounting ring for direct mounting

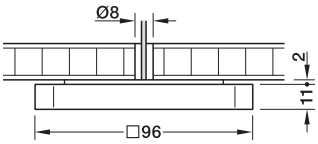

Direct fixing

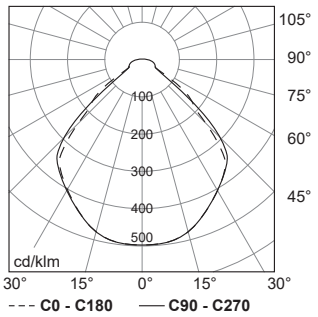

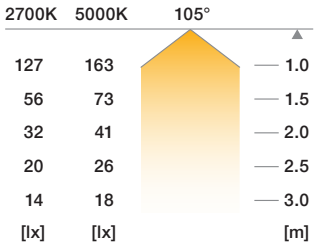

Monochrome

Colour temperature K	Wattage W	Luminous flux lm	Luminous efficiency lm/W	Beam angle °	Cat. No.
2700	2.9	380	131	105	833.68.420
3000		400	138		833.68.421
4000		430	148		833.68.422

Installation reference
Light with permanent magnets for adhesion to mounting ring.
Direct mounting: Mounting ring for screw fixing to surfaces (drilling distance 79 mm) or to cavity box (drilling distance 60 mm).

Other versions
You will find the surface mounted variants -X and -XD as additional solutions in the online shop.

Lighting system. Additional components in the Häfele Lighting catalogue.

Lighting
Linear light from page 62
Furniture light from page 208

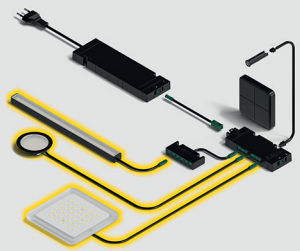

Controlling
Wireless
Sensors from page 318
Actors from page 354

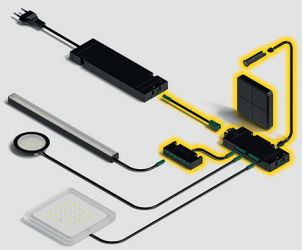

Supplying
Drivers from page 400
Main leads from page 414

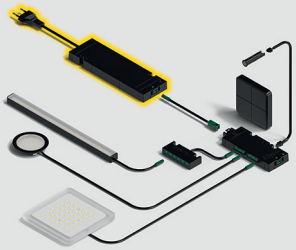

Ceiling light Module Q 36 ON

Surface mounted downlight, 24 V, IP20

Pro



> Absolute glare-free light
> Can be integrated into Connect Mesh control via distributor

Dimmable:	Yes
Area of Application:	Ceiling light
Housing material:	Acrylic glass
Housing colour/finish:	Matt
Diffuser material:	Acrylic
Diffuser colour/finish:	Satin-finished frosted, matt
Colour rendering index Ra:	>90
Colour rendering index R9:	>50
Number of LEDs:	36
Life time:	L80 >50,000 hrs
Installation:	For screw fixing with magnetic mounting plate
Cable length:	200 mm
Supplied with:	1 Light with lead 1 Mounting ring for direct mounting

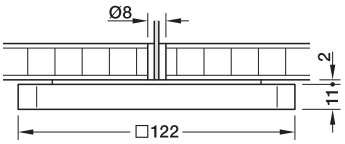

Direct fixing

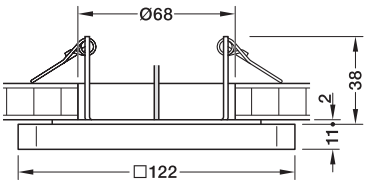

Cavity installation (optional)

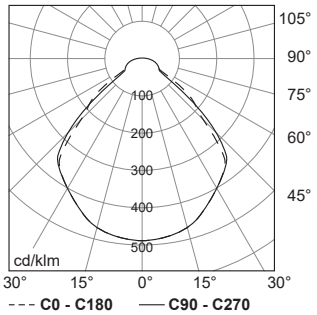

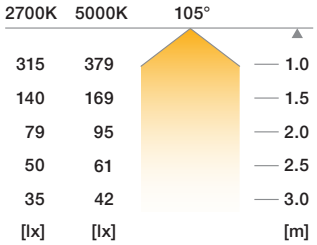

Note
Light distribution and illuminance levels apply to all Q 36 variants on the next (page 276).

Monochrome

Colour temperature K	Wattage W	Luminous flux lm	Luminous efficiency lm/W	Beam angle °	Cat. No.
2700	7.3	840	115	105	833.68.423
3000		870	119		833.68.424
4000		940	129		833.68.425

Installation reference
Light with permanent magnets for adhesion to mounting ring.
Direct mounting: Mounting ring for screw fixing to surfaces (drilling distance 79 mm) or to cavity box (drilling distance 60 mm).

Other versions
You will find the surface mounted variants -X and -XD as additional solutions in the online shop.

Lighting system. Additional components in the Häfele Lighting catalogue.

Lighting
Linear light from page 62
Furniture light from page 208

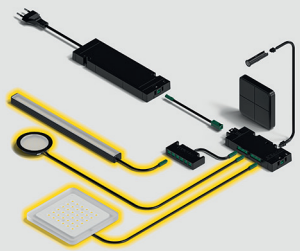

Controlling
Wireless
Sensors from page 318
Actors from page 354

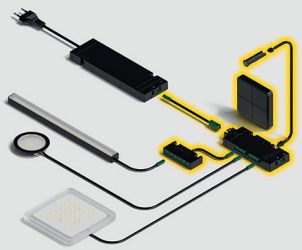

Supplying
Drivers from page 400
Main leads from page 414

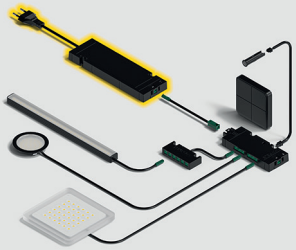

Ceiling lights Module Q 36

Pro

Module Q 36 TT, swivelling, surface mounted downlight, 24 V, IP20



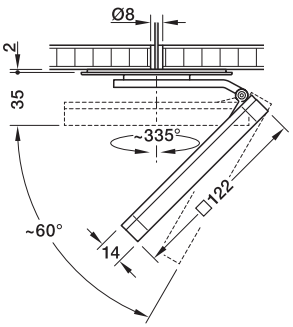

Direct fixing

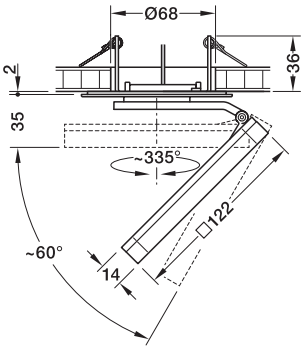

Cavity installation (optional)

> Completely glare-free light, continuously swivelling in all directions, suitable for use as wall and accent lighting, among other things
> Can be integrated into Connect Mesh control via distributor

Swivelling range of x-axis:	60°
Swivelling range of y-axis:	335°
Installation:	For screw fixing with magnetic mounting plate
Supplied with:	1 Light with lead 1 Ceiling installation sheet for cavity installation, including cover frame

Note
Light distribution and illuminance levels see Q 36 ON (page 274).

Module Q 36 TT Track, surface mounted downlight, 24 V, IP20, for 3-phase track system



> Completely glare-free light, continuously swivelling in all directions, suitable for use as wall and accent lighting, among other things
> Can be integrated into Connect Mesh control via distributor

Swivelling range of x-axis:	60°
Swivelling range of y-axis:	335°
Installation:	For plug fitting, For glue fixing
Supplied with:	1 Light 1 Driver for 3-phase track system

Note
Light distribution and illuminance levels see Q 36 ON (page 274).

Monochrome

Colour temperature K	Wattage W	Luminous flux lm	Luminous efficiency lm/W	Beam angle °	White, powder coated, matt	Black, powder coated, matt
2700	7.3	840	115	105	833.69.027	833.69.028
3000		870	119		833.69.029	833.69.030
4000		940	129		833.69.031	833.69.032

Installation reference
Light with permanent magnets for adhesion to mounting ring.
Direct mounting: Mounting ring for screw fixing to surfaces (drilling distance 79 mm) or to cavity box (drilling distance 60 mm).

Order reference
Mounting ring for cavity installation 833.67.780. please order separately.

Monochrome

					White, matt	Matt black
2700	8.6	840	98	105	833.69.057	833.69.058
3000		870	101		833.69.059	833.69.060
4000		940	109		833.69.061	833.69.062

Installation reference
Light with permanent magnets for adhesion to mounting ring.
Direct mounting: Mounting ring for screw fixing to surfaces (drilling distance 79 mm) or to cavity box (drilling distance 60 mm).

Lighting system. Additional components in the Häfele Lighting catalogue.

Lighting
Linear light from page 62
Furniture light from page 208

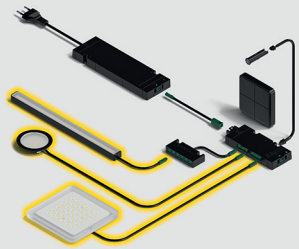

Controlling
Wireless
Sensors from page 318
Actors from page 354

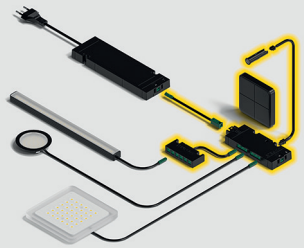

Supplying
Drivers from page 400
Main leads from page 414

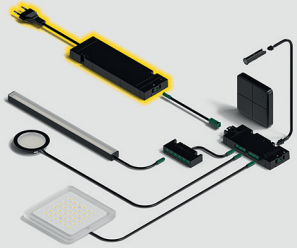

Ceiling light Module Q 49 ON

Surface mounted downlight, 24 V, IP20

Pro



> Absolute glare-free light
> Can be integrated into Connect Mesh control via distributor

Dimmable:	Yes
Area of Application:	Ceiling light
Housing material:	Acrylic glass
Housing colour/finish:	Matt
Colour rendering index Ra:	>90
Colour rendering index R9:	>50
Number of LEDs:	49
Life time:	L80/B10 >50,000 hrs
Installation:	For screw fixing with magnetic mounting plate
Cable length:	200 mm
Supplied with:	1 Light with lead 1 Mounting ring for direct mounting

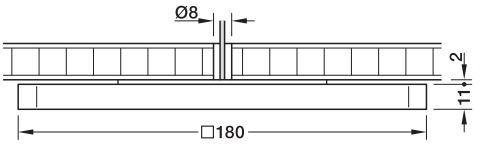

Direct fixing

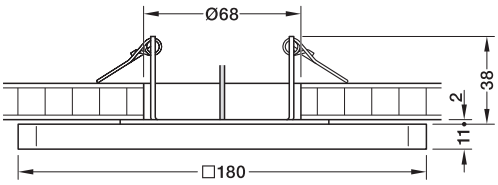

Cavity installation (optional)

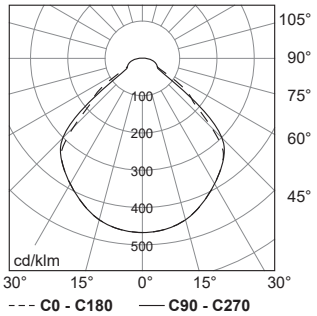

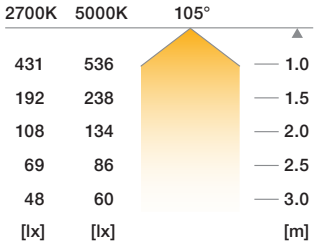

Monochrome

Colour temperature K	Wattage W	Luminous flux lm	Luminous efficiency lm/W	Beam angle °	Cat. No.
2700	10.0	1100	110	105	833.68.426
3000		1150	115		833.68.427
4000		1240	124		833.68.428

Installation reference
Light with permanent magnets for adhesion to mounting ring.
Direct mounting: Mounting ring for screw fixing to surfaces (drilling distance 79 mm) or to cavity box (drilling distance 60 mm).

Order reference
Mounting ring for cavity installation 833.67.779. please order separately.

Other versions:
You will find the surface mounted variants -X and -XD as additional solutions in the online shop.

Lighting system. Additional components in the Häfele Lighting catalogue.

Lighting
Linear light from page 62
Furniture light from page 208

Controlling
Wireless
Sensors from page 318
Actors from page 354

Supplying
Drivers from page 400
Main leads from page 414

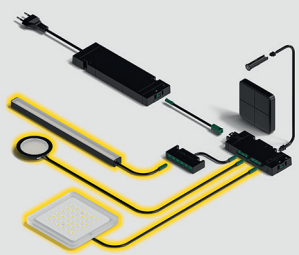

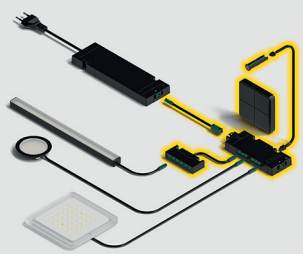

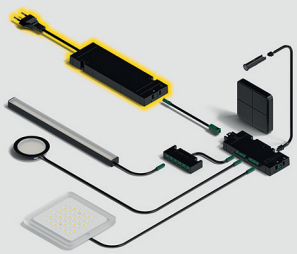

Ceiling light Module Q 64 ON

Surface mounted downlight, 24 V, IP20

Pro



> Absolute glare-free light
> Can be integrated into Connect Mesh control via distributor

Dimmable:	Yes
Area of Application:	Ceiling light
Version:	With integrated power supply
Housing material:	Acrylic glass
Housing colour/finish:	Matt
Colour rendering index Ra:	>90
Colour rendering index R9:	>50
Number of LEDs:	64
Life time:	L80/B10 >50,000 hrs
Installation:	For screw fixing with magnetic mounting plate
Cable length:	200 mm
Supplied with:	1 Light with lead 1 Surface mounted housing 1 Mounting ring for direct mounting

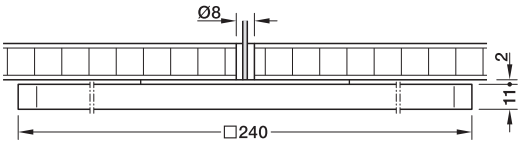

Direct fixing

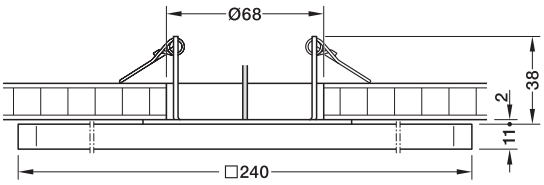

Cavity installation (optional)

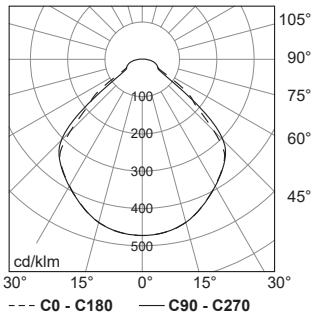

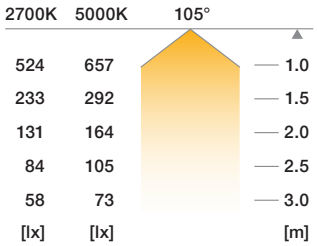

Monochrome

Colour temperature K	Wattage W	Luminous flux lm	Luminous efficiency lm/W	Beam angle °	Cat. No.
2700	11.5	1490	130	105	833.68.429
3000		1550	135		833.68.430
4000		1670	145		833.68.431

Installation reference
Light with permanent magnets for adhesion to mounting ring.
Direct mounting: Mounting ring for screw fixing to surfaces (drilling distance 79 mm) or to cavity box (drilling distance 60 mm).

Order reference
Mounting ring for cavity installation 833.67.779. please order separately.

Other versions
You will find the surface mounted variants -X and -XD as additional solutions in the online shop.

Lighting system. Additional components in the Häfele Lighting catalogue.

Lighting
Linear light from page 62
Furniture light from page 208

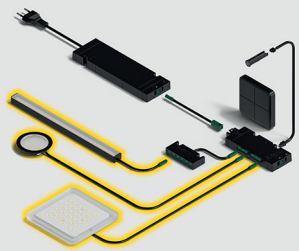

Controlling
Wireless
Sensors from page 318
Actors from page 354

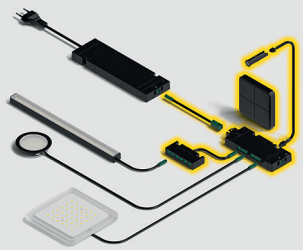

Supplying
Drivers from page 400
Main leads from page 414

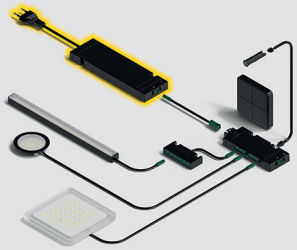

Ceiling light Module Q 100 ON

Surface mounted downlight, 24 V, IP20

Pro



> Absolute glare-free light
> Can be integrated into Connect Mesh control via distributor

Dimmable:	Yes
Area of Application:	Ceiling light
Housing material:	Acrylic glass
Housing colour/finish:	Matt
Colour rendering index Ra:	>90
Colour rendering index R9:	>50
Number of LEDs:	100
Life time:	L80/B10 >50,000 hrs
Installation:	For screw fixing with magnetic mounting plate
Cable length:	200 mm
Supplied with:	1 Light with lead 1 Surface mounted housing 1 Mounting ring for direct mounting

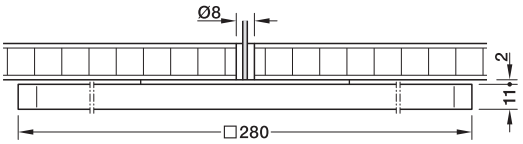

Direct fixing

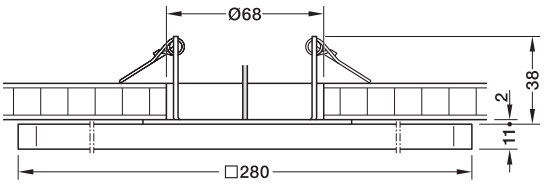

Cavity installation (optional)

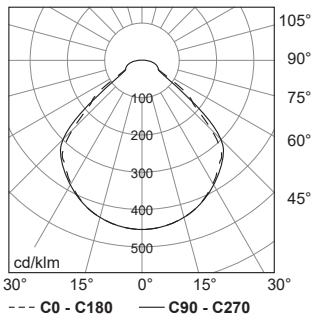

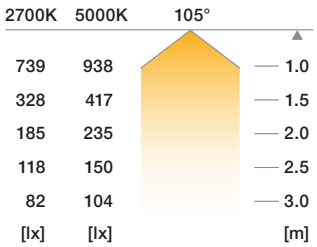

Monochrome

Colour temperature K	Wattage W	Luminous flux lm	Luminous efficiency lm/W	Beam angle °	Cat. No.
2700	18.5	2260	122	105	833.68.432
3000		2350	127		833.68.433
4000		2540	137		833.68.434

Installation reference
Light with permanent magnets for adhesion to mounting ring.
Direct mounting: Mounting ring for screw fixing to surfaces (drilling distance 79 mm) or to cavity box (drilling distance 60 mm).

Order reference
Mounting ring for cavity installation 833.67.779. please order separately.

Other versions
You will find the surface mounted variants -X and -XD as additional solutions in the online shop.

Lighting system. Additional components in the Häfele Lighting catalogue.

Lighting
Linear light from page 62
Furniture light from page 208

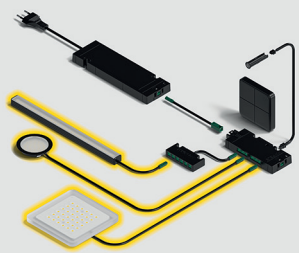

Controlling
Wireless
Sensors from page 318
Actors from page 354

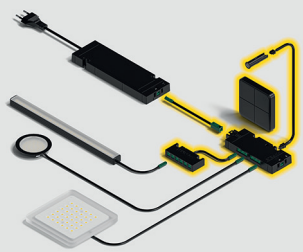

Supplying
Drivers from page 400
Main leads from page 414

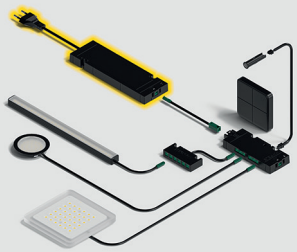

Cubic 16 Connect ON ceiling light
Surface mounted downlight, 24 V, IP20

Pro



- > Absolute glare-free light
- > Direct control via Connect Mesh (without distributors)
- > EasyPairing

Dimmable:	Yes
Area of Application:	Ceiling light
Housing material:	Acrylic glass
Colour rendering index Ra:	>90
Number of LEDs:	32
Life time:	L80/B10 >50,000 hrs
Installation:	For screw fixing with magnetic mounting plate
Cable length:	200 mm
Supplied with:	1 Light with lead 1 Mounting ring for direct mounting

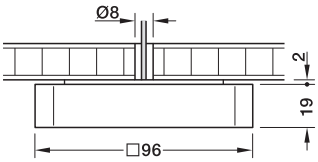

Direct fixing

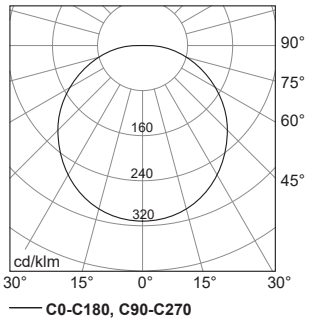

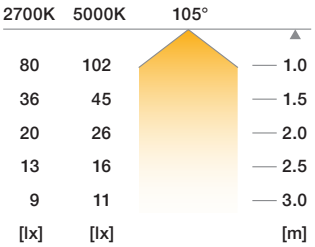

Tunable white

Colour temperature K	Wattage W	Luminous flux lm	Luminous efficiency lm/W	Cat. No.
2700–5000	3.5	220–280	63–80	833.67.765

Installation reference
Light with permanent magnets for adhesion to mounting ring.
Mounting ring for screw fixing to surfaces (drilling distance 79 mm).

Note
Programming of wireless control components via app.
Light receives control signals for on/off/dimming/colour change.
Lead length from driver to device max. 10 m.

Order reference
Colour control directly via remote controls from the Connect Mesh product range or smartphone.
Installation of the free Häfele Connect Mesh app required.
Important: Light supplied with voltage via 2-pin cables.
Please order separately.

Other versions
You will find the surface mounted variants -X and -XD as additional solutions in the online shop.

Lighting system. Additional components in the Häfele Lighting catalogue.

Lighting
Linear light from page 62
Furniture light from page 208

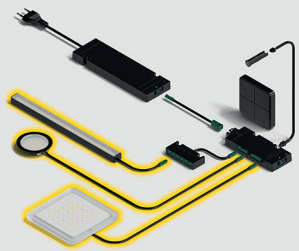

Controlling
Wireless
Sensors from page 318

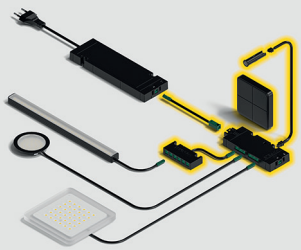

Supplying
Drivers from page 400
Main leads from page 414

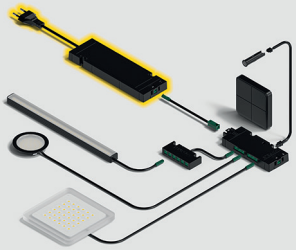

Cubic 36 Connect ON ceiling lights
Surface mounted downlight, 24 V, IP20

Pro



> Absolute glare-free light
> Direct control via Connect Mesh (without distributors)
> EasyPairing

Dimmable:	Yes
Area of Application:	Ceiling light
Housing material:	Acrylic glass
Colour rendering index Ra:	>90
Number of LEDs:	72
Life time:	L80/B10 >50,000 hrs
Installation:	For screw fixing with magnetic mounting plate
Cable length:	200 mm
Supplied with:	1 Light with lead 1 Mounting ring for direct mounting

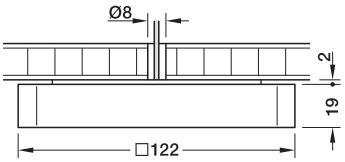

Direct fixing

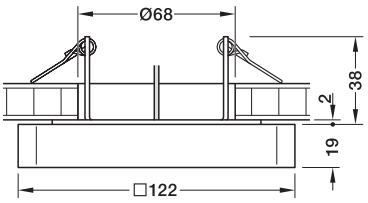

Cavity installation (optional)

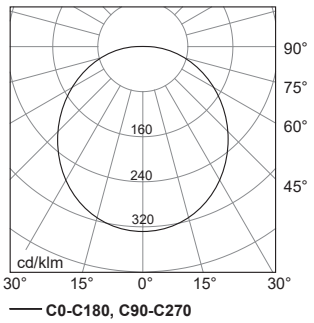

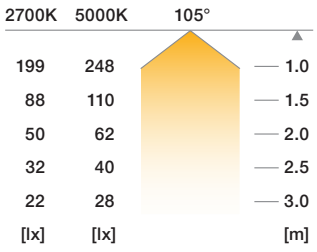

Tunable white

Colour temperature K	Wattage W	Luminous flux lm	Luminous efficiency lm/W	Cat. No.
2700–5000	7.5	555–690	74–92	833.67.766

Installation reference
Light with permanent magnets for adhesion to mounting ring.
Direct mounting: mounting ring for screw fixing to surfaces (drilling distance 79 mm)
Cavity installation: mounting ring with spring clips (drill hole Ø 68 mm).

Note
Programming of wireless control components via app.
Light receives control signals for on/off/dimming/colour change.
Lead length from driver to device max. 10 m.

Order reference
Colour control directly via remote controls from the Connect Mesh product range or smartphone.
Installation of the free Häfele Connect Mesh app required.
Important: Light supplied with voltage via 2-pin cables.
Please order separately.

Other versions
You will find the surface mounted variants -X and -XD as additional solutions in the online shop.

Lighting system. Additional components in the Häfele Lighting catalogue.

Lighting
Linear light from page 62
Furniture light from page 208

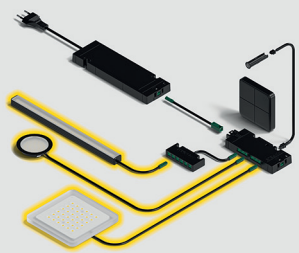

Controlling
Wireless
Sensors from page 318

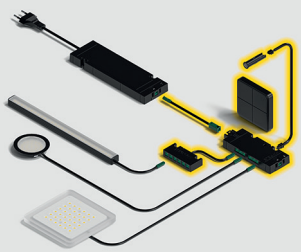

Supplying
Drivers from page 400
Main leads from page 414

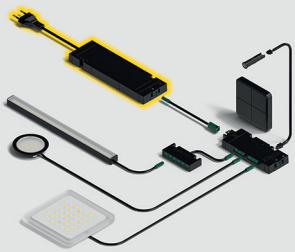

Cubic 49 Connect ON ceiling light
Surface mounted downlight, 24 V, IP20

Pro



- > Absolute glare-free light
- > Direct control via Connect Mesh (without distributors)
- > EasyPairing

Dimmable:	Yes
Area of Application:	Ceiling light
Housing material:	Acrylic glass
Colour rendering index Ra:	>90
Number of LEDs:	98
Life time:	L80/B10 >50,000 hrs
Installation:	For screw fixing with magnetic mounting plate
Cable length:	200 mm
Supplied with:	1 Light with lead

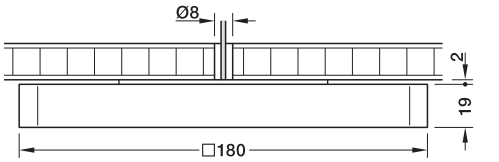

Direct fixing

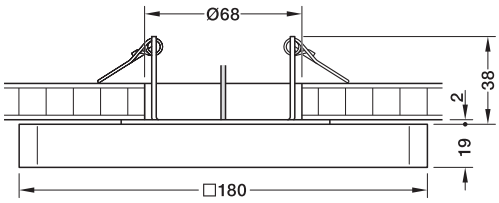

Cavity installation (optional)

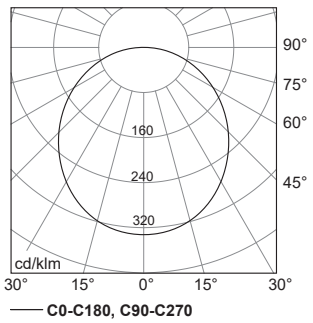

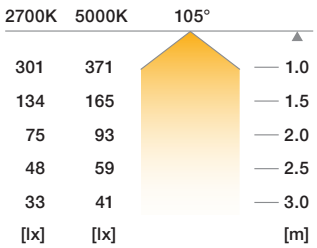

Tunable white

Colour temperature K	Wattage W	Luminous flux lm	Luminous efficiency lm/W	Cat. No.
2700–5000	9.5	790–975	83–102	833.67.767

Installation reference
Light with permanent magnets for adhesion to mounting ring.
Direct mounting: mounting ring for screw fixing to surfaces (drilling distance 79 mm)
Cavity installation: mounting ring with spring clips (drill hole Ø 68 mm).

Note
Programming of wireless control components via app.
Light receives control signals for on/off/dimming/colour change.
Lead length from driver to device max. 10 m.

Order reference
Colour control directly via remote controls from the Connect Mesh product range or smartphone.
Installation of the free Häfele Connect Mesh app required.
Important: Light supplied with voltage via 2-pin cables.
Mounting ring for cavity installation 833.67.779.
Please order separately.

Other versions
You will find the surface mounted variants -X and -XD as additional solutions in the online shop.

Lighting system. Additional components in the Häfele Lighting catalogue.

Lighting
Linear light from page 62
Furniture light from page 208

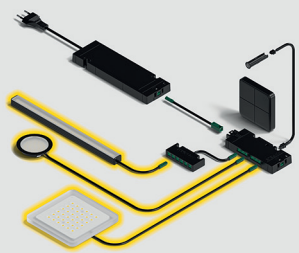

Controlling
Wireless
Sensors from page 318

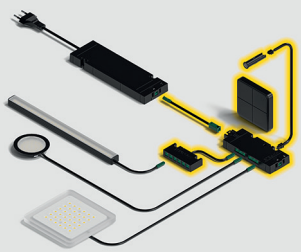

Supplying
Drivers from page 400
Main leads from page 414

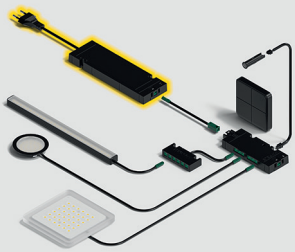

Cubic 64 Connect ON ceiling light
Surface mounted downlight, 24 V, IP20

Pro



> Absolute glare-free light
> Direct control via Connect Mesh (without distributors)
> EasyPairing

Dimmable:	Yes
Area of Application:	Ceiling light
Housing material:	Acrylic glass
Colour rendering index Ra:	>90
Number of LEDs:	128
Life time:	L80/B10 >50,000 hrs
Installation:	For screw fixing with magnetic mounting plate
Cable length:	200 mm
Supplied with:	1 Light with lead 1 Mounting ring for direct mounting

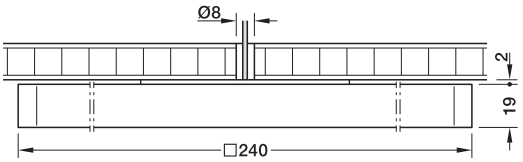

Direct fixing

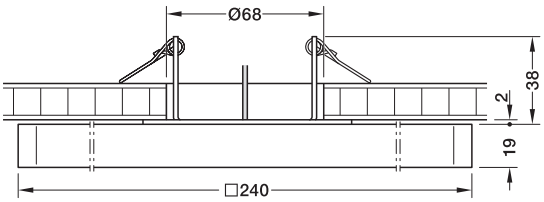

Cavity installation (optional)

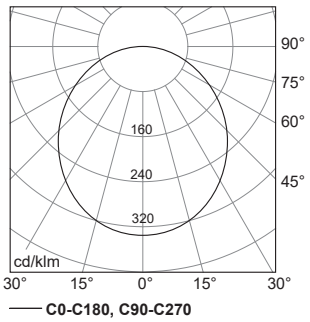

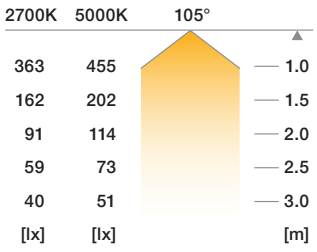

Tunable white

Colour temperature K	Wattage W	Luminous flux lm	Luminous efficiency lm/W	Cat. No.
2700–5000	12.5	975–1220	78–97	833.67.768

Installation reference
Light with permanent magnets for adhesion to mounting ring.
Direct mounting: mounting ring for screw fixing to surfaces (drilling distance 79 mm)
Cavity installation: mounting ring with spring clips (drill hole Ø 68 mm).

Note
Programming of wireless control components via app.
Light receives control signals for on/off/dimming/colour change.
Lead length from driver to device max. 10 m.

Lighting system. Additional components in the Häfele Lighting catalogue.

Lighting
Linear light from page 62
Furniture light from page 208

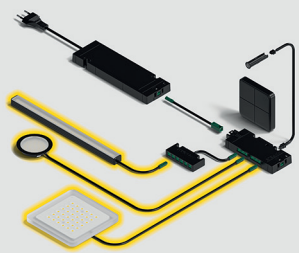

Controlling
Wireless
Sensors from page 318

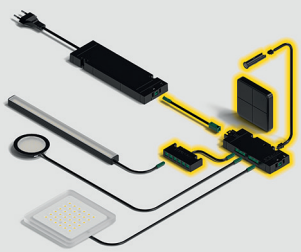

Supplying
Drivers from page 400
Main leads from page 414

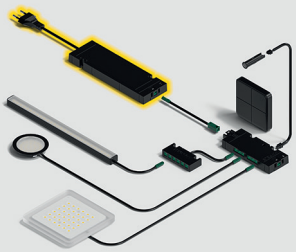

Cubic 16 ON ceiling light

Surface mounted downlight, 24 V, IP20

Pro A↑G F



> Absolute glare-free light
> Can be integrated into Connect Mesh control via distributor

Dimmable:	Yes
Area of Application:	Ceiling light
Housing material:	Acrylic glass
Housing colour/finish:	Matt
Colour rendering index Ra:	>90
Colour rendering index R9:	>50
Number of LEDs:	16
Life time:	L80/B10 >50,000 hrs
Installation:	For screw fixing with magnetic mounting plate
Cable length:	200 mm
Supplied with:	1 Light with lead 1 Mounting ring for direct mounting

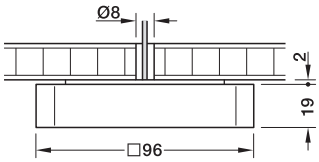

Direct fixing

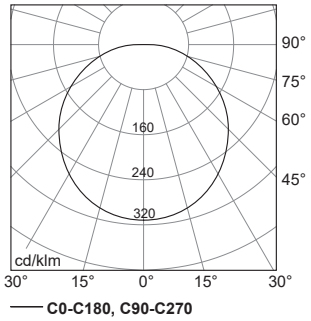

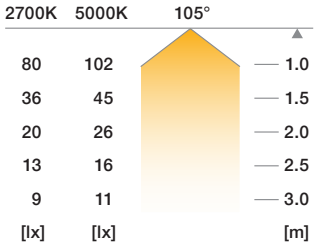

Monochrome

Colour temperature K	Wattage W	Luminous flux lm	Luminous efficiency lm/W	Beam angle °	Cat. No.
2700	2.9	360	124	105	833.68.435
3000		380	131		833.68.436
4000		410	141		833.68.437

Installation reference
Light with permanent magnets for adhesion to mounting ring.
Direct mounting: Mounting ring for screw fixing to surfaces (drilling distance 79 mm) or to cavity box (drilling distance 60 mm).

Other versions
You will find the surface mounted variants -X and -XD as additional solutions in the online shop.

Lighting system. Additional components in the Häfele Lighting catalogue.

Lighting
Linear light from page 62
Furniture light from page 208

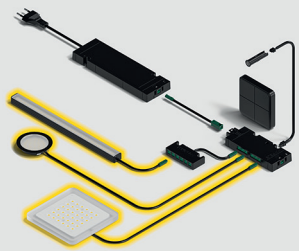

Controlling
Wireless
Sensors from page 318
Actors from page 354

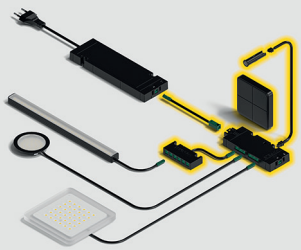

Supplying
Drivers from page 400
Main leads from page 414

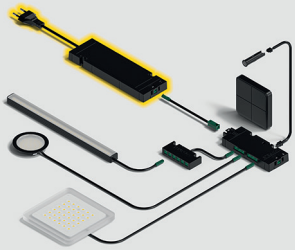

Cubic 36 ON ceiling light

Surface mounted downlight, 24 V, IP20

Pro



> Absolute glare-free light
> Can be integrated into Connect Mesh control via distributor

Dimmable:	Yes
Area of Application:	Ceiling light
Housing material:	Acrylic glass
Housing colour/finish:	Matt
Diffuser material:	Acrylic
Diffuser colour/finish:	Satin-finished frosted, matt
Colour rendering index Ra:	>90
Colour rendering index R9:	>50
Number of LEDs:	36
Life time:	L80/B10 >50,000 hrs
Installation:	For screw fixing with magnetic mounting plate
Cable length:	200 mm
Supplied with:	1 Light with lead 1 Mounting ring for direct mounting

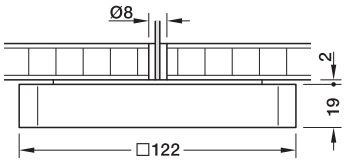

Direct fixing

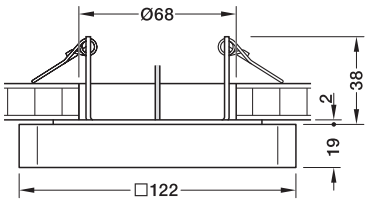

Cavity installation (optional)

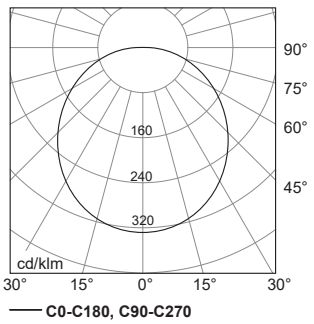

C0-C180, C90-C270

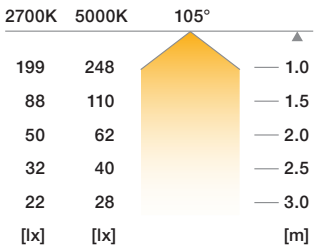

Monochrome

Colour temperature K	Wattage W	Luminous flux lm	Luminous efficiency lm/W	Beam angle °	Cat. No.
2700	7.3	800	110	105	833.68.438
3000		830	114		833.68.439
4000		900	123		833.68.440

Installation reference
Light with permanent magnets for adhesion to mounting ring.
Direct mounting: Mounting ring for screw fixing to surfaces (drilling distance 79 mm) or to cavity box (drilling distance 60 mm).

Order reference
Mounting ring for cavity installation 833.67.779. please order separately.

Other versions
You will find the surface mounted variants -X and -XD as additional solutions in the online shop.

Lighting system. Additional components in the Häfele Lighting catalogue.

Lighting
Linear light from page 62
Furniture light from page 208

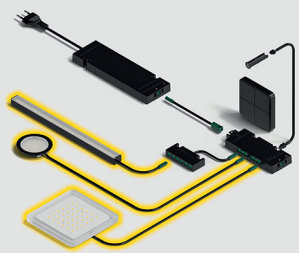

Controlling
Wireless
Sensors from page 318
Actors from page 354

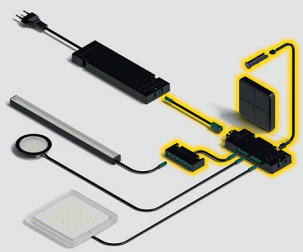

Supplying
Drivers from page 400
Main leads from page 414

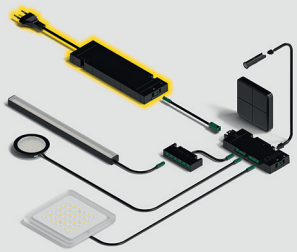

Cubic 49 ON ceiling light

Surface mounted downlight, 24 V, IP20

Pro



> Absolute glare-free light
> Can be integrated into Connect Mesh control via distributor

Dimmable:	Yes
Area of Application:	Ceiling light
Housing material:	Acrylic glass
Housing colour/finish:	Matt
Colour rendering index Ra:	>90
Colour rendering index R9:	>50
Number of LEDs:	49
Life time:	L80/B10 >50,000 hrs
Installation:	For screw fixing with magnetic mounting plate
Cable length:	200 mm
Supplied with:	1 Light with lead 1 Mounting ring for direct mounting

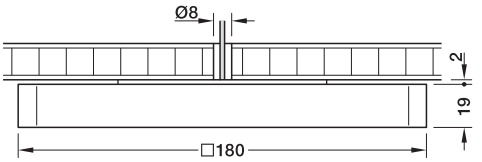

Direct fixing

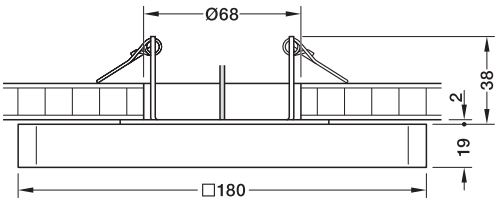

Cavity installation (optional)

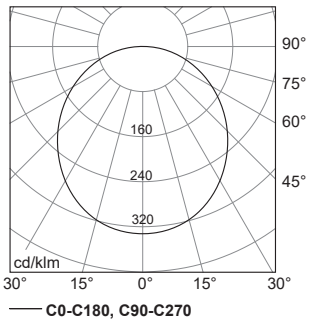

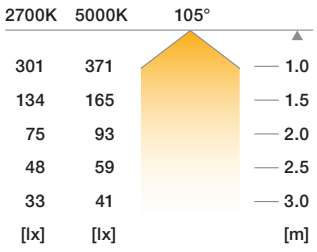

Monochrome

Colour temperature K	Wattage W	Luminous flux lm	Luminous efficiency lm/W	Beam angle °	Cat. No.
2700	10.0	1100	110	105	833.68.441
3000		1150	115		833.68.442
4000		1240	124		833.68.443

Installation reference
Light with permanent magnets for adhesion to mounting ring.
Direct mounting: Mounting ring for screw fixing to surfaces (drilling distance 79 mm) or to cavity box (drilling distance 60 mm).

Order reference
Mounting ring for cavity installation 833.67.779. please order separately.

Other versions
You will find the surface mounted variants -X and -XD as additional solutions in the online shop.

Lighting system. Additional components in the Häfele Lighting catalogue.

Lighting
Linear light from page 62
Furniture light from page 208

Controlling
Wireless
Sensors from page 318
Actors from page 354

Supplying
Drivers from page 400
Main leads from page 414

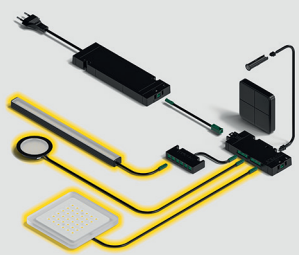

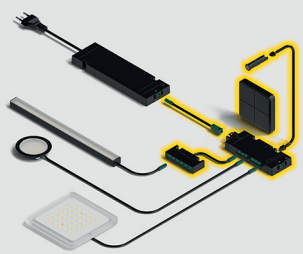

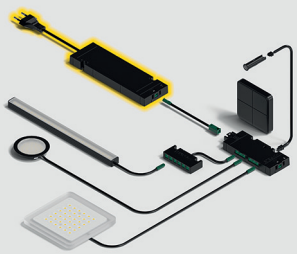

Cubic 64 ON ceiling light

Surface mounted downlight, 24 V, IP20

Pro



> Absolute glare-free light
> Can be integrated into Connect Mesh control via distributor

Dimmable:	Yes
Area of Application:	Ceiling light
Housing material:	Acrylic glass
Housing colour/finish:	Matt
Colour rendering index Ra:	>90
Colour rendering index R9:	>50
Number of LEDs:	64
Life time:	L80/B10 >50,000 hrs
Installation:	For screw fixing with magnetic mounting plate
Cable length:	200 mm
Supplied with:	1 Light with lead 1 Mounting ring for direct mounting

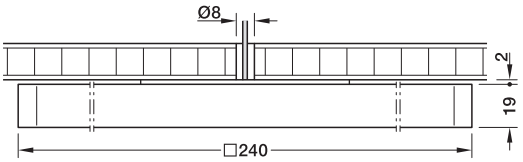

Direct fixing

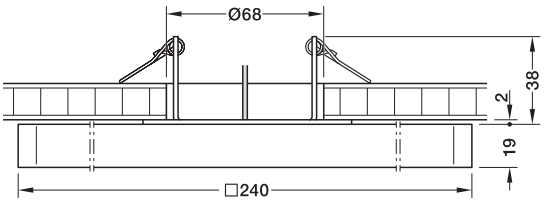

Cavity installation (optional)

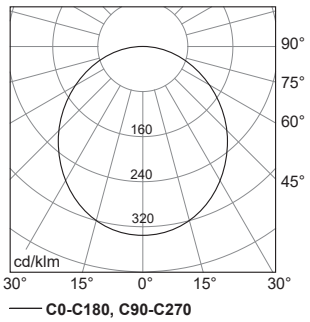

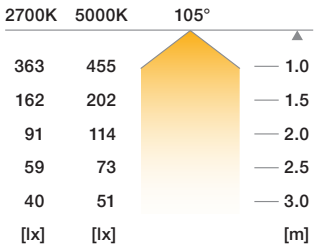

Monochrome

Colour temperature K	Wattage W	Luminous flux lm	Luminous efficiency lm/W	Beam angle °	Cat. No.
2700	11.5	1420	123	105	833.68.444
3000		1480	129		833.68.445
4000		1600	139		833.68.446

Installation reference
Light with permanent magnets for adhesion to mounting ring.
Direct mounting: Mounting ring for screw fixing to surfaces (drilling distance 79 mm) or to cavity box (drilling distance 60 mm).

Order reference
Mounting ring for cavity installation 833.67.779. please order separately.

Other versions
You will find the surface mounted variants -X and -XD as additional solutions in the online shop.

Lighting system. Additional components in the Häfele Lighting catalogue.

Lighting
Linear light from page 62
Furniture light from page 208

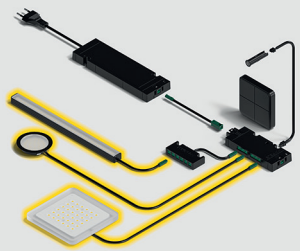

Controlling
Wireless
Sensors from page 318
Actors from page 354

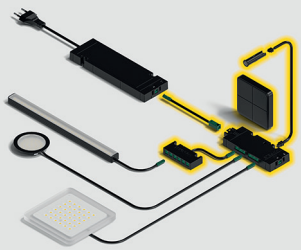

Supplying
Drivers from page 400
Main leads from page 414

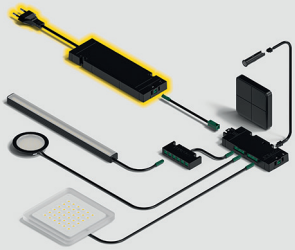

Zen Connect wall light

Wall light close to floor, 24 V, IP20

Pro



Zen Connect ON

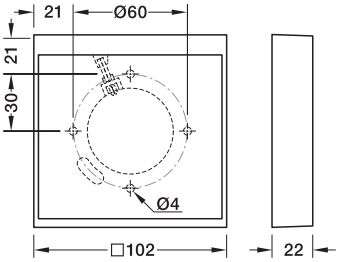

> Direct control via Connect Mesh (without distributors)
> EasyPairing

Dimmable:	Yes
Area of Application:	Orientation light close to the floor, e.g. in corridors, stairwells
Housing material:	Plastic
Dimensions (W x H x D):	102 x 102 x 22 mm
Colour rendering index Ra:	>90
Number of LEDs:	28
Life time:	L80/B10 >50,000 hrs
Installation:	For screw fixing/For clamping
Cable length:	40 mm
Supplied with:	1 Light with lead 1 Cover frame



Zen Connect IN

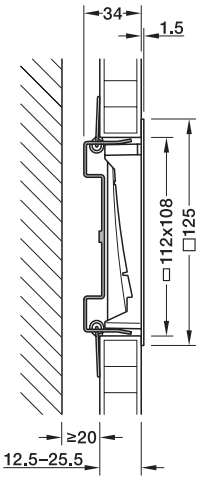

Cavity installation

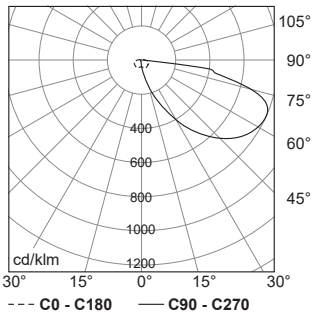

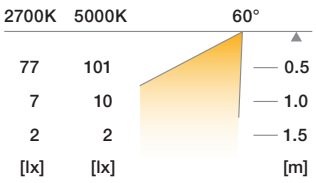

Tunable white

Colour temperature K	Wattage W	Luminous flux lm	Luminous efficiency lm/W	White	Black
Zen Connect ON					
2700–5000	1.7	105–135	62–79	833.67.994	–
		70–100	41–59	–	833.67.995

Installation reference
Light is pre-drilled for fitting to cavity wall box or flush-mounted box 68 mm.
Fitting to hollow wall without box is possible.
Fixing material is required on site.

Tunable white

Zen Connect IN					
2700–5000	1.7	105–135	62–79	833.67.996	–
		70–100	41–59	–	833.67.997

Installation reference
Wall cut-out 108 x 112 mm, wall thickness 12.5–25.5 mm, cavity behind wall min. 20 mm

Note
Programming of wireless control components via app.
Light receives control signals for on/off/dimming/colour change.
Lead length from driver to device max. 10 m.

Order reference
Colour control directly via remote controls from the Connect Mesh product range or smartphone.
Installation of the free Häfele Connect Mesh app required.
Important: Light supplied with voltage via 2-pin cables.
Please order separately.

Other versions
You will find the surface mounted variants -X and -XD as additional solutions in the online shop.

Lighting system. Additional components in the Häfele Lighting catalogue.

Lighting
Linear light from page 62
Furniture light from page 208

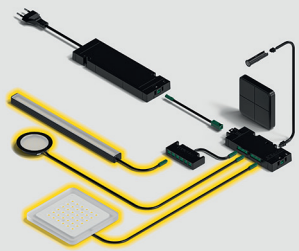

Controlling
Wireless
Sensors from page 318

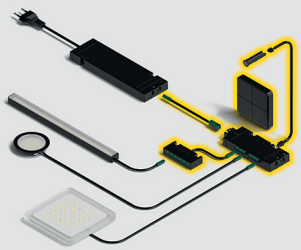

Supplying
Drivers from page 400
Main leads from page 414

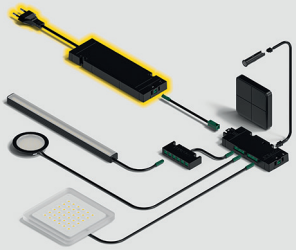

Zen wall light

Wall light close to floor, 24 V, IP20

Pro



Zen ON

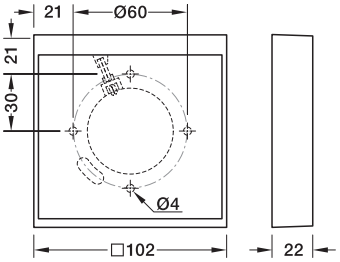

> Can be integrated into Connect Mesh control via distributor

Dimmable:	Yes
Area of application:	Orientation light close to the floor, e.g. in corridors, stairwells
Housing material:	Plastic
Dimensions (W x H x D):	102 x 102 x 22 mm
Colour rendering index Ra:	>90
Number of LEDs:	14
Life time:	L80/B10 >50,000 hrs
Installation:	For screw fixing/For clamping
Cable length:	40 mm
Supplied with:	1 Light with lead 1 Cover frame



Zen IN

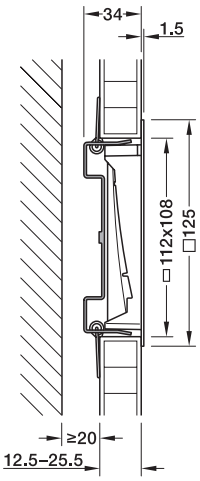

Cavity installation

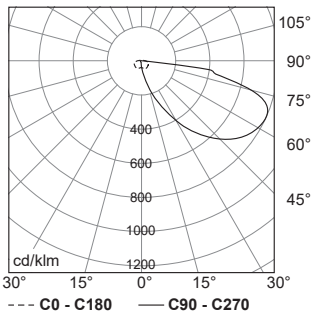

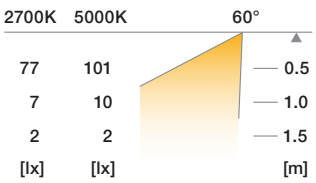

Monochrom

Colour temperature K	Wattage W	Luminous flux lm	Luminous efficiency lm/W	White, matt	Matt black
Zen ON					
2700	1.5	150	100	833.69.207	–
		100	67	–	833.69.208
3000	1.5	160	107	833.69.209	–
		105	70	–	833.69.210
4000	1.5	170	113	833.69.211	–
		110	73	–	833.69.212

Installation reference
Light is pre-drilled for fitting to cavity wall box or flush-mounted box 68 mm.
Fitting to hollow wall without box is possible. Fixing material is required on site.

Monochrom

				White	Black
Zen IN					
2700	1.5	150	100	833.69.213	–
		100	67	–	833.69.214
3000	1.5	160	107	833.69.215	–
		105	70	–	833.69.216
4000	1.5	170	113	833.69.217	–
		110	73	–	833.69.218

Installation reference
Wall cut-out 108 x 112 mm, wall thickness 12.5–25.5 mm, cavity behind wall min. 20 mm

Note
Lead length from driver to device max. 10 m.

Order reference
Colour control directly via remote controls from the Connect Mesh product range or smartphone.
Installation of the free Häfele Connect Mesh app required.
Important: Light supplied with voltage via 2-pin cables.
Please order separately.

Other versions
You will find the surface mounted variants -X and -XD as additional solutions in the online shop.

Lighting system. Additional components in the Häfele Lighting catalogue.

Lighting
Linear light from page 62
Furniture light from page 208

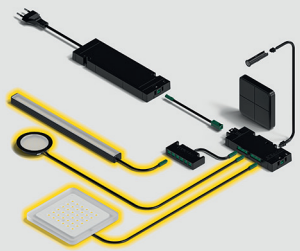

Controlling
Wireless
Sensors from page 318
Actors from page 354

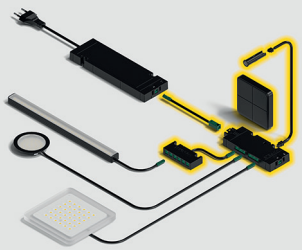

Supplying
Drivers from page 400
Main leads from page 414

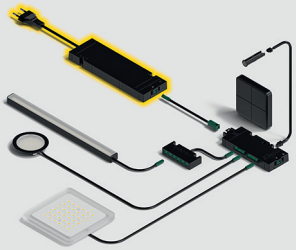

Lighting Pad Lounge R 600 Vario
Pendant light, 230 V, 60 W, IP20

Pro A↑G F



Body: Santos palisander, Acoustic pad: Black (Black Ink)

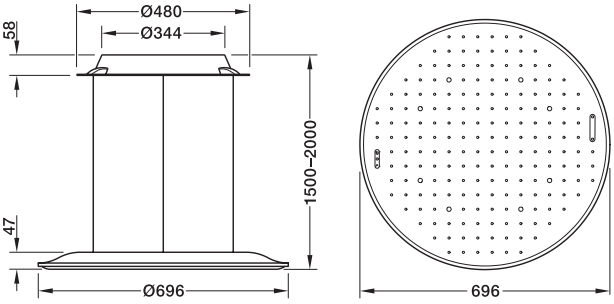

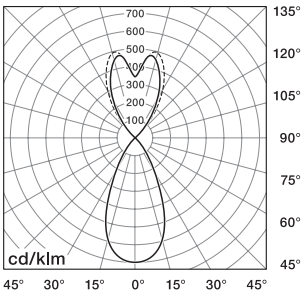

------ C0-C180
—— C90-C270

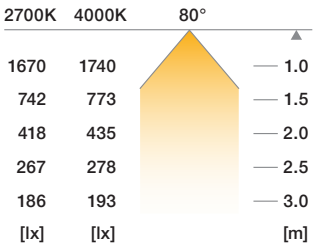

- Unique: Cabinet made from real wood veneer
- Acoustic pad for pleasant conversation atmosphere
- Glare-free direct and indirect light
- Gesture control on the underside of the luminaire or wireless via Häfele Connect Mesh
- EasyPairing

Dimmable:	Yes
Area of application:	Dining and living room, lounge, bar, meeting zone, Ambient temperature 20 °C to 35 °C
Version:	Acoustically effective pendant light with moulded plywood cabinet, acoustic pad made from plastic (flame retardant: B-s1, d0), plastic/metal canopy, direct light directed downwards (approx. 49%), indirect light directed upwards (approx. 51%), Pendant length: 500–2000 mm, height adjustable. Canopy with integrated spring lift mechanism (Variolift) and operating equipment. On/Off switching, Dimming and adjusting the light colour via gesture control on the underside of the luminaire and via Häfele Connect Mesh (Bluetooth®).
Diameter:	696 mm
Colour rendering index Ra:	≥90
Number of LEDs:	92
Life time:	L80 >50,000 hrs
Pendulum length:	500–2000 mm
Degree of protection:	IP20
Installation:	Mounting plate (for screw fixing)
Sound proofing value:	Sound absorption class B
Supplied with:	1 Pendant light for 230 V direct connection



Tunable white

Housing material	Colour temperature K	Wattage W	Luminous flux lm	Luminous efficiency lm/W	Acoustic pad black	Acoustic pad grey	Acoustic pad white
Santos Palisander	2700–4000	54.0	3500	65	833.67.256	833.67.494	833.67.289
Black cherry					833.67.257	833.67.492	833.67.493
Oak					833.67.490	833.67.260	833.67.491
Ebony					833.67.610	833.67.613	833.67.612

Note
Energy efficiency class:
This product contains light sources in energy efficiency classes E (indirect light) and F (direct light).

Natural product:
The moulded plywood light body is a natural product that is subject to natural colour and grain fluctuations.
The wooden surfaces are protected by a finishing agent, and can change colour over time under the influence of light.

Order reference
Fixing material not supplied, please order separately.
Control via Häfele Connect Mesh remote control or wall switch.
Please order separately.
The free Häfele Connect Mesh app must be installed to configure the radio remote control and the wall-mounted push button or for direct control with a mobile device.

Lighting system. Additional components in the Häfele Lighting catalogue.

Lighting
Linear light from page 62
Furniture light from page 208

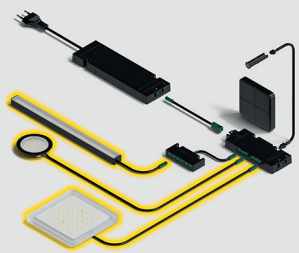

Controlling
Wireless
Sensors from page 318

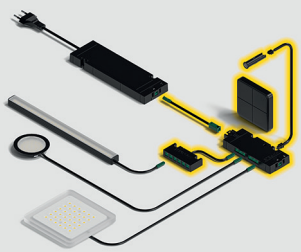

Supplying
Drivers from page 400
Main leads from page 414

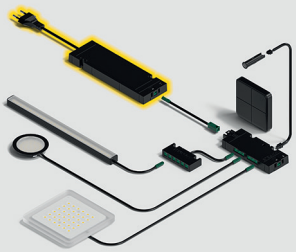

The Catalogue.
HÄFELE Lighting

Lighting Pad Lounge R 600
Pendant light, 230 V, 60 W, IP20

Pro



Body: Santos palisander, Acoustic pad: Black (Black Ink)

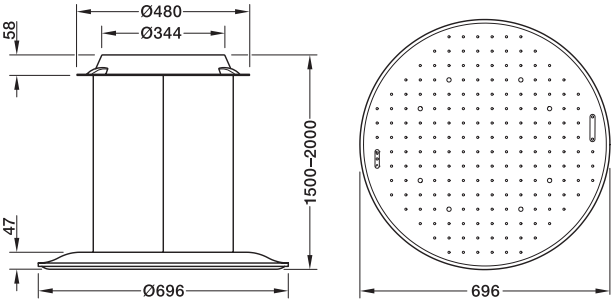

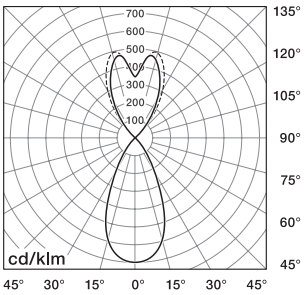

------ C0-C180
—— C90-C270

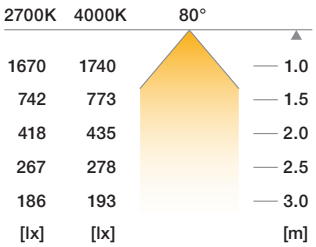

- Unique: Cabinet made from real wood veneer
- Acoustic pad for pleasant conversation atmosphere
- Glare-free direct and indirect light
- Gesture control on the underside of the luminaire or wireless via Häfele Connect Mesh
- EasyPairing

Dimmable:	Yes
Area of application:	Dining and living room, lounge, bar, meeting zone, Ambient temperature 20 °C to 35 °C
Version:	Acoustically effective pendant light with moulded plywood cabinet, acoustic pad made from plastic (flame retardant: B-s1, d0), plastic/metal canopy, direct light directed downwards (approx. 49%), indirect light directed upwards (approx. 51%), Pendant length: 500–2000 mm. Canopy with integrated operating equipment. On/off switching, Dimming and adjusting the light colour via gesture control on the underside of the luminaire and via Häfele Connect Mesh (Bluetooth®).
Diameter:	696 mm
Colour rendering index Ra:	≥90
Number of LEDs:	92
Life time:	L80 >50,000 hrs
Pendulum length:	500–2000 mm
Degree of protection:	IP20
Installation:	Mounting plate (for screw fixing)
Sound proofing value:	Sound absorption class B
Supplied with:	1 Pendant light for 230 V direct connection



Tunable white

Housing material	Colour temperature K	Wattage W	Luminous flux lm	Luminous efficiency lm/W	Acoustic pad black	Acoustic pad grey	Acoustic pad white
Santos Palisander	2700–4000	54.0	3500	65	833.67.258	833.67.499	833.67.290
Black cherry					833.67.259	833.67.497	833.67.498
Oak					833.67.495	833.67.261	833.67.496
Ebony					833.67.608	833.67.609	833.67.611

Note
Energy efficiency class:
This product contains light sources in energy efficiency classes E (indirect light) and F (direct light).

Natural product:
The moulded plywood light body is a natural product that is subject to natural colour and grain fluctuations.
The wooden surfaces are protected by a finishing agent, and can change colour over time under the influence of light.

Order reference
Fixing material not supplied, please order separately.
Control via Häfele Connect Mesh remote control or wall switch.
Please order separately.
The free Häfele Connect Mesh app must be installed to configure the radio remote control and the wall-mounted push button or for direct control with a mobile device.

Lighting system. Additional components in the Häfele Lighting catalogue.

Lighting
Linear light from page 62
Furniture light from page 208

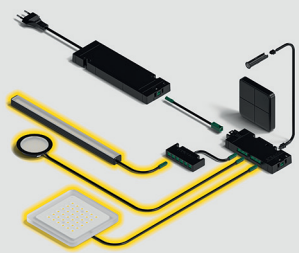

Controlling
Wireless
Sensors from page 318

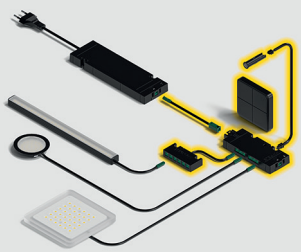

Supplying
Drivers from page 400
Main leads from page 414

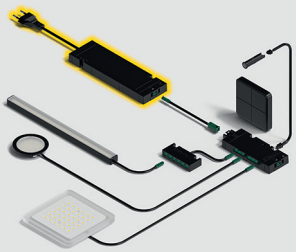

The Catalogue.
HÄFELE Lighting

Module Q Project 340/600/900
Ceiling light/Pendant light, 24 V, IP20

Pro



Ceiling light



Pendant light

> Can be integrated into the Connect Mesh control system via a distributor

Area of Application:	Ceiling light
Housing material:	Plastic
Housing colour/finish:	White, glossy
Diffuser material:	Acrylic
Diffuser colour/finish:	Satin-finished frosted, matt
Height:	Module Q Project 340: 17.00 mm, Module Q 600/900: 27.00 mm
Life time:	L80 >50,000 hrs
Colour rendering index Ra:	>80
Mounting:	Module Q Project 340 (direct mounting): for screw fixing with magnetic mounting plate Module Q Project 340/600/900: for pendant mounting, please order pendant set separately

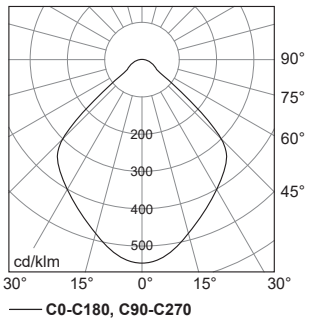

Module Q Project 340

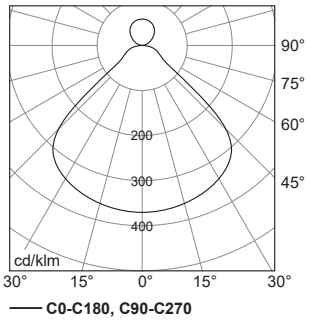

Module Q Project 600

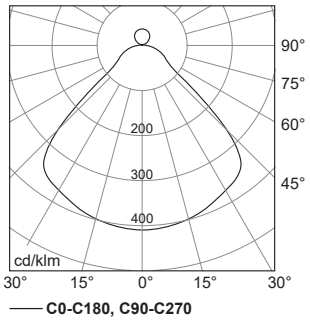

Module Q Project 900

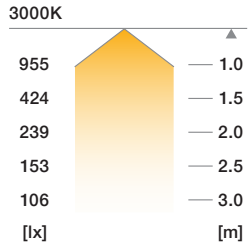

Module Q Project 340

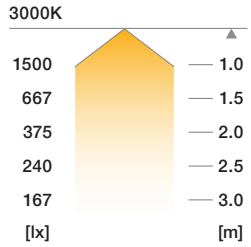

Module Q Project 600

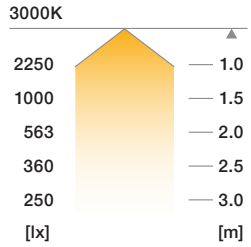

Module Q Project 900



Pendant light, indirect emission

Monochrome

Colour temperature K	Wattage W	Luminous flux lm	Luminous efficiency lm/W	Length x width mm	Cat. No.
Module Q Project 340, ceiling light for direct installation					
3000	13.8	1800	>130	340 x 340	833.66.575
4000	13.6	1800	>130	340 x 340	833.66.576
Module Q Project 600, pendant light, direct emission					
3000	32.0	3655	>114	600 x 600	833.66.480
4000	32.0	3655	>114	600 x 600	833.66.481
Module Q Project 600, pendant light, direct + indirect emission					
3000	39.0	4300	>110	600 x 600	833.66.468
4000	39.0	4300	>110	600 x 600	833.66.482
Module Q Project 900, pendant light, direct emission					
3000	59.0	6475	>110	900 x 900	833.66.483
4000	59.0	6475	>110	900 x 900	833.66.484
Module Q Project 900, pendant light, direct + indirect emission					
3000	66.0	7120	>108	900 x 900	833.66.469
4000	66.0	7120	>108	900 x 900	833.66.485

Installation reference
The electrical connection may only be made by a qualified electrician!

Order reference
Please order suitable converter separately.

Pendant set

	2 m	4 m
For Module Q Project 340	833.66.817	833.66.818
For Module Q Project 600 and 900, including 24 V lead	833.66.477	833.66.478

Canopy with converter 230 V AC/24 V DC

	50 W, for Module Q Project 600	75 W, for Module Q Project 900
Simply switchable	833.66.490	833.66.492
Dimmable 1...10 V	833.66.489	833.66.491
Dimmable DALI/Push	833.66.474	833.66.475

Lighting system. Additional components in the Häfele Lighting catalogue.

Lighting
Linear light from page 62
Furniture light from page 208

Controlling
Wireless
Sensors from page 318
Actors from page 354

Supplying
Drivers from page 400
Main leads from page 414

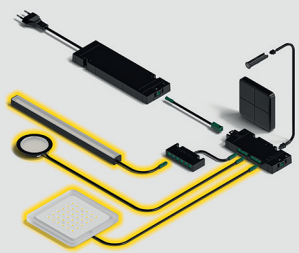

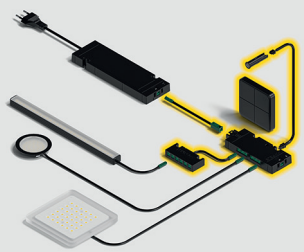

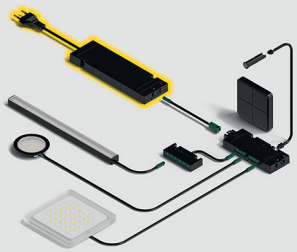

Module R Project 340/600/900
Ceiling light/Pendant light, 24 V, IP20

Pro



Ceiling light



Pendant light

> Can be integrated into the Connect Mesh control system via a distributor

Area of Application:	Ceiling light
Housing material:	Plastic
Housing colour/finish:	White, glossy
Diffuser material:	Acrylic
Diffuser colour/finish:	Satin-finished frosted, matt
Height:	Module R Project 340: 17.00 mm, Module R 600/900: 27.00 mm
Life time:	L80 >50,000 hrs
Colour rendering index Ra:	>80
Mounting:	Module R Project 340 (direct mounting): for screw fixing with magnetic mounting plate Module R Project 340/600/900: for pendant mounting, please order pendant set separately

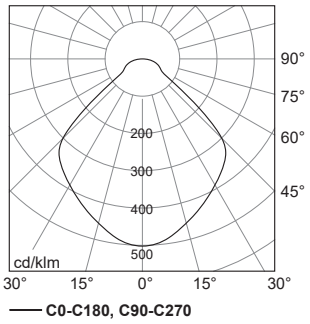

Module R Project 340

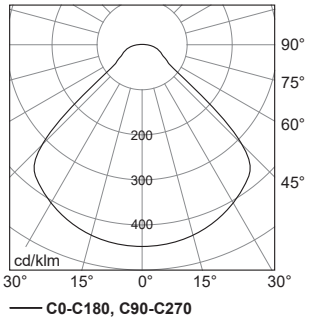

Module R Project 600

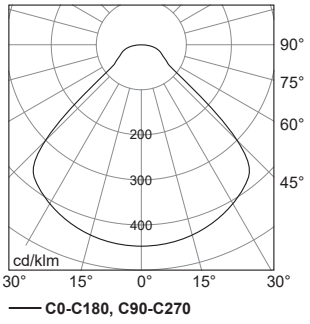

Module R Project 900

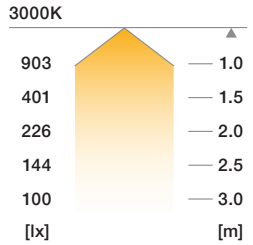

Module R Project 340

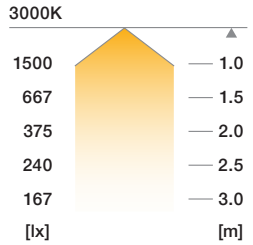

Module R Project 600

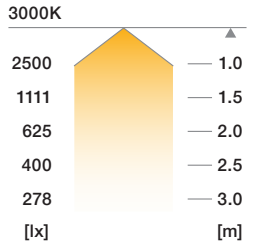

Module R Project 900

Monochrome

Colour temperature K	Wattage W	Luminous flux lm	Luminous efficiency lm/W	Diameter mm	Cat. No.
Module R Project 340, ceiling light for direct installation					
3000	13.1	1800	>137	340	833.66.606
4000	12.9	1800	>137	340	833.66.627
Module R Project 600, pendant light, direct emission					
3000	33.0	3473	>105	600	833.66.562
4000	33.0	3473	>105	600	833.66.584
Module R Project 600, pendant light, direct + indirect emission					
3000	41.0	4361	>106	600	833.66.561
4000	41.0	4361	>106	600	833.66.583
Module R Project 900, pendant light, direct emission					
3000	60.0	6596	>110	900	833.66.564
4000	60.0	6596	>110	900	833.66.586
Module R Project 900, pendant light, direct + indirect emission					
3000	68.0	7484	>110	900	833.66.563
4000	68.0	7484	>110	900	833.66.585

Installation reference
The electrical connection may only be made by a qualified electrician!

Order reference
Please order suitable converter separately.

Pendant set

	2 m	4 m
For Module R Project 340	833.66.817	833.66.818
For Module R Project 600 and 900, including 24 V lead	833.66.567	833.66.568

Canopy with converter 230 V AC/24 V DC

	50 W, for Module R Project 600	75 W, for Module R Project 900
Simply switchable	833.66.580	833.66.581
Dimmable 1...10 V	833.66.577	833.66.578
Dimmable DALI/Push	833.66.569	833.66.570

Lighting system. Additional components in the Häfele Lighting catalogue.

Lighting
Linear light from page 62
Furniture light from page 208

Controlling
Wireless
Sensors from page 318
Actors from page 354

Supplying
Drivers from page 400
Main leads from page 414

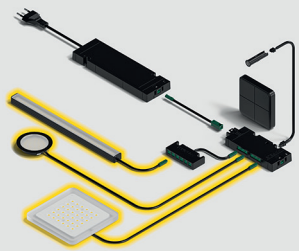

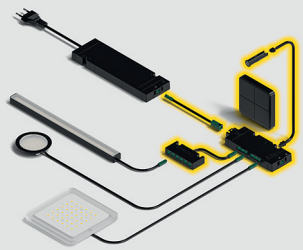

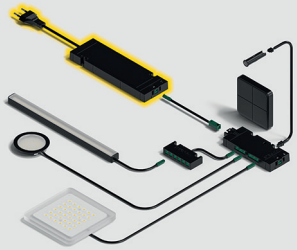

Module L 196
Pendant light, 24 V, IP20

Pro



Ceiling light

> Can be integrated into the Connect Mesh control system via a distributor

Area of Application:	Ceiling light
Housing material:	Aluminium
Housing colour/finish:	Silver coloured, anodized
Diffuser material:	Acrylic
Diffuser colour/finish:	Satin-finished frosted, matt
Length:	1510.00 mm
Width:	135.00 mm
Height:	18.00 mm
Life time:	L80 >50,000 hrs
Colour rendering index Ra:	>80
Mounting:	For pendant mounting

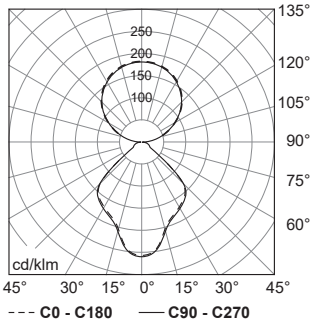

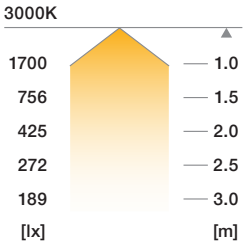

Monochrome

Colour temperature K	Wattage W	Luminous flux lm	Luminous efficiency lm/W	Cat. No.
Module L 196 Power, pendant light, direct + indirect emission				
3000	92.0	10050	>109	833.66.785
4000				833.66.786

Installation reference
The installation, start-up and maintenance of the product may only be carried out by trained electricians with the appropriate qualifications. Mounting plate for screw fixing (choose an appropriate fixing point and use suitable fixing material)

Order reference
Please order suitable converter separately.

Canopy with converter 230 V AC/24 V DC, 96 W

Simply switchable	833.66.459
Dimmable 1...10 V	833.66.460
Dimmable DALI/Push	833.66.461

Accessories

External converter 230 V AC/24 V DC, 96 W, simply switchable	833.66.630
Cover plate for ceiling outlet, installed using spring-loaded cavity clamps	833.66.093

Lighting system. Additional components in the Häfele Lighting catalogue.

Lighting
Linear light from page 62
Furniture light from page 208

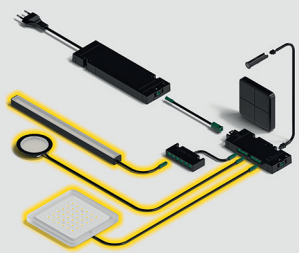

Controlling
Wireless
Sensors from page 318
Actors from page 354

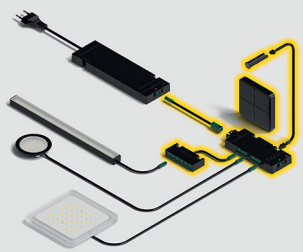

Supplying
Drivers from page 400
Main leads from page 414

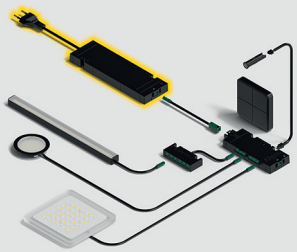

Control.


9:41
HÄFELE Lighting
Create light experiences with ease in minutes.
Start
1 2 3 4 5 6
A
B
C

The products.

Wireless control 318

- Sensors 318
- Built-in systems 334
- Actors 354
- Control accessories 360

Wired control 366

- Sensors 366
- Actors 380
- Control accessories 394



Controlling

Wireless

Sensors



Furniture switch
Page 318



Wall push button
Page 322



Remote control
Page 320



Motion sensor modular
Page 324



Motion sensor battery
Page 326



Door contact switch
Page 328



2-channel Interface
Page 330



4-channel interface
Page 332

Built-in systems



Jung Home
Page 334



Wall switch
Page 340

Actors



2-way distributor
Page 354





6-way distributor
Page 356



Radio receiver
Page 358

Controlling accessories



6-way adapter
Page 360





Gateway
Page 364



Connect Mesh App



Connect Mesh App
For Android



Connect Mesh App
For iOS

Monochrome

Tunable white, requires components with 2-wire technology (e.g. distributors, leads)

Tunable white, requires components with 3-wire technology (e.g. distributors, leads), suitable for DALI

RGB

Wired

Sensors



Dimmer switch modular
Page 366



Dimmer switch capacitive
Page 370



Inline dimmer switch
Page 372



Dimmer interface
Page 374



Mechanical switches
Page 376



Door switches
Page 378

Actors



2-way distributor
Page 380



6-way distributor
Page 382



6-way distributor
Page 386



2-way distributor DALI/Push/1-10 V
Page 388



Multi boxes
Page 390

Controlling accessories



Leads
Page 394

Monochrome

Furniture switch, multi-functional Connect Mesh



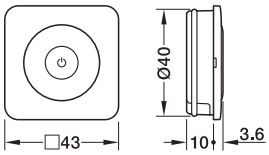

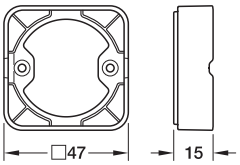

Frame

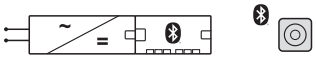

> Controls all light colours (monochrome, tunable white, RGB)
> EasyPairing

Functionality
Programming of all functions via app and EasyPairing.

Area of application:	For controlling components at Connect Mesh distributors and all luminaires with integrated Mesh chip (OneCable, R One Connect, Q Four Connect, Modul Q Connect, Cubic Connect, Zen Connect)
Switching function:	On/Off, Dimming, Soft colour change
Material:	Plastic
Dim. (L x W x H):	47 x 47 x 15 mm
Type of battery:	Lithium
Battery size IEC standard:	CR2032
Battery integration:	Exchangeable
Battery service life:	1,800 duty cycles
Signal transmission:	Bluetooth®
Ambient temperature:	10–45 °C
Mounting:	Drilling in and clamping for screw fixing
Supplied with:	1 Furniture switch 1 Surface-mounted housing

Colour/finish	Frame	Cat. No.
Furniture switch, multifunctional		
White	Plastic, white	850.00.252
Black	Plastic, white	850.00.952
	Plastic, black	850.00.152

Order reference
Please order CR2032 battery (002.99.032) separately.

Lighting system. Additional components in the Häfele Lighting catalogue.

Lighting
Linear light from page 62
Furniture light from page 208
Ceiling, wall light from page 244

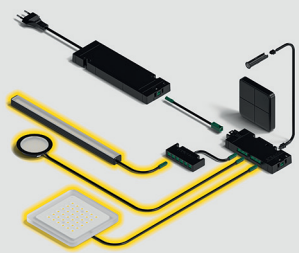

Controlling
Wireless
Actors from page 354

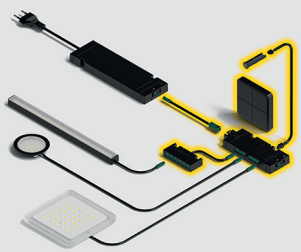

Supplying
Drivers from page 400
Main leads from page 414

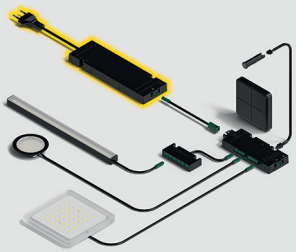

Connect Mesh remote control



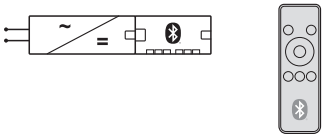

6 Channel remote control



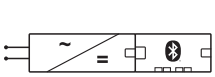

1 Channel remote control

> Controls all light colours (monochrome, tunable white, RGB)
> EasyPairing

Functionality
Programming of all functions via app and EasyPairing.

Area of application:	For controlling components at Connect Mesh distributors and all luminaires with integrated Mesh chip (OneCable, R One Connect, Q Four Connect, Modul Q Connect, Cubic Connect, Zen Connect)
Switching function:	On/Off, Dimming, Soft colour change
Material:	Plastic
Dim. (L x W x H):	6 Channel: 130 x 42 x 11 mm 1 Channel: 125 x 40 x 12 mm
Type of battery:	Lithium
Battery size IEC standard:	CR2032
Battery integration:	Exchangeable
Battery service life:	6 Channel: 3,600 duty cycles 1 Channel: 1,800 duty cycles
Signal transmission:	Bluetooth®
Ambient temperature:	10–45 °C
Installation:	Magnetic adhesion

6 Channel remote control

Colour/finish	Frame	Cat. No.
Remote control without batteries		
Black	Plastic, white	850.00.040
	Plastic, black	850.00.140

Order reference
Please order CR2032 battery (002.99.032) separately.

1 Channel remote control

Black	Plastic, white	850.00.950

Order reference
CR2032 battery (002.99.032) included in delivery.

Lighting system. Additional components in the Häfele Lighting catalogue.

Lighting
Linear light from page 62
Furniture light from page 208
Ceiling, wall light from page 244

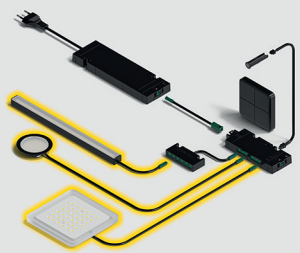

Controlling
Wireless
Actors from page 354

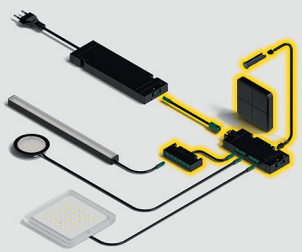

Supplying
Drivers from page 400
Main leads from page 414

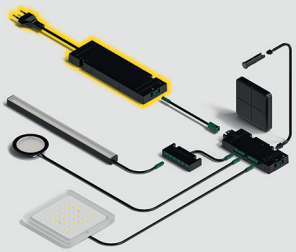

Connect Mesh 4-way wall mounted push button



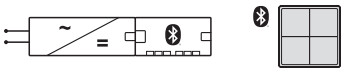

- > Controls all light colours (monochrome, tunable white, RGB)
- > Wall mounted push button can be positioned freely in the room
- > EasyPairing

Functionality
Programming of all functions via app and EasyPairing.

Area of application:	For controlling components at Connect Mesh distributors and all luminaires with integrated Mesh chip (OneCable, R One Connect, Q Four Connect, Modul Q Connect, Cubic Connect, Zen Connect)
Version:	4-button panel
Material:	Plastic
Dim. (L x W x H):	81 x 81 x 12 mm
Type of battery:	Lithium
Battery size IEC standard:	CR2430
Battery integration:	Exchangeable
Battery service life:	1,800 duty cycles
Signal transmission:	Bluetooth®
Ambient temperature:	10–45 °C
Installation:	For screw fixing, with enclosed holder

Colour/finish	Frame	Cat. No.
4-way wall mounted push button without battery		
Black	Plastic, white	850.00.041
	Plastic, black	850.00.141

Order reference
Please order CR2430 battery (002.99.034) separately.

Lighting system. Additional components in the Häfele Lighting catalogue.

Lighting
Linear light from page 62
Furniture light from page 208
Ceiling, wall light from page 244

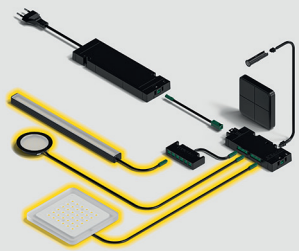

Controlling
Wireless
Actors from page 354

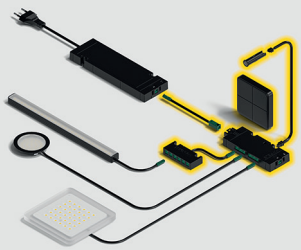

Supplying
Drivers from page 400
Main leads from page 414

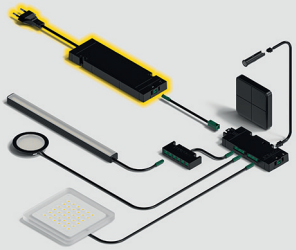

Connect Mesh motion detector
Modular



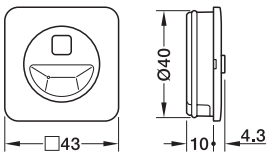

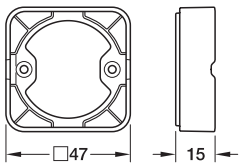

Frame

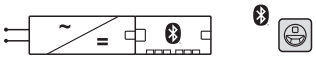

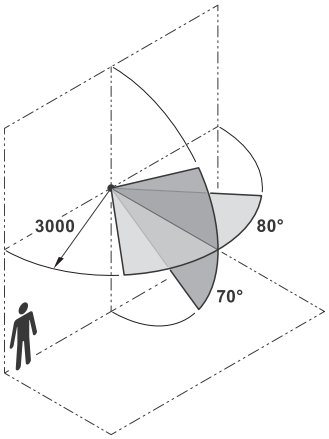

Sensor range

> The functions of the motion sensor and the brightness sensor are programmed via on app. The modular leads are only required for the power supply. The switching signal is transmitted via Bluetooth®
> EasyPairing

Functionality
Programming of all functions via app and EasyPairing.

Area of application:	For controlling components at Connect Mesh distributors and all luminaires with integrated Mesh chip (OneCable, R One Connect, Q Four Connect, Modul Q Connect, Cubic Connect, Zen Connect)
Switching function:	On/Off Twilight threshold value
Material:	Plastic
Dim. (L x W x H):	47 x 47 x 15 mm
Power consumption:	2 W
Horizontal sensor angle:	80°
Vertical sensor bracket:	70°
Sensor range:	3000 mm
Signal transmission:	Bluetooth®
Ambient temperature:	10–45 °C
Mounting:	Drilling in and clamping for screw fixing
Supplied with:	1 Motion sensor 1 Surface-mounted housing

Colour/finish	Other housing features	Cat. No.
Motion detector		
White	Frame: plastic, white	850.00.255
Black	Frame: plastic, white	850.00.955

Note
After-run time and brightness sensor threshold value adjustable via an app.

Order reference
Please order lead (833.95.791) separately.

Lighting system. Additional components in the Häfele Lighting catalogue.

Lighting
Linear light from page 62
Furniture light from page 208
Ceiling, wall light from page 244

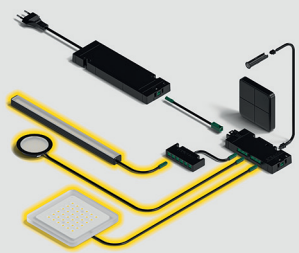

Controlling
Wireless
Actors from page 354

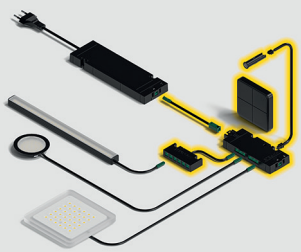

Supplying
Drivers from page 400
Main leads from page 414

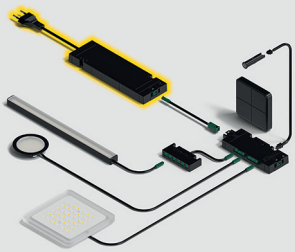

Connect Mesh motion detector
Battery-operated



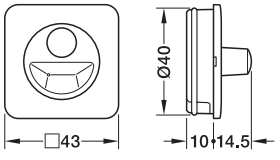

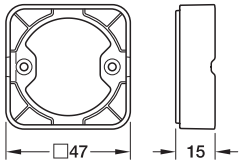

Frame

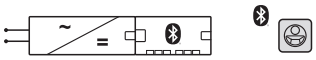

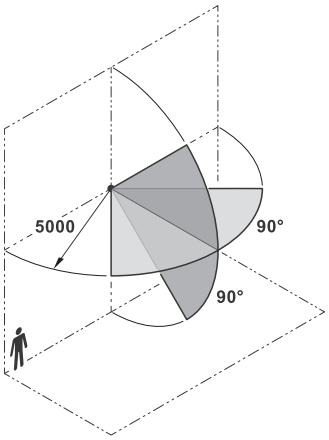

Sensor range

Sensor range 5000 mm with temperature difference of 4 °C between surroundings and moving object. Range up to 7000 mm at a difference of 8° C.

> The functions of the motion sensor and the brightness sensor are programmed via an app.
> EasyPairing

Functionality
Programming of all functions via app and EasyPairing.

Area of application:	For controlling components at Connect Mesh distributors and all luminaires with integrated Mesh chip (OneCable, R One Connect, Q Four Connect, Modul Q Connect, Cubic Connect, Zen Connect)
Switching function:	On/Off Twilight threshold value
Material:	Plastic
Dim. (L x W x H):	47 x 47 x 15 mm
Type of battery:	Lithium
Battery size IEC standard:	CR2032
Battery integration:	Exchangeable
Battery service life:	1,800 duty cycles
Horizontal sensor angle:	90°
Vertical sensor bracket:	90°
Sensor range:	5000 mm
Signal transmission:	Bluetooth®
Ambient temperature:	10–45 °C
Mounting:	Drilling in and clamping, for screw fixing
Supplied with:	1 Motion sensor 1 Surface-mounted housing

Colour/finish	Other housing features	Cat. No.
Motion detector		
White	Frame: plastic, white	850.00.253
Black	Frame: plastic, white	850.00.953

Note
After-run time and brightness sensor threshold value adjustable via an app.

Order reference
The motion detector requires 1 CR2032 button cell lithium battery (002.99.032), please order separately.

Lighting system. Additional components in the Häfele Lighting catalogue.

Lighting
Linear light from page 62
Furniture light from page 208
Ceiling, wall light from page 244

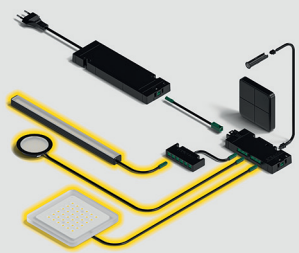

Controlling
Wireless
Actors from page 354

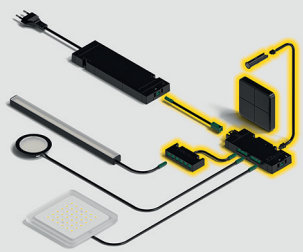

Supplying
Drivers from page 400
Main leads from page 414

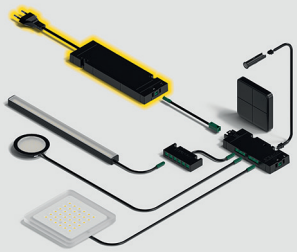

Connect Mesh radio-interlinked door contact switch



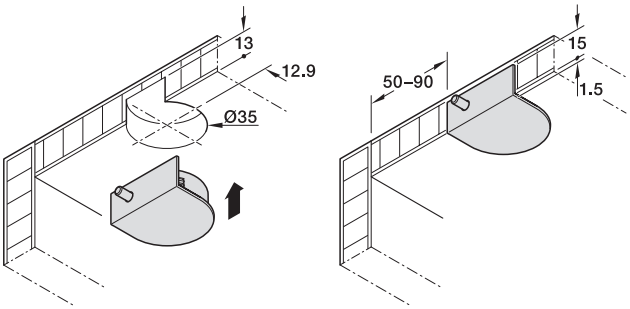

Recess mounting in cabinet top panel

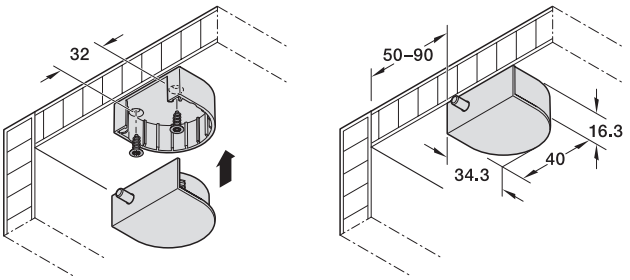

Surface mounting beneath cabinet top panel

- > Individual position (without cable)
- > Maintenance-free (without batteries)
- > Tappet interchangeable depending on gap size
- > Recess mounting or surface mounting
- > Programming of all functions via app
- > Programming possible even without app

Area of application:	For controlling components at Connect Mesh distributors and all luminaires with integrated Mesh chip (OneCable, R One Connect, Q Four Connect, Modul Q Connect, Cubic Connect, Zen Connect)
Version:	Mechanical release device for door contact
Material:	Plastic
Dim. (L x W x H):	34.3 x 40.0 x 16.3 mm
Type of battery:	Without battery, pure kinetic energy
Switching function:	On/Off
Duty cycles max.:	100,000
Signal transmission:	Bluetooth®
Installation:	Drilling in and clamping, for screw fixing
Supplied with:	1 Door contact switch 1 Housing for undermounted light

Colour/finish	Cat. No.
Black	850.00.956
White	850.00.256

Installation reference
Place switches at the hinged side of the door.
Please note the specified distances of the installation drawing.

Lighting system. Additional components in the Häfele Lighting catalogue.

Lighting
Linear light from page 62
Furniture light from page 208
Ceiling, wall light from page 244

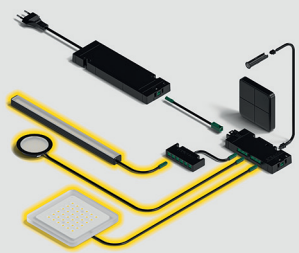

Controlling
Wireless
Actors from page 354

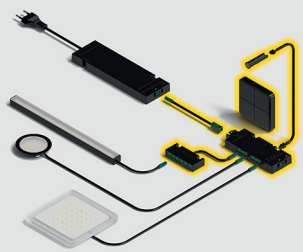

Supplying
Drivers from page 400
Main leads from page 414

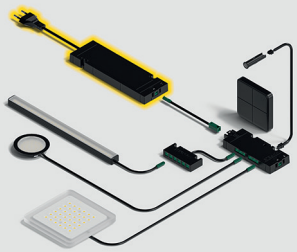

Connect Mesh 2-channel interface



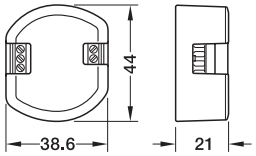

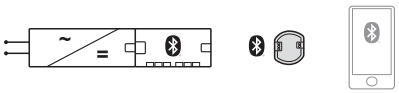

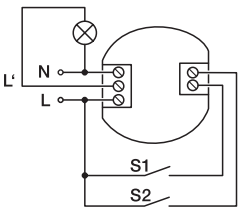

Installation example

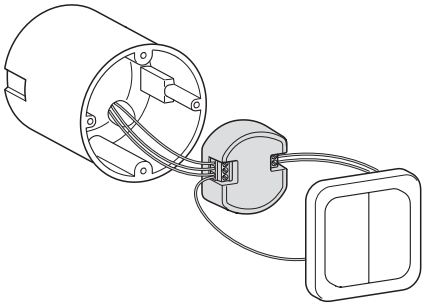

Installation in a deep switch box

- > Allows use of push buttons, wall mounted, with same design as the house installation
- > Controls furniture and room lighting as well as house installation consumers with Connect Mesh
- > 2-channel interface transmits switching pulses of two inputs into the network with the On/Off/dimming functions, and can receive On/Off signals (no dimming) for switching the room light or other house installations such as a sun blind via the 80–240 V output. Inductive and capacitive loads are not possible!

Area of application:	For controlling components at Connect Mesh distributors and all luminaires with integrated Mesh chip (OneCable, R One Connect, Q Four Connect, Modul Q Connect, Cubic Connect, Zen Connect)
Version:	With potential free relay
Switching function:	On/Off dimming
Material:	Plastic
Dim. (L x W x H):	39 x 44 x 21 mm
Connection:	2 switching inputs for conventional standard wall-mounted push buttons (double rocker), 1 output port for On/Off switching of 80-240 V, max. 3 A, (max. 240 W with 80 V and 720 W with 240 V), (controllable from any active component of the network) Inductive and capacitive loads are not possible!
Power consumption:	2 W
Signal transmission:	Bluetooth®
Ambient temperature:	-20–45 °C
Supplied with:	1 2-channel interface

	Cat. No.
2-channel interface	850.00.046

Installation reference
Suitable for installation in switch boxes (recommended box depth 60 mm)

Note
Only trained electricians with appropriate qualifications are permitted to install, start up and maintain the product.

Order reference
Wall-mounted push button (e.g. Gira 015500) and cavity wall box provided by customer.

Lighting system. Additional components in the Häfele Lighting catalogue.

Lighting
Linear light from page 62
Furniture light from page 208
Ceiling, wall light from page 244

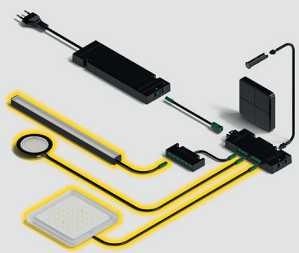

Controlling
Wireless
Actors from page 354

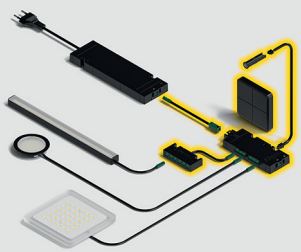

Supplying
Drivers from page 400
Main leads from page 414

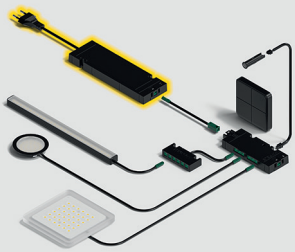

Connect Mesh 4-channel interface
Battery-operated



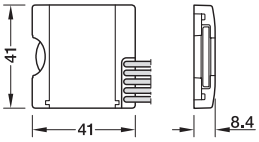

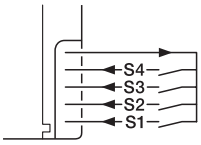

Installation example

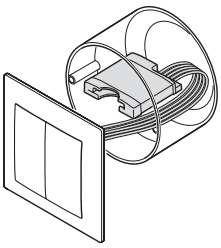

Installation in switch box

> Allows use of wall-mounted push buttons in the house installation design
> Controls furniture and room lighting with Häfele Connect Mesh
> No load flows through the switch that is provided on site. Every push of a button is converted into radio signals by the interface.

Area of application:	For controlling components at Connect Mesh distributors and all luminaires with integrated Mesh chip (OneCable, R One Connect, Q Four Connect, Modul Q Connect, Cubic Connect, Zen Connect)
Switching function:	On/Off dimming
Material:	Plastic
Dim. (L x W x H):	48 x 7 x 39 mm
Type of battery:	Lithium
Battery size IEC standard:	CR2430
Battery integration:	Exchangeable
Battery service life:	1,800 duty cycles
Connection:	4 switching inputs for conventional 4-way wall mounted push buttons (double rocker with 4 active touchpads) or use of single rocker with 2 active touchpads
Signal transmission:	Bluetooth®
Ambient temperature:	10–45 °C
Supplied with:	1 4-channel interface

	Cat. No.
4-channel interface without battery	850.00.047

Installation reference
Suitable for installation in switch boxes

Order reference
The 4-channel interface requires 1 CR2430 button cell lithium battery (002.99.034), please order separately.
Wall-mounted push button (e.g. Gira 014700) and cavity wall box required on site.

Lighting system. Additional components in the Häfele Lighting catalogue.

Lighting
Linear light from page 62
Furniture light from page 208
Ceiling, wall light from page 244

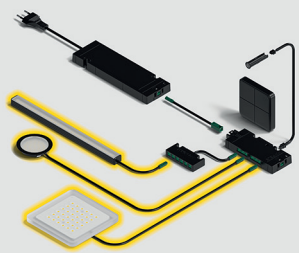

Controlling
Wireless
Actors from page 354

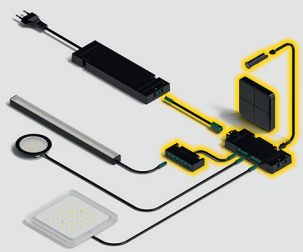

Supplying
Drivers from page 400
Main leads from page 414

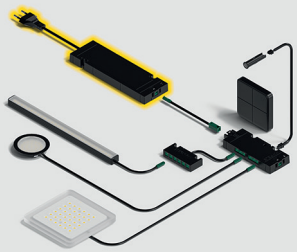

Jung installation system, 230 V

Jung Zero cover frame, flush



> Compatible with Jung HOME, therefore full integration into a Connect-MESH network possible

Installation:	Optionally with only 3 mm projection, or completely flush. Ideal for installation in furniture or wall cladding made from wood materials
Frame dimensions:	1-way: 81 x 81 mm 2-way: 81 x 152 mm 3-way: 81 x 223 mm

Jung 990 cover frame



> Timeless design classic
> Compatible with Jung HOME, therefore full integration into a Connect-MESH network possible

Frame dimensions:	1-way: 81 x 81 mm 2-way: 81 x 152 mm 3-way: 81 x 223 mm





Colour/finish	Material	Cat. No.
Jung Zero cover frame, flush		
Version: 1-way		
Matt white	Plastic	820.89.228
Matt black		820.89.208
Aluminium coloured		820.89.248
Version: 2-way		
Matt white	Plastic	820.89.229
Matt black		820.89.209
Aluminium coloured		820.89.249
Version: 3-way		
Matt white	Plastic	820.89.230
Matt black		820.89.210
Aluminium coloured		820.89.250

Jung 990 cover frame		
Version: 1-way		
Matt white	Plastic	820.89.225
Matt black		820.89.205
Aluminium coloured		820.89.245
Version: 2-way		
Matt white	Plastic	820.89.226
Matt black		820.89.206
Aluminium coloured		820.89.246
Version: 3-way		
Matt white	Plastic	820.89.227
Matt black		820.89.207
Aluminium coloured		820.89.247

Lighting system. Additional components in the Häfele Lighting catalogue.

Lighting
Linear light from page 62
Furniture light from page 208
Ceiling, wall light from page 244

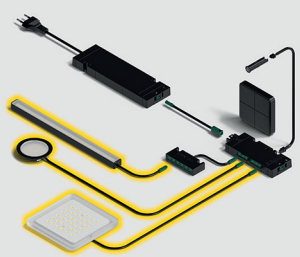

Control
Wireless
Jung radio switch, page 336

Actors from page 354

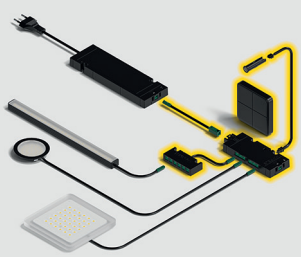

Supplying
Drivers from page page 400
Main leads from page 414

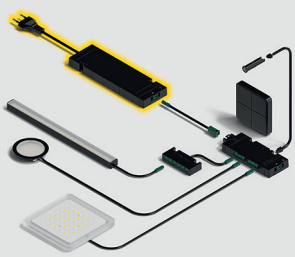

Jung installation system, 230 V

Jung Home radio keypad



> Can be used with Connect Mesh components

Jung Home radio switch insert, with 1 channel relay



> For switching 230 V consumers using push-buttons or Connect Mesh control components

Nominal voltage:	230 V
Mains frequency:	50/60 Hz
Standby power:	max. 0.5 W

Jung Home radio switch insert



> For controlling Connect Mesh components, e.g. Connect Mesh distributors or lights with integrated Connect Mesh chip.

Nominal voltage:	230 V
Mains frequency:	50/60 Hz

Jung Home socket



> Switchable via Connect Mesh components

Nominal voltage:	230 V
Mains frequency:	50/60 Hz
Standby power:	max. 0.25 W

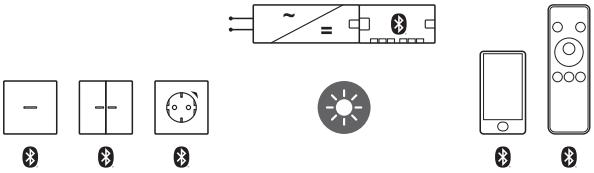

Jung Home components (left) are compatible with Connect Mesh lights (centre) and controls (right).

Colour/finish	Material	Cat. No.
Jung Home radio keypad, version: 1-way, 2 button positions		
Matt white	Plastic	820.89.220
Matt black		820.89.200
Aluminium coloured		820.89.240
Jung Home radio keypad, version: 2-way, 4 button positions		
Matt white	Plastic	820.89.221
Matt black		820.89.201
Aluminium coloured		820.89.241

Jung Home radio switch insert, with 1 channel relay	820.89.260

Functionality
The radio switch insert with 1-channel relay transmits switching pulses to the network with the following functions On/Off/Dimming and can receive On/Off signals (no dimming) to switch the room light or other house installations such as a sunblind via the 230 V output.

Jung Home radio switch insert	820.89.261

Functionality
The radio switch insert transmits switching pulses to the network with the On/Off/Dimming functions.

Jung Home socket, version: 1-way		
Matt white	Plastic	820.89.222
Matt black	Plastic	820.89.202
Metal	Aluminium	820.89.242

Functionality
The radio-interlinked socket receives on/off signals from the network or can be switched on or off manually by pressing the status LED.

Lighting system. Additional components in the Häfele Lighting catalogue.

Lighting
Linear light from page 62
Furniture light from page 208
Ceiling, wall light from page 244

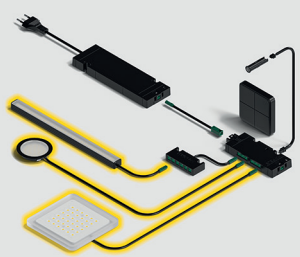

Control
Wireless
Jung cover frame, page 334

Actors from page 354

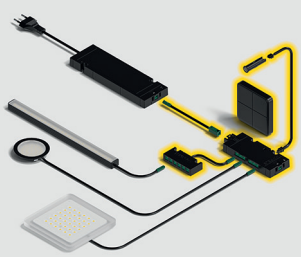

Supplying
Drivers from page page 400
Main leads from page 414

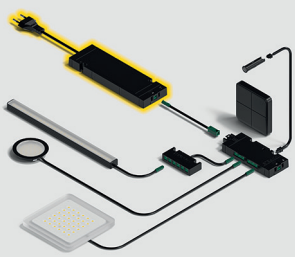

Jung installation system, 230 V

Jung socket



Nominal voltage:	230 V
Mains frequency:	50/60 Hz
Nominal current:	16 A

Jung socket with USB-A/USB-C charging station



Nominal voltage:	230 V
Mains frequency:	50/60 Hz
Socket nominal current:	16 A
Output voltage USB:	DC 5 V
Output current USB:	3 A (total)
Standby power:	<25 mW

Colour/finish	Material	Cat. No.
Jung socket		
Matt white	Plastic	820.89.223
Matt black		820.89.203
Aluminium coloured		820.89.243

Functionality
The installation, start-up and maintenance of the product may only be carried out by trained electricians with the appropriate qualifications.

Jung socket with USB-A/USB-C charging station		
Matt white	Plastic	820.89.224
Matt black		820.89.204
Aluminium coloured		820.89.244

Functionality
The installation, start-up and maintenance of the product may only be carried out by trained electricians with the appropriate qualifications.

Lighting system. Additional components in the Häfele Lighting catalogue.

Lighting
Linear light from page 62
Furniture light from page 208
Ceiling, wall light from page 244

Control
Wireless
Jung cover frame, page 334

Actors from page 354

Supplying
Drivers from page page 400
Main leads from page 414

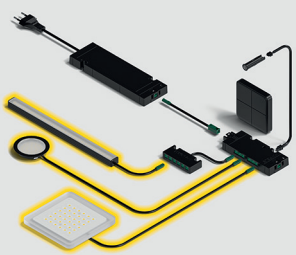

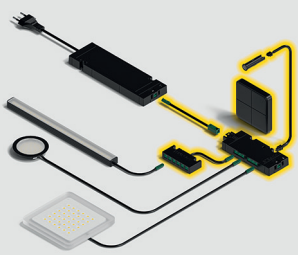

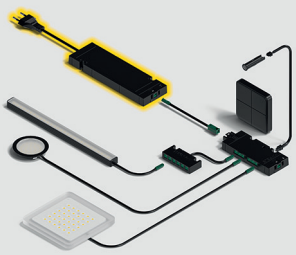

Installation system, 230 V
Cover frame



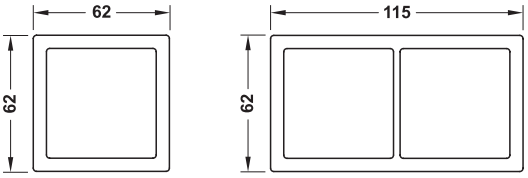

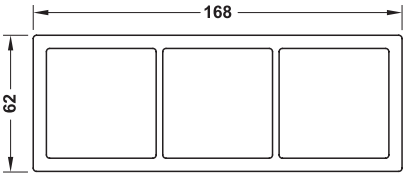

> Wide range of possible combinations
> Compact design

Area of application:	Furniture, caravan, boat construction
Material:	Plastic

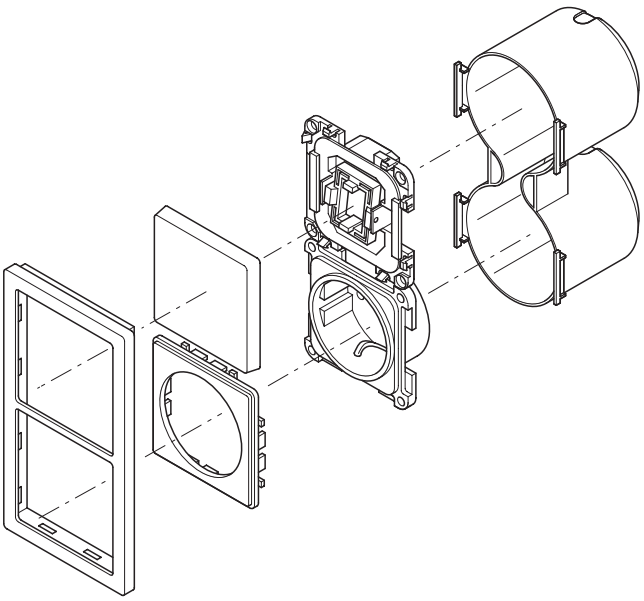

Installation system, consisting of:

Cover frame, page 340
Contact protection box, page 342
Switch and socket outlet inserts, page 344
Media inserts, page 346
Installation sets, from page 348 onwards
Wall switch with Connect Mesh interface, page 352



Version	Colour/finish	Cat. No.
1-way	Polished chrome plated	820.89.031
	Matt chrome plated	820.89.030
	White, polished	820.89.032
	White, matt	820.89.033
	Matt black	820.89.034
2-way	Polished chrome plated	820.89.041
	Matt chrome plated	820.89.040
	White, polished	820.89.042
	White, matt	820.89.043
	Matt black	820.89.044
3-way	Polished chrome plated	820.89.051
	Matt chrome plated	820.89.050
	White, polished	820.89.052
	White, matt	820.89.053
	Matt black	820.89.054

Note
Contact protection boxes must be used for all 230-volt installations (such as USB charging station, Schuko safety sockets or switches).

Order reference
Country-specific versions available on request.

Lighting system. Additional components in the Häfele Lighting catalogue.

Lighting
Linear light from page 62
Furniture light from page 208
Ceiling, wall light from page 244

Controlling
Wireless
Actors from page 354

Supplying
Drivers from page page 400
Main leads from page 414

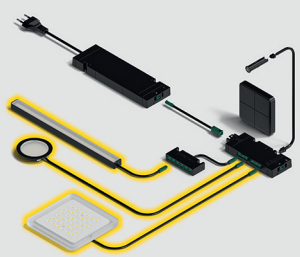

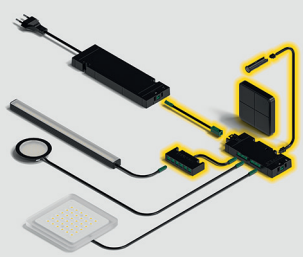

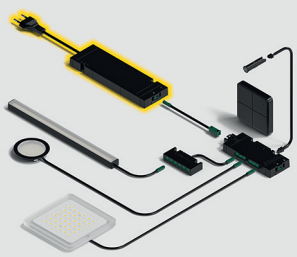

HÄFELE Lighting The Catalogue.

Installation system, 230 V
Safety flush mount box



Version:	Strain relief at side
Drill hole Ø:	50 mm
Material:	Plastic
Colour/finish:	Black

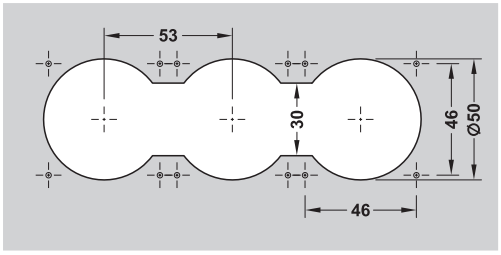

Drilling pattern for 3-way version.
1-way or 2-way version must be adapted accordingly.

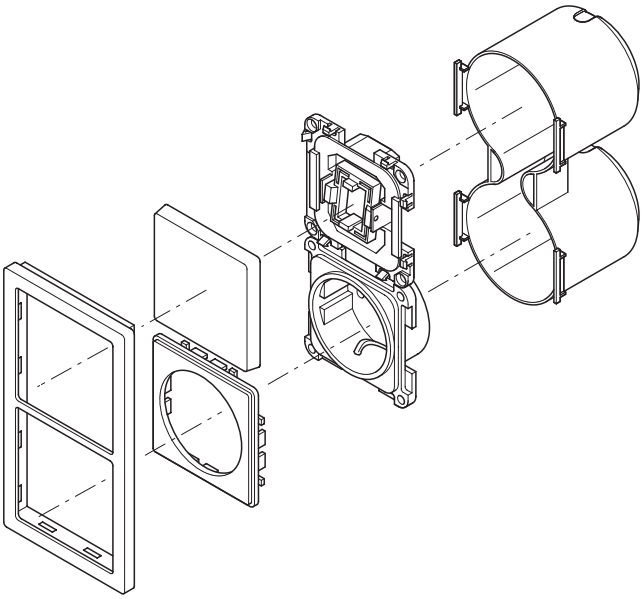

Installation system, consisting of:

Cover frame, page 340
Contact protection box, page 342
Switch and socket outlet inserts, page 344
Media inserts, page 346
Installation sets, from page 348 onwards
Wall switch with Connect Mesh interface, page 352

Outputs	Installation depth mm	Cat. No.
1-way	34	820.87.929
2-way	40	820.87.938
3-way	40	820.87.947

Note
Contact protection boxes must be used for all 230-volt installations (such as USB charging station, Schuko safety sockets or switches).

Lighting system. Additional components in the Häfele Lighting catalogue.

Lighting
Linear light from page 62
Furniture light from page 208
Ceiling, wall light from page 244

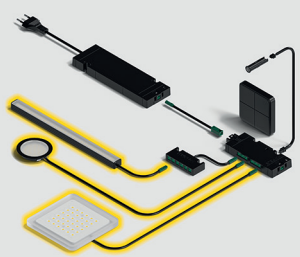

Controlling
Wireless
Actors from page 354

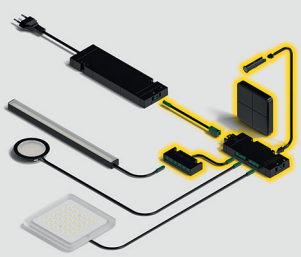

Supplying
Drivers from page page 400
Main leads from page 414

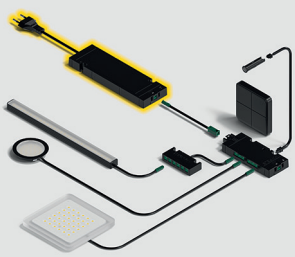

Installation system, 230 V

Universal switch on/off, toggle



Mains connection:	Screw terminal for conductors up to 2.5 mm²
Switching current:	10 A

Rocker for universal switch



Schuko safety socket



Mains connection:	Screw terminal for conductors up to 2.5 mm²
Outputs:	1 x Schuko socket outlet, F (DE)

Schuko safety socket, with hinged lid



Mains connection:	Screw terminal for conductors up to 2.5 mm²
Outputs:	1 x Schuko socket outlet, F (DE)

Dimmer



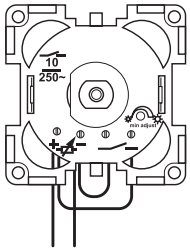

Wiring when a modular dimmer interface is used

Usable for:	Direct connection to the dimmer interface 1–10 V
Supplied with:	1 Dimmer 2 m lead to dimmer interface

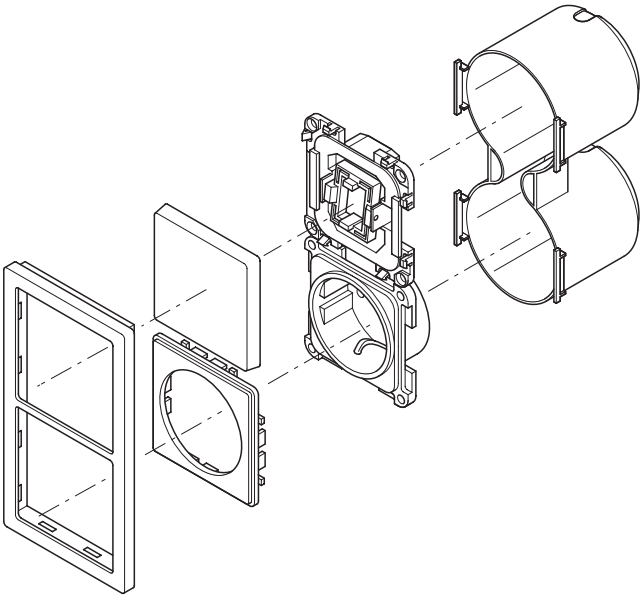

Installation system, consisting of:

Cover frame, page 340
Contact protection box, page 342
Switch and socket outlet inserts, page 344
Media inserts, page 346
Installation sets, from page 348 onwards
Wall switch with Connect Mesh interface, page 352

Colour/finish	Cat. No.
Universal switch	
White	820.80.752

Rocker for universal switch	
White, matt	820.89.060
Matt black	820.89.061

Schuko safety socket	
White, matt	820.89.070
Matt black	820.89.071

Schuko safety socket, with hinged lid	
White, matt	820.89.072
Matt black	820.89.073

Dimmer	
White, matt	820.89.085
Matt black	820.89.086

Note
Contact protection boxes must be used for all 230-volt installations (such as USB charging station, Schuko safety sockets or switches).

Order reference
Country-specific versions by request.

Lighting system. Additional components in the Häfele Lighting catalogue.

Lighting
Linear light from page 62
Furniture light from page 208
Ceiling, wall light from page 244

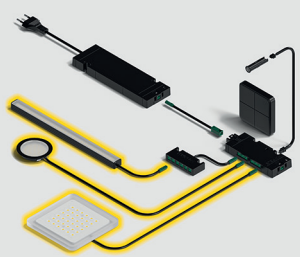

Controlling
Wireless
Actors from page 354

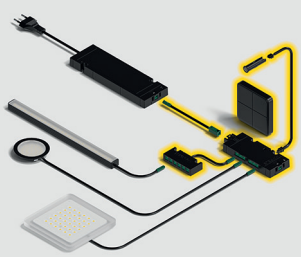

Supplying
Drivers from page page 400
Main leads from page 414

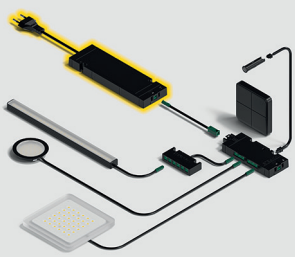

Installation system, 230 V

USB charging station



Version:	2 charging sockets, overload and short-circuit protection
Mains voltage:	230 V

Media base plate



Media for data connections



HDMI



USB



RJ-45

Connection type:	Socket/socket

Media for radio/TV reception



Antenna socket, socket/socket

Material:	Plastic
Colour/finish:	Black

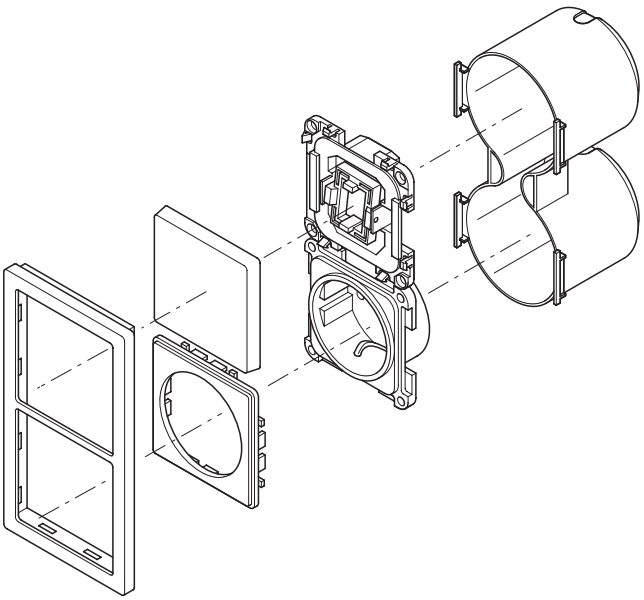

Installation system, consisting of:

Cover frame, page 340
Contact protection box, page 342
Switch and socket outlet inserts, page 344
Media inserts, page 346
Installation sets, from page 348 onwards
Wall switch with Connect Mesh interface, page 352

Outputs	white, matt	matt black
USB charging station		
1 x USB-A with Quick-Charge 3.0 1 x USB-C with power delivery 3.0	820.89.180	820.89.181

Media base plate		
1-way	829.54.761	829.54.361
2-way	829.54.762	829.54.362

Data socket type	For data cable class	Cat. No.
Media for data connections		
HDMI	–	829.54.310
USB 3.0 A/A	–	829.54.321
RJ-45	CAT6A	820.89.120

Data socket type	Connection type	Cat. No.
Media for radio/TV reception		
Antenna socket	Socket/socket	829.54.350
Antenna socket	Plug/plug	829.54.351
F (Sat)	Socket/socket	829.54.340

Lighting system. Additional components in the Häfele Lighting catalogue.

Lighting
Linear light from page 62
Furniture light from page 208
Ceiling, wall light from page 244

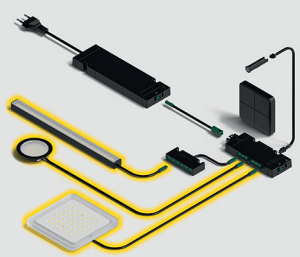

Controlling
Wireless
Actors from page 354

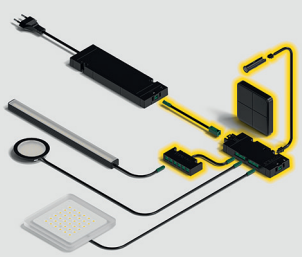

Supplying
Drivers from page page 400
Main leads from page 414

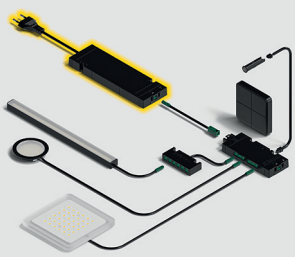

Installation system, 230 V
Set, switch and socket outlet



Insert: black, frame: matt chrome plated

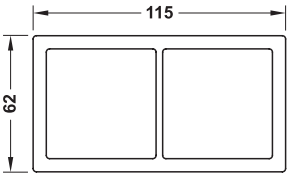

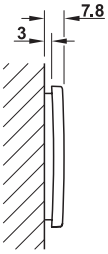

Installation depth
40.5 mm

Area of application:	Furniture, Caravan, Boat building
Material:	Plastic
Mains connection:	0.5 m mains lead 3 x 1.5 mm² with GST18 plug for permanent supply to the socket, Switched output: 2 m Cable 0.75 mm² with Euro flat coupling

Set, 2-way socket



Insert: black, frame: matt chrome plated

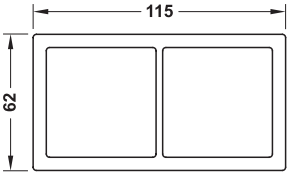

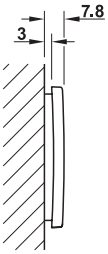

Installation depth
40.5 mm

Mains connection:	0.5 m mains lead 3 x 1.5 mm² with GST18 plug

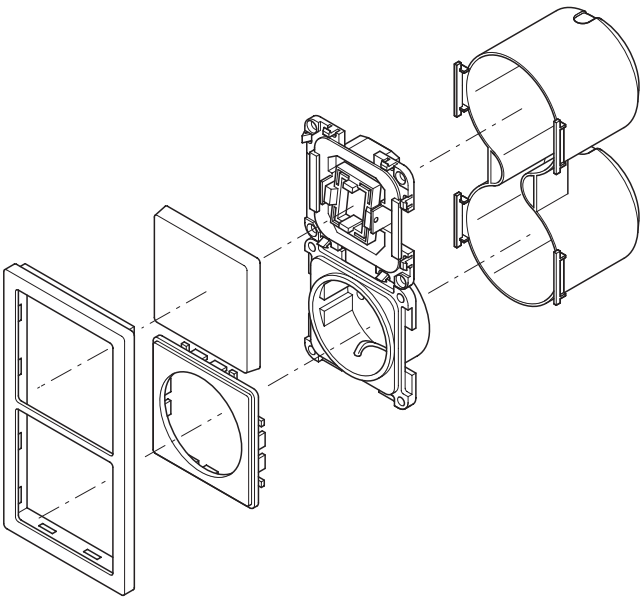

Installation system, consisting of:

Cover frame, page 340
Contact protection box, page 342
Switch and socket outlet inserts, page 344
Media inserts, page 346
Installation sets, from page 348 onwards
Wall switch with Connect Mesh interface, page 352

Outputs	Colour/finish	Cat. No.
Set, switch and socket outlet		
1 x Schuko socket outlet, F (DE)	Insert: white, frame: chrome plated, polished	820.89.140
	Insert: white, frame: chrome plated, matt	820.89.141
	Insert: black, frame: chrome plated, polished	820.89.142
	Insert: black, frame: chrome plated, matt	820.89.143
	Insert: black, matt, frame: black	820.89.144

Note
The off switch only controls the flat Euro coupling.

Order reference
Country-specific versions available on request.
Please order mains lead with Schuko plug on GST18 separately.

Set, 2-way socket		
2 x Schuko socket outlets, F (DE)	Insert: white, frame: chrome plated, polished	820.89.150
	Insert: white, frame: chrome plated, matt	820.89.151
	Insert: black, frame: chrome plated, polished	820.89.152
	Insert: black, frame: chrome plated, matt	820.89.153
	Insert: black, frame: black, matt	820.89.154

Order reference
Country-specific versions available on request.
Please order mains lead with Schuko plug on GST18 separately.

Lighting system. Additional components in the Häfele Lighting catalogue.

Lighting
Linear light from page 62
Furniture light from page 208
Ceiling, wall light from page 244

Controlling
Wireless
Actors from page 354

Supplying
Drivers from page page 400
Main leads from page 414

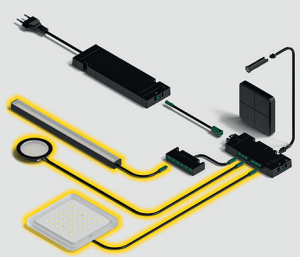
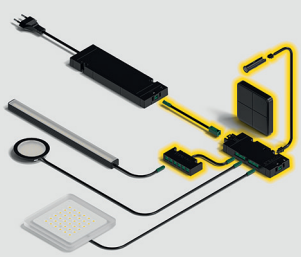
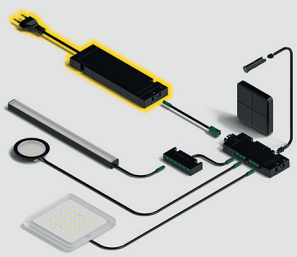

HÄFELE Lighting The Catalogue.

Installation system, 230 V

Set, 2-way socket, with hinged lid



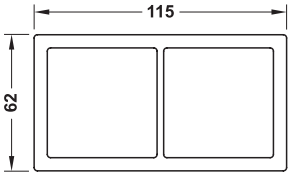

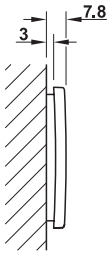

Installation depth
40.5 mm

Mains connection:	0.5 m mains lead 3 x 1.5 mm² with GST18 plug

Set, socket, USB charging station



Insert: black, frame: matt chrome plated

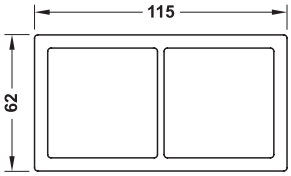

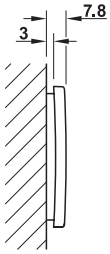

Installation depth
40.5 mm

Mains connection:	0.5 m mains lead 3 x 1.5 mm² with GST18 plug

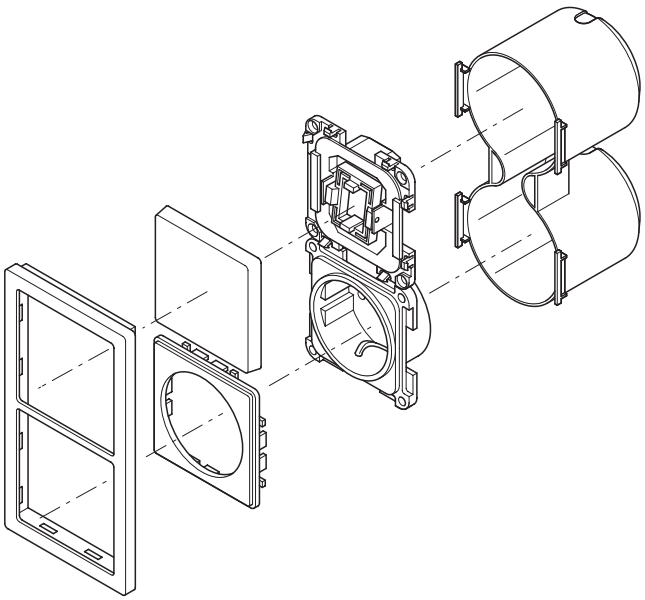

Installation system, consisting of:

Cover frame, page 340

Contact protection box, page 342

Switch and socket outlet inserts, page 344

Media inserts, page 346

Installation sets, from page 348 onwards

Wall switch with Connect Mesh interface, page 352

Outputs	Colour/finish	Cat. No.
Set, 2-way socket, with hinged lid		
2 x Schuko socket outlets, F (DE)	Insert: white, frame: chrome plated, polished	820.89.155
	Insert: black, frame: chrome plated, matt	820.89.156
	Insert: black, frame: black, matt	820.89.157

Order reference
Country-specific versions available on request.
Please order mains lead with Schuko plug on GST18 separately.

Set, socket, USB charging station		
1 x Schuko socket outlet, F (DE) 1 x USB-A with Quick-Charge 3.0 1 x USB-C with Power Delivery 3.0	Insert: white, frame: chrome plated, polished	820.89.185
	Insert: black, frame: chrome plated, matt	820.89.186
	Insert: black, frame: black, matt	820.89.187

Order reference
Country-specific versions available on request.
Please order mains lead with Schuko plug on GST18 separately.

Lighting system. Additional components in the Häfele Lighting catalogue.

Lighting
Linear light from page 62
Furniture light from page 208
Ceiling, wall light from page 244

Controlling
Wireless
Actors from page 354

Supplying
Drivers from page page 400
Main leads from page 414

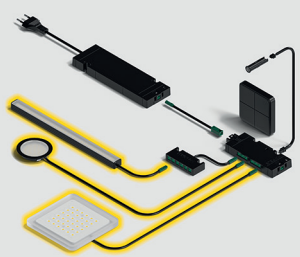
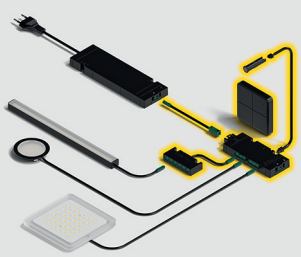
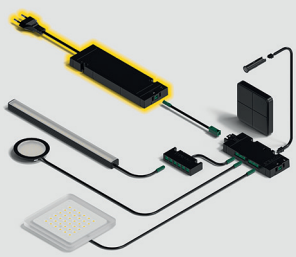

Installation system, 230 V

4-way wall switch with 4-channel interface, Häfele Connect Mesh



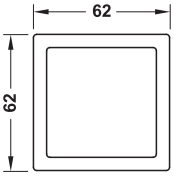

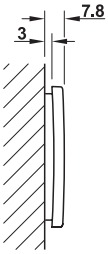

Installation depth for
4-channel interface: 20 mm

> 4-channel interface, already fully wired

Area of application:	For switching on/off and dimming (0–100%) and colour change
Switching function:	Programmable via app

4-way wall switch and socket with 4-channel interface, Häfele Connect Mesh



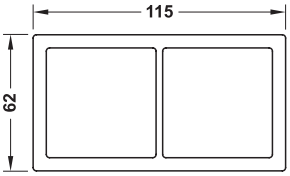

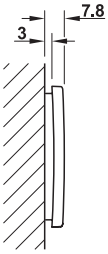

Installation depth for socket: 34 mm;
for 4-channel interface: 20 mm

Mains connection:	0.5 m mains lead 3 x 1.5 mm² with GST18 plug
Area of application:	For switching on/off and dimming (0–100%) and colour change
Switching function:	Programmable via app

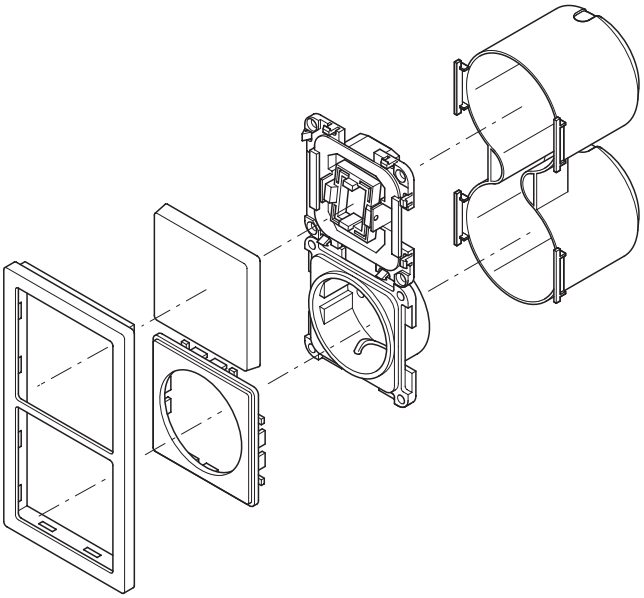

Installation system, consisting of:

Cover frame, page 340
Contact protection box, page 342
Switch and socket outlet inserts, page 344
Media inserts, page 346
Installation sets, from page 348 onwards
Wall switch with Connect Mesh interface, page 352

Switch type	Version	Colour/finish	Cat. No.
4-way wall switch with 4-channel interface, Häfele Connect Mesh			
4-channel interface	With replaceable CR2430 lithium button cell	Insert: black, matt, frame: black	850.00.065

Functionality
No load flows via the switch.
Each push of the button is converted into radio signals by the interface.

Order reference
Please order Häfele Connect Mesh 6-way distributor separately.
Please order cover frame in alternative colours separately.

4-way wall switch and socket with 4-channel interface, Häfele Connect Mesh			
4-channel interface	With replaceable CR2430 lithium button cell	Insert: black, matt, frame: black	850.00.066

Functionality
No load flows via the switch.
Each push of the button is converted into radio signals by the interface.

Order reference
Country-specific versions available on request.
Please order Häfele Connect Mesh 6-way distributor separately.
Please order cover frame in alternative colours separately.

Lighting system. Additional components in the Häfele Lighting catalogue.

Lighting
Linear light from page 62
Furniture light from page 208
Ceiling, wall light from page 244

Controlling
Wireless
Actors from page 354

Supplying
Drivers from page page 400
Main leads from page 414

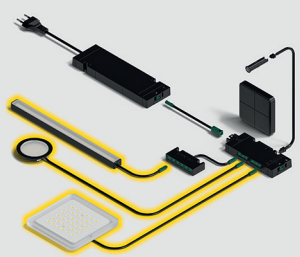

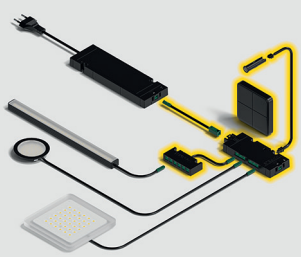

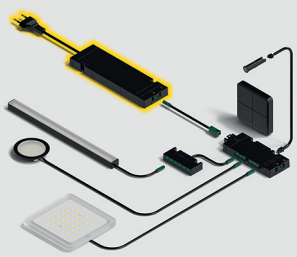

2-way distributor Connect Mesh
Box-to-Box



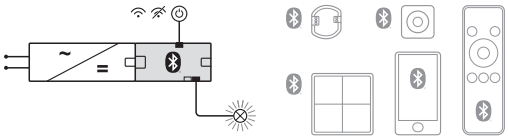

- With Bluetooth® and switching function
- Switchable from Bluetooth® to manual wired switch input (for switches and sensors, not programmable).
- Light colour adjustable at the touch of a button in manual mode
- EasyPairing

Functionality
2 Output ports connected together (1 channel).

Material:	Plastic
Colour/finish:	Black
Wattage capacity:	120 W
Input ports:	1 x Plug, 2-pin 24 V box-to-box
Outputs:	1 x Socket, 2-pin 24 V box-to-box
Connected output ports:	2 x Sockets, 2-pin 24 V
Control inputs:	1 x Socket, switch
Dim. (L x W x H):	115 x 50 x 16 mm
Memory function:	Last condition after power switched off or user-defined via app
Max. distance within the network:	5 m
Supplied with:	1 Distributor

	Cat. No.
Monochrome	850.00.845
Tunable white (2-wire technology)	850.00.847
Tunable white (3-wire technology)	850.00.846
RGB	850.00.848

Note
The distance within the network applies in the event of a clear view.
Obstacles and electromagnetic interference sources can reduce the range.
Every other Connect Mesh component in the network acts as a signal amplifier and compensates for the loss of range.

Please note max. lead length of 4 m from driver to distributor.

Lighting system. Additional components in the Häfele Lighting catalogue.

Lighting
Linear light from page 62
Furniture light from page 208
Ceiling, wall light from page 244

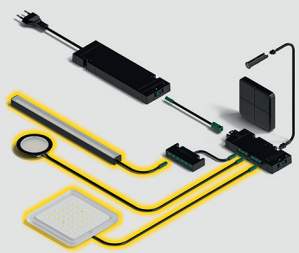

Controlling
Wireless
Sensors from page 318

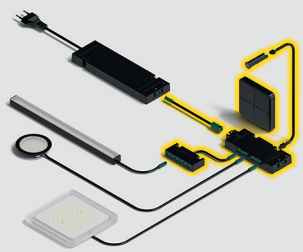

Supplying
Drivers from page 400
Main leads from page 414

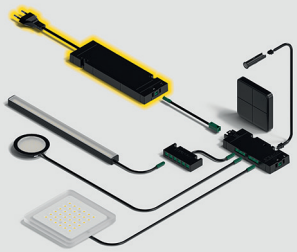

6-way distributor Connect Mesh
Box-to-Box



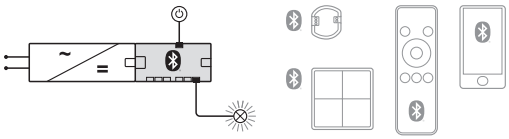

- With Bluetooth® and switching function
- Control several light colors on one box!
- Each output port can be controlled individually.
- Programming of switching input functions for standard switch via the app.
- EasyPairing

Area of application:	For switching On/Off and dimming (0–100%) of lights. With an adapter, TV lifts, wardrobe lifts, and furniture locks can be controlled.
Usable for:	For monochrome lights For tunable white lights For RGB lights For TV and wardrobe lifts For furniture locks
Switching function:	Programmable via app and EasyPairing
Memory function:	Last condition after currentless or user-defined via app
Material:	Plastic
Colour/finish:	Black
Power consumption:	120 W
Input ports:	1 x plug, 2-pin, 24 V box-to-box
Outputs:	1 x socket, 2-pin, 24 V box to box
Switched outputs:	6 x socket, 2-pin 24 V
Control inputs:	1 x socket, switch
Dim. (L x W x H):	120 x 50 x 16 mm
Max. distance within the network:	5 m
Max. standby power consumption:	0.5 W
Signal transmission:	Bluetooth®
Ambient temperature:	-20–45 °C
Supplied with:	1 Distributor including fixing material (adhesive tape and screws)

Monochrome, tunable white (3-wire technology) and RGB

	Cat. No.
	850.00.043

Note
The distance within the network applies in the event of a clear view.
Obstacles and electromagnetic interference sources can reduce the range.
Every other Connect Mesh component in the network acts as a signal amplifier and compensates for the loss of range.

Please note max. lead length of 4 m from driver to distributor.

Order reference
Adapters are required for tunable white lights, RGB lights or electrically operated fittings. Please order separately.

Tunable white (2-wire technology)

	Cat. No.
	850.00.045

Lighting system. Additional components in the Häfele Lighting catalogue.

Lighting
Linear light from page 62
Furniture light from page 208
Ceiling, wall light from page 244

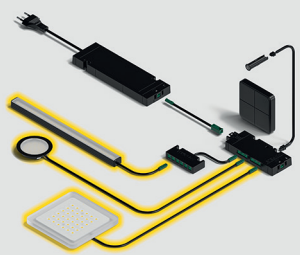

Controlling
Wireless
Sensors from page 318

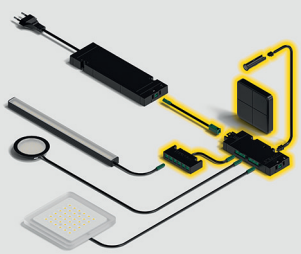

Supplying
Drivers from page 400
Main leads from page 414

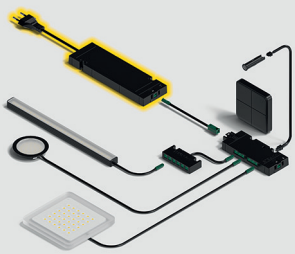

Connect Mesh radio receiver



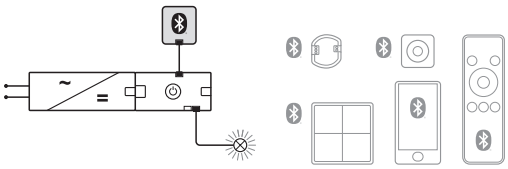

> Extend every wired system with Bluetooth® at the switching input
> Also suitable for multi switch boxes

Area of application:	For extending systems with wired switching inputs to the reception of radio signals
Material:	Plastic
Colour/finish:	Black
Dim. (L x W x H):	50 x 45 x 13 mm
Switching function:	On/Off dimming
Max. distance within the network:	5 m
Signal transmission:	Bluetooth®
Ambient temperature:	-20–45 °C
Supplied with:	1 Radio receiver

	Cat. No.
Radio receiver	850.00.860

Note
The distance within the network applies in the event of a clear view.
Obstacles and electromagnetic interference sources can reduce the range.
Every other Connect Mesh component in the network acts as a signal amplifier and compensates for the loss of range.

Order reference
Please order lead with snap-in connector for modular switches separately.
Length 2 m: Cat. No. 833.89.142.
Please order compatible Connect Mesh components separately.

Lighting system. Additional components in the Häfele Lighting catalogue.

Lighting
Linear light from page 62
Furniture light from page 208
Ceiling, wall light from page 244

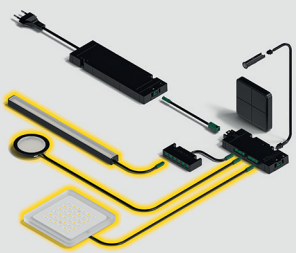

Controlling
Wireless
Sensors from page 318

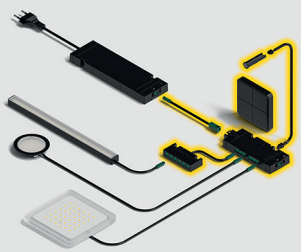

Supplying
Drivers from page 400
Main leads from page 414

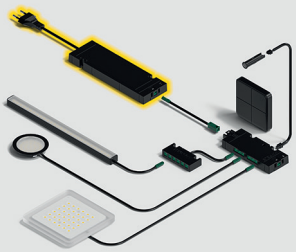

6-way adapter
For Connect Mesh 6-way distributor

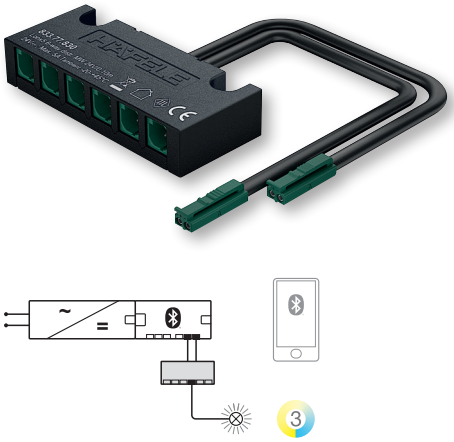

Area of application:	For connecting tunable white lights to the Häfele Connect Mesh 6-way distributor
Material:	Plastic
Colour:	Black
Dim. (L x W x H):	70 x 30 x 14 mm
Cable length:	80 mm
Supplied with:	1 Distributor with lead



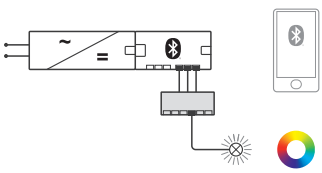

Area of application:	For connecting RGB lights to the Häfele Connect Mesh 6-way distributor
Material:	Plastic
Colour:	Black
Dim. (L x W x H):	70 x 30 x 14 mm
Cable length:	80 mm
Supplied with:	1 Distributor with lead

Tunable white (3-wire technology)

Wattage capacity W	Cat. No.
120.0	833.77.830

Note
1 Tunable white adapter occupies **2 adjacent** outputs on the 6-way distributor.

RGB

120.0	833.77.831

Note
1 RGB adapter occupies **3 adjacent** outputs at the 6-way distributor.

Lighting system. Additional components in the Häfele Lighting catalogue.

Lighting
Linear light from page 62
Furniture light from page 208
Ceiling, wall light from page 244

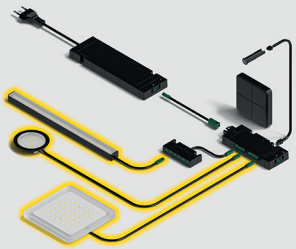

Controlling
Wireless
Sensors from page 318
Actors from page 354

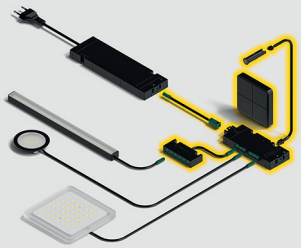

Supplying
Drivers from page 400
Main leads from page 414

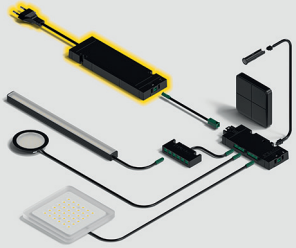

6-way adapter
For Connect Mesh 2-way distributor



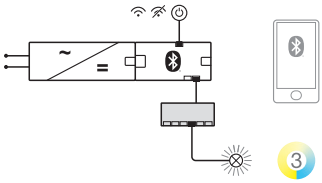

Area of application:	For connecting tunable white lights to the Häfele Connect Mesh 2-way distributor
Material:	Plastic
Colour:	Black
Dim. (L x W x H):	70 x 30 x 14 mm
Cable length:	80 mm
Supplied with:	1 Distributor with lead



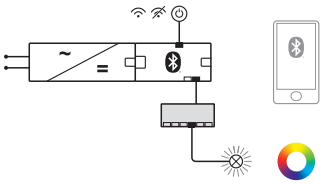

Area of application:	For connecting RGB lights to the Häfele Connect Mesh 2-way distributor
Material:	Plastic
Colour:	Black
Dim. (L x W x H):	70 x 30 x 14 mm
Cable length:	80 mm
Supplied with:	1 Distributor with lead

	Wattage capacity W	Cat. No.
Tunable white (3-wire technology)	120.0	833.95.943
RGB	120.0	833.95.941

Lighting system. Additional components in the Häfele Lighting catalogue.

Lighting
Linear light from page 62
Furniture light from page 208
Ceiling, wall light from page 244

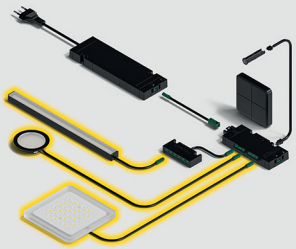

Controlling
Wireless
Sensors from page 318
Actors from page 354

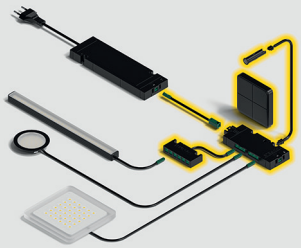

Supplying
Drivers from page 400
Main leads from page 414

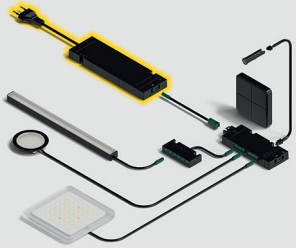

Gateway Connect Mesh

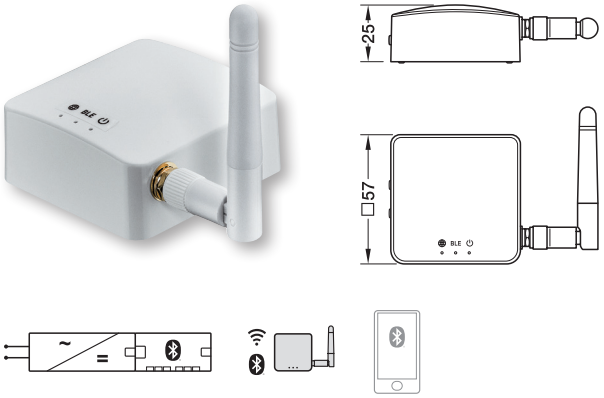

- > For integrating Häfele Connect Mesh into Smart Home Systems
- > For setting up Amazon Alexa automation with just a few clicks via the Häfele Connect Mesh App.
  A web API is available for professional users, Smart Home and building integrators.
- > MQTT interface available

Area of application:	For controlling Connect Mesh components in a Smart Home System.
Version:	With external antenna
Material:	Plastic
Dim. (L x W x H):	39 x 44 x 21 mm
Connection:	Power supply: Micro USB, LAN: RJ45
Power consumption:	1.5 W
Supplied with:	1 Gateway for smart home systems 1 Charging cable from USB-A to micro USB

	Cat. No.
Gateway	850.00.074

Order reference
USB power supply (5 V, min. 1 A) required on site.
Smart home system and LAN connection (recommended) or WLAN required on site.

Lighting system. Additional components in the Häfele Lighting catalogue.

Lighting
Linear light from page 62
Furniture light from page 208
Ceiling, wall light from page 244

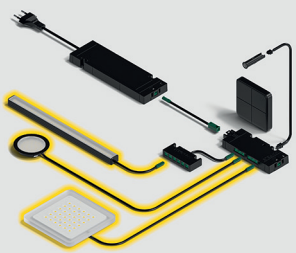

Controlling
Wireless
Sensors from page 318
Actors from page 354

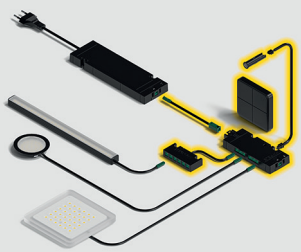

Supplying
Drivers from page 400
Main leads from page 414

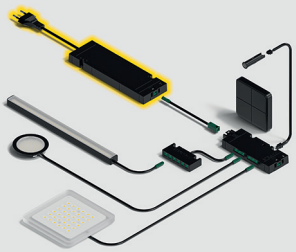

Sensor switch

Adjustable dimmer switch, modular

Soft On/Off switching function, dimming



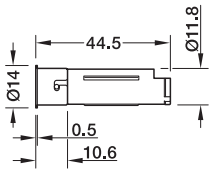

> By touch
> Memory function can be switched off using integrated micro switch
> Colour adjustment using supplied cover sleeves (touch field always black)

Version:	Memory function that can be switched off, ideal for use with a multi-switch box.
Memory function:	Previous status after current switched off
Material:	Plastic
Dim. (Ø x L):	11.8 x 44.5 mm
Power consumption:	0.1 W
Degree of protection:	IP20
Drill hole Ø:	12 mm
Mounting:	For mounting in drilled hole or for plug fitting into housing
Supplied with:	1 Dimmer switch (delivery condition: Memory function switched on) 3 Cover sleeves (white, grey, black)

Adjustable sensor switch, modular

Soft On/Off switching function and dimming, contactless or door open = light on, door closed = light off



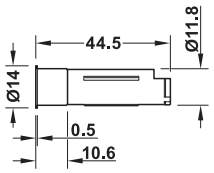

> Contactless
> Function as dimmer sensor switch or door sensor switch, reversible via integrated micro switch
> Colour adjustment with supplied cover sleeves

Version:	Adjustable as dimmer sensor switch (5–100%) or as door sensor switch (last dimming value is saved)
Memory function:	Previous status after current switched off
Material:	Plastic
Dim. (Ø x L):	11.8 x 44.5 mm
Power consumption:	0.3 W
Sensor range:	0–75 mm
Degree of protection:	IP20
Drill hole Ø:	12 mm
Mounting:	For mounting in drilled hole or for plug fitting into housing
Supplied with:	1 Adjustable sensor switch (Delivery status: door sensor switch) 3 Cover sleeves (white, grey, black)



Colour/finish	Cat. No.
White/Grey/Black	833.89.032

Installation reference
Coloured cover sleeve, usable for drilled hole in furniture and for housing

Order reference
Please order modular lead 500 mm (833.89.140), 1000 mm (833.89.141) or 2000 mm (833.89.142) separately.

White/Grey/Black	833.89.334

Note
The sensor range applies to white surfaces.
With black surfaces, the range of the infrared sensor is halved, matt black surfaces can reduce the value even further. Trial installations are recommended.
A white reflective surface can be glued to the inside of inside of doors.

Installation reference
Coloured cover sleeve, usable for drilled hole in furniture and for housing

Order reference
Please order modular lead 500 mm (833.89.140), 1000 mm (833.89.141) or 2000 mm (833.89.142) separately.

Lighting system. Additional components in the Häfele Lighting catalogue.

Lighting
Linear light from page 62
Furniture light from page 208
Ceiling, wall light from page 244

Controlling
Wired
Actors from page 380

Supplying
Drivers from page 400
Main leads from page 414

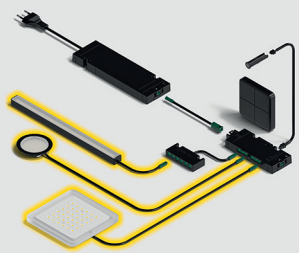

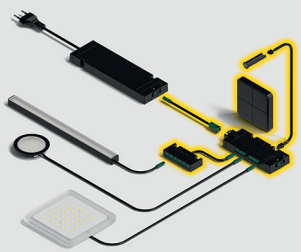

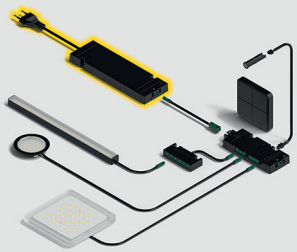

Sensor switch

Modular adjustable motion detector

Gentle On/Off switching function, automatic



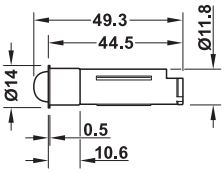

> Adjustable delay time via integrated microswitch
> Colour adjustment with supplied cover sleeves

Version:	Adjustable delay time (30 s, 60 s, 180 s)
Memory function:	No
Material:	Plastic
Dim. (Ø x L):	11.8 x 44.5 mm
Power consumption:	0.1 W
Sensor range:	0–3000 mm
Horizontal sensor angle:	90°
Vertical sensor bracket:	120°
Degree of protection:	IP20
Drill hole Ø:	12 mm
Mounting:	For mounting in drilled hole or for plug fitting into housing
Supplied with:	1 Adjustable motion detector (Delivery status: delay time 30 s) 3 Cover sleeves (white, grey, black)

Housing for switch



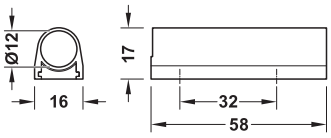

> Suitable for 32 mm intervals

Material:	Plastic
Usable for:	Switch Ø 12 mm, also for adjustable sensors with cover sleeve
Dimensions (L x W x H) mm	58 x 16 x 17.1
Dim. (Ø x H) mm	12 x 17.1
Installation:	For screw fixing, for glue fixing
Supplied with:	1 Housing with mounting plate



Colour/finish	Cat. No.
White/Grey/Black	833.89.333

Installation reference
Coloured cover sleeve, usable for drill hole in furniture and for housings.
Sensor lens protrudes approx. 5 mm.

Order reference
Please order modular lead 500 mm (833.89.140), 1000 mm (833.89.141) or 2000 mm (833.89.142) separately.

Grey	833.89.331
Black	833.89.332
White	833.89.330

Installation reference
1. Screw fastening plate into place
2. Slide on housing

Lighting system. Additional components in the Häfele Lighting catalogue.

Lighting
Linear light from page 62
Furniture light from page 208
Ceiling, wall light from page 244

Controlling
Wired
Actors from page 380

Supplying
Drivers from page 400
Main leads from page 414

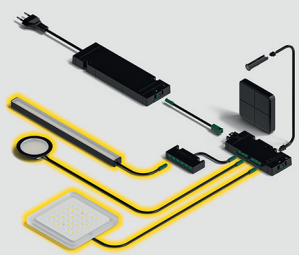

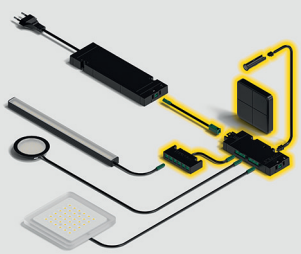

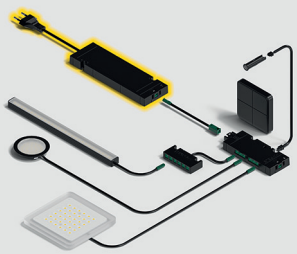

Sensor switch

Dimmer switch (capacitive) modular

Switching function On/Off using proximity sensor, dimming



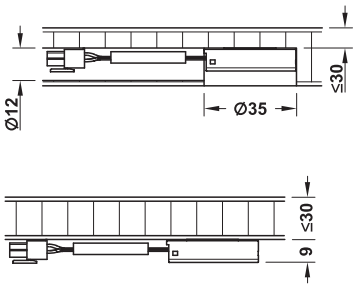

Area of application:	Concealed installation in wood, glass or stone
Usable for:	Lead with snap-in connector
Memory function:	Previous status after current switched off
Material:	Plastic
Power consumption:	1 W
Degree of protection:	IP20
Plug drill hole Ø:	12 mm
Drill hole Ø:	35 mm
Maximum installation depth:	30 mm
Mounting:	For recess mounting, for screw fixing

Colour/finish	Cat. No.
Silver coloured	833.89.133

Installation reference
Suitable materials: Wood, stone, glass.
Do not use in metalliferous materials.
Minimum distance of 500 mm from electromagnetic fields (power lines, microwave ovens, etc.) must be adhered to.
The maximum installation depth for stone and glass is 10 mm.

Order reference
Please order modular lead 500 mm (833.89.140), 1000 mm (833.89.141) or 2000 mm (833.89.142) separately.

Lighting system. Additional components in the Häfele Lighting catalogue.

Lighting
Linear light from page 62
Furniture light from page 208
Ceiling, wall light from page 244

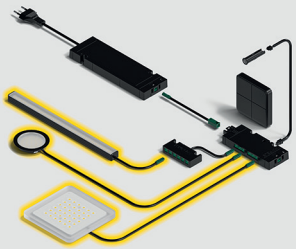

Controlling
Wired
Actors from page 380

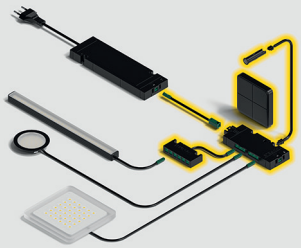

Supplying
Drivers from page 400
Main leads from page 414

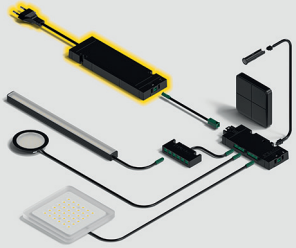

Inline dimmer switch



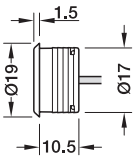

> With orientation light for finding the switch in the dark

Switching function:	Gentle On/Off, dimming
Memory function:	Yes
Material:	Plastic
Colour/finish:	Chrome plated
Dim. (Ø x L):	19 x 12 mm
Max. standby power consumption:	0.1 W
Degree of protection:	IP20
Drill hole Ø:	17 mm
Installation:	For mounting in drilled hole
Supplied with:	1 Switch with plug/socket, each with 2 m cable



Wattage capacity W	Cat. No.
60.0	833.89.039

Note
Current carrying capacity!
Orientation light switches off when the connected light is switched on.

Lighting system. Additional components in the Häfele Lighting catalogue.

Lighting
Linear light from page 62
Furniture light from page 208
Ceiling, wall light from page 244

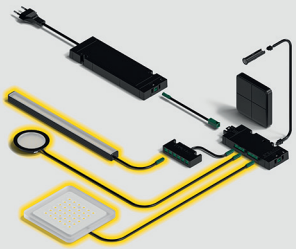

Controlling
Wired
Actors from page 380

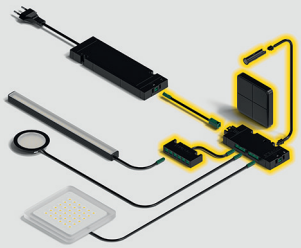

Supplying
Drivers from page 400
Main leads from page 414

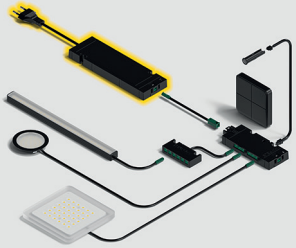

Dimmer interface, modular



> Wall dimmers can be used for the control of furniture lights in the design of the house installation
> For dimmer with 1–10 V control output

Area of application:	For dimming lights on a 12 V or 24 V driver with a wall dimmer with an On/Off function and a 1–10 V control output
Version:	For lead with snap-in connector
Material:	Plastic
Colour/finish:	Black
Dim. (L x W x H):	69 x 35 x 13.5 mm
Input signal:	1–10 V
Installation reference:	Customer-provided dimmer (e.g. Gira 030900) and cavity wall box required.
Degree of protection:	IP20

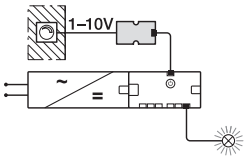

Customer-provided dimmer with 1–10 V output without connection to mains voltage. Function: for dimming the LED lights.

Connection diagram without mains voltage

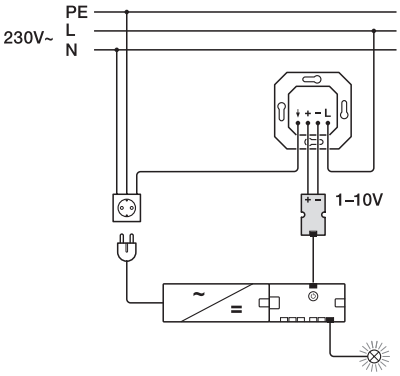

Customer-provided dimmer for connecting to mains voltage. Function: switching the socket for the power supply unit On/Off and dimming the LED lights.

Connection diagram with mains voltage

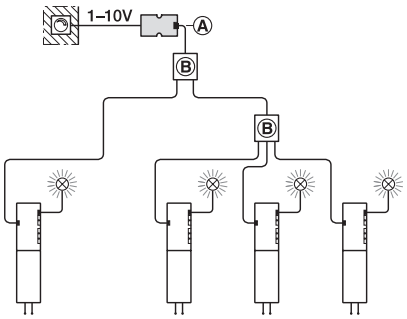

Dimmer interface and coupling of multi driver boxes:
Ⓐ dimmer interface
Ⓑ Multi driver box

Not compatible with multi switch box

Connection diagram for distributor with switching function

Control inputs	Control outputs	Cat. No.
1 x, direct connection for screw fixing	1 x socket, modular switch with interval	833.89.144

Note
Use dimmer only, if monochrome lights are connected.
Direct connection to a normal household dimmer with a 1–10 V control output and connection via lead with snap-in connector for modular switches to a switch input of a power supply or a distributor.

Order reference
Please order lead with snap-in connector for modular switches separately.
Length 2 m: Cat. No. 833.89.142

Lighting system. Additional components in the Häfele Lighting catalogue.

Lighting
Linear light from page 62
Furniture light from page 208
Ceiling, wall light from page 244

Controlling
Wired
Actors from page 380

Supplying
Drivers from page 400
Main leads from page 414

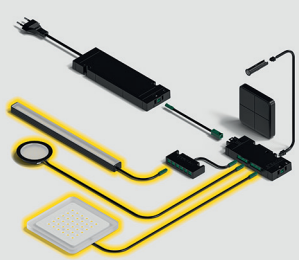

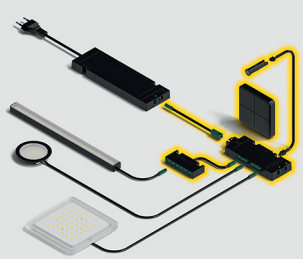

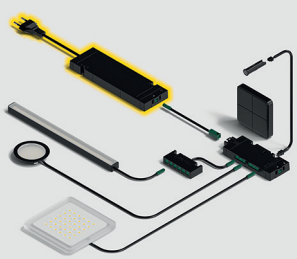

Push switch/Rocker switch/Foot switch



Push switch

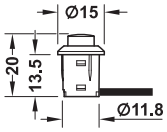

Switching function:	On/Off
Material:	Plastic
Dim. (Ø x L):	14 x 20 mm
Cable length:	2000 mm
Degree of protection:	IP20
Plug drill hole Ø:	12 mm
Drill hole Ø:	12 mm
Supplied with:	1 Switch with 2 m lead



Rocker switch

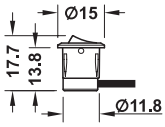

Switching function:	On/Off
Material:	Plastic
Dim. (Ø x L):	15 x 17.7 mm
Cable length:	2000 mm
Degree of protection:	IP20
Plug drill hole Ø:	12 mm
Drill hole Ø:	12 mm
Supplied with:	1 Switch with 2 m lead



Foot switch

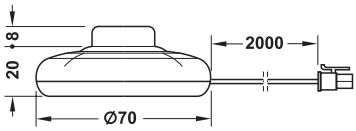

Switching function:	On/Off
Material:	Plastic
Dimensions (Ø x H):	70 x 28 mm
Cable length:	2000 mm
Degree of protection:	IP20
Plug drill hole Ø:	12 mm
Supplied with:	1 Switch with 2 m lead

Push switch

Colour/finish	Cat. No.
Black	833.89.108
Grey	833.89.107

Rocker switch

Black	833.89.106

Foot switch

Black	833.89.046

Lighting system. Additional components in the Häfele Lighting catalogue.

Lighting
Linear light from page 62
Furniture light from page 208
Ceiling, wall light from page 244

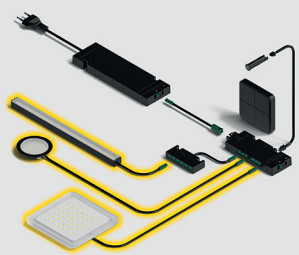

Controlling
Wired
Actors from page 380

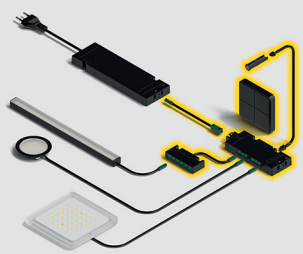

Supplying
Drivers from page 400
Main leads from page 414

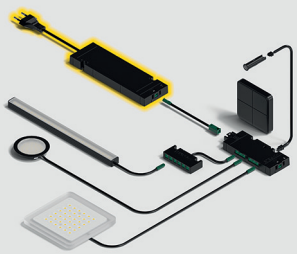

Door contact switch



Universal door contact switch, modular

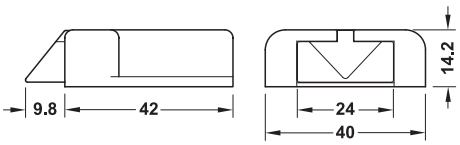

Area of application:	For single-leaf sliding door or hinged door
Usable for:	1-leaf sliding door or hinged door
Switching function:	On/Off
Material:	Plastic
Dim. (L x W x H):	51.8 x 40 x 14.2 mm
Degree of protection:	IP20
Installation:	For screw fixing
Supplied with:	1 Switch



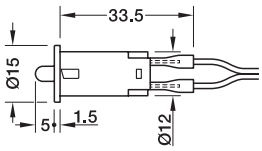

Door contact switch

Area of application:	For switching by opening or closing the door, also suitable for front panels without handles with opening aid
Switching function:	Door open = light on, Door closed = light off
Material:	Plastic
Dim. (Ø x L):	15 x 28 mm
Cable length:	2000 mm
Degree of protection:	IP20
Plug drill hole Ø:	12 mm
Drill hole Ø:	12 mm
Supplied with:	1 Switch with 2 m lead

Universal door contact switch

Colour/finish	Cat. No.
Black	833.89.143

Order reference
Please order the lead (833.89.142) separately.

Door contact switch

Black	833.89.059

Lighting system. Additional components in the Häfele Lighting catalogue.

Lighting
Linear light from page 62
Furniture light from page 208
Ceiling, wall light from page 244

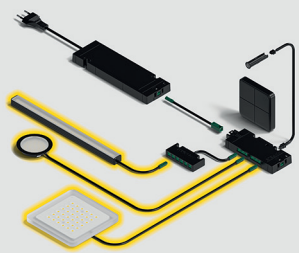

Controlling
Wired
Actors from page 380

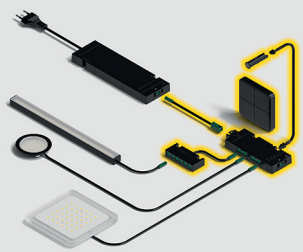

Supplying
Drivers from page 400
Main leads from page 414

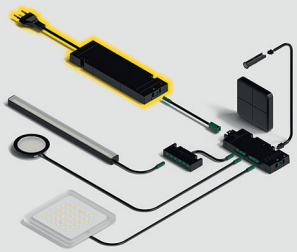

2-way distributor with switching function
With switching function for 1 switch



Box to box

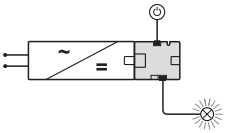

1 Switch controls all output ports

- With switching function for 2 output ports
- Box to box plug-in connection
- The connection of the distributors with the driver can be done via a box to box plug-in connection or via an extension lead. Any number of distributors can be connected to the driver.
- Note the maximum output power of the driver!

Material:	Plastic
Colour/finish:	Black
Dim. (L x W x H):	60 x 50 x 16 mm
Input ports:	1 x Plug, 2-pin 24 V box-to-box
Outputs:	1 x Socket, 2-pin 24 V box-to-box
Connected output ports:	2 x Sockets, 2-pin 24 V
Control inputs:	1 x Socket, switch
Supplied with:	1 Distributor with fixing material (adhesive tape and screws)



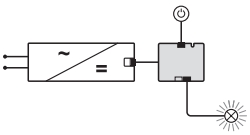

1 Switch controls all output ports

- With switching function for 2 output ports
- Any number of distributors can be connected to the driver.
- Note the maximum output power of the driver!

Material:	Plastic
Colour/finish:	Black
Dim. (L x W x H):	60 x 50 x 16 mm
Input ports:	1 x Plug, 2 pin 24 V
Connected output ports:	2 x Sockets, 2 pin 24 V
Control inputs:	1 x Socket, switch
Cable length:	200 mm
Supplied with:	1 Distributor with lead

Wattage capacity W	Cat. No.
120.0	833.77.843

120.0	833.77.842

Lighting system. Additional components in the Häfele Lighting catalogue.

Lighting
Linear light from page 62
Furniture light from page 208
Ceiling, wall light from page 244

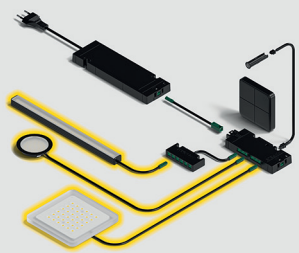

Controlling
Wired
Sensors from page 366

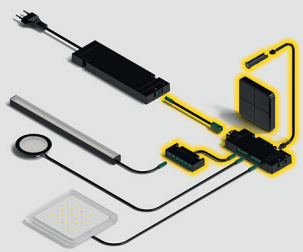

Supplying
Drivers from page 400
Main leads from page 414

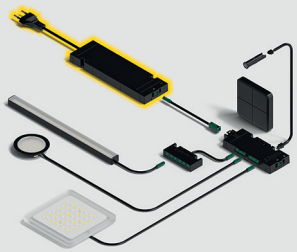

6-way distributor
Box to box



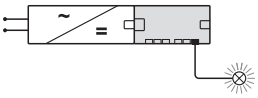

> Unswitched outputs with continuous current
> The connection of the distributors with the driver can be done via a box to box plug-in connection or via an extension lead. Any number of distributors can be connected to the driver.
> Note the maximum output power of the driver!

Version:	Without switching function
Material:	Plastic
Colour:	Black
Dim. (L x W x H):	120 x 50 x 16 mm
Mounting:	For screw fixing For glue fixing
Supplied with:	1 Distributor including fixing material (adhesive tape and screws)



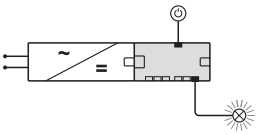

1 Switch controls all output ports

> With switching function for 6 output ports
> The connection of the distributors with the driver can be done via a box to box plug-in connection or via an extension lead. Any number of distributors can be connected to the driver.
> Note the maximum output power of the driver!

Version:	With switching function for 1 switch
Memory function:	Depending on sensor switch
Material:	Plastic
Colour:	Black
Dim. (L x W x H):	120 x 50 x 16 mm
Mounting:	For screw fixing For glue fixing
Supplied with:	1 Distributor including fixing material (adhesive tape and screws)

Without switching function

Wattage capacity W	Cat. No.
120.0	833.77.832

With switching function for 1 switch

120.0	833.77.833

Lighting system. Additional components in the Häfele Lighting catalogue.

Lighting
Linear light from page 62
Furniture light from page 208
Ceiling, wall light from page 244

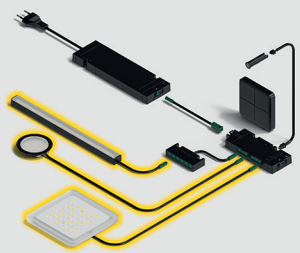

Controlling
Wired
Sensors from page 366

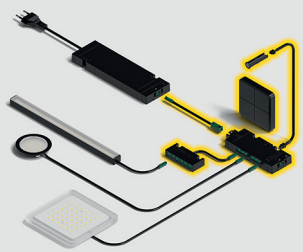

Supplying
Drivers from page 400
Main leads from page 414

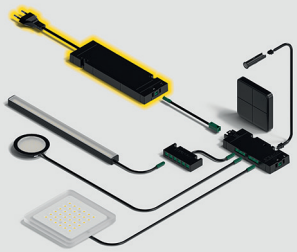

6-way distributor up to 3 switches
Box to box



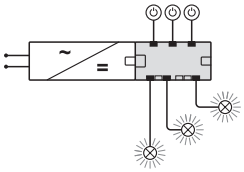

- Multi-switching function for up to 3 switches
- Permanent soft On/Off function, independent of the switch that is used
- The connection of the distributors with the driver can be done via a box to box plug-in connection or via an extension lead. Any number of distributors can be connected to the driver.

Area of application:	For switching On/Off and dimming (0–100%)
Memory function:	Previous status after current switched off
Material:	Plastic
Colour:	Black
Dim. (L x W x H):	120 x 50 x 16 mm
Mounting:	For screw fixing For glue fixing
Supplied with:	1 Distributor including fixing material (adhesive tape and screws)

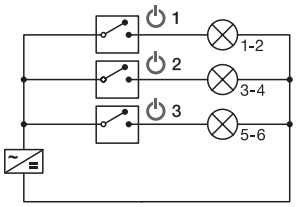

Group circuit

Group connection (red feedback LED)
Switch 1 = outputs 1 and 2
Switch 2 = outputs 3 and 4
Switch 3 = outputs 5 and 6

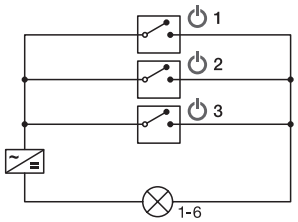

OR circuit

OR circuit (blue feedback LED)
Switching on via switch 1, 2 or 3, all switches that are switched on are operated again for switching off. No dimmer may be used in the OR circuit operation mode!

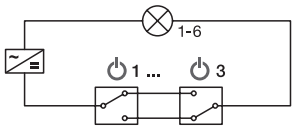

Digital cross circuit

Digital cross circuit (green feedback LED)
Operate one switch (1, 2 or 3) to switch all outputs On/Off

Wattage capacity W	Cat. No.
120.0	833.95.829

Lighting system. Additional components in the Häfele Lighting catalogue.

Lighting
Linear light from page 62
Furniture light from page 208
Ceiling, wall light from page 244

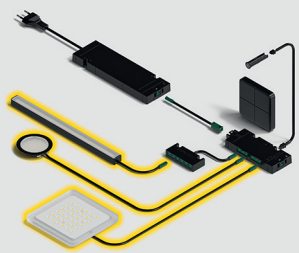

Controlling
Wired
Sensors from page 366

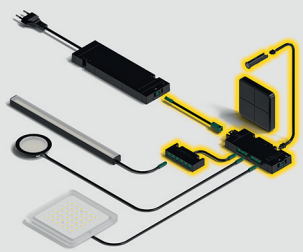

Supplying
Drivers from page 400
Main leads from page 414

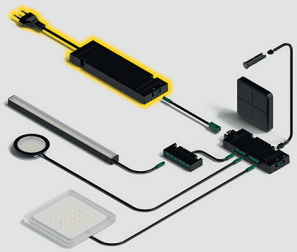

6-way adapter



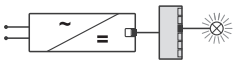

Can also be connected to 6-way distributor

> Unswitched outputs with continuous current

Material:	Plastic
Colour/finish:	Black
Dim. (L x W x H):	70 x 30 x 14 mm
Cable length:	80 mm
Supplied with:	1 Distributor with lead

Wattage capacity W	Cat. No.
120.0	833.77.839

Lighting system. Additional components in the Häfele Lighting catalogue.

Lighting
Linear light from page 62
Furniture light from page 208
Ceiling, wall light from page 244

Controlling
Wired
Sensors from page 366
Actors from page 380

Supplying
Drivers from page 400
Main leads from page 414

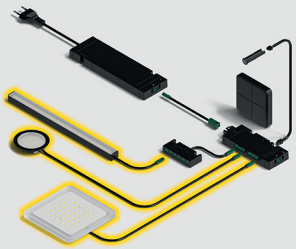

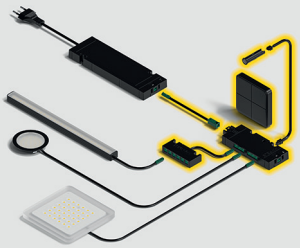

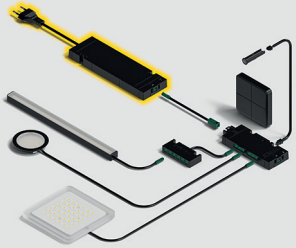

2-way distributor DALI/Push/1–10 V
Box-to-Box





Control inputs
(direct connection for clamping)

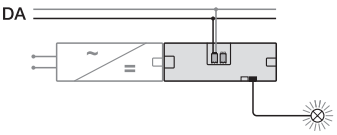

DALI-2™ connection diagram

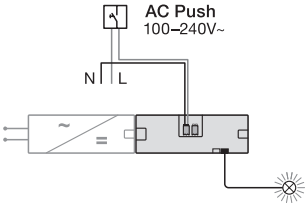

Connection diagram
for mains voltage push button

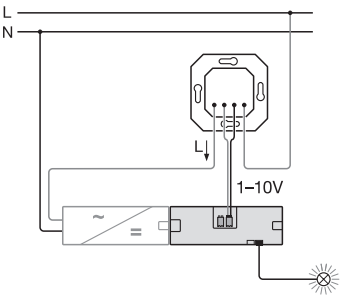

1–10 V dimmer connection diagram

> One distributor for 3 control options: DALI-2™, mains voltage push button or 1–10 V dimmer
> DALI DT6 (monochrome) certified

Area of application:	For dimming lights via DALI-2™, mains voltage push button or 1 –10 V dimmer.
Colour/finish:	Black
Dim. (L x W x H):	149 x 50 x 16 mm
Switching function:	On/Off and dimming
Current carrying capacity:	5 A
Life time:	50,000 hrs
Mounting:	For glue fixing, for screw fixing
Installation reference:	Control inputs suitable for cable cross-sections of 0.75–1.5 mm^2
Supplied with:	1 Distributor with mounting material

Monochrome

	Cat. No.
	833.77.844

Note
The memory function (storage of dimming value after currentless) depends on the selected control option.

Order reference
The control components must be provided by the customer.
Please order the 24 V driver separately.
A mains lead with open cable ends is available (833.89.009) for connecting the driver directly to the mains voltage.

Lighting system. Additional components in the Häfele Lighting catalogue.

Lighting
Linear light from page 62
Furniture light from page 208
Ceiling, wall light from page 244

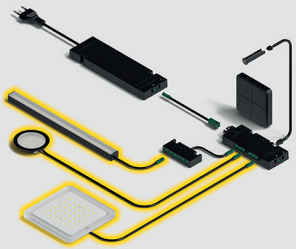

Controlling
Wired

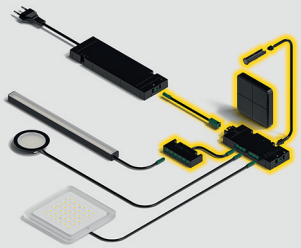

Supplying
Drivers from page 400
Main leads from page 414

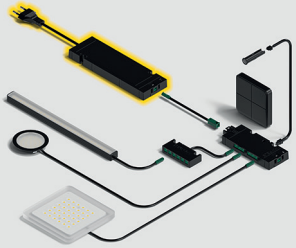

Multi driver box



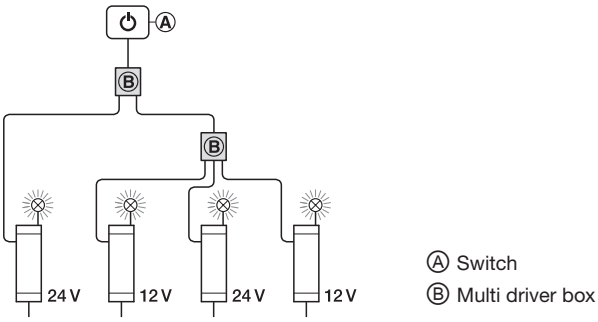

Cascade, consists of 2 multi driver boxes for max. 5 drivers/distributors

> Up to 3 LED drivers with or distributors with a switching function can be controlled with 1 switch.

Material:	Plastic
Colour/finish:	Black
Dim. (L x W x H):	50 x 40 x 19 mm
Standby power consumption:	1.5 W
Degree of protection:	IP20
Cable length:	1000 mm
Plug drill hole Ø:	12 mm
Supplied with:	1 Driver box with mounting material 3 Leads for switches, each 1 m

	Cat. No.
	833.89.061

Note
Maximum lead length from driver to switch 6 m.
Up to 5 drivers can be switched using one switch by cascading 2 multi-driver boxes.
No current flows via the box, i.e. drivers can be switched independently of their maximum power.

Order reference
Please order lead for switch with different lengths separately.

Lighting system. Additional components in the Häfele Lighting catalogue.

Lighting
Linear light from page 62
Furniture light from page 208
Ceiling, wall light from page 244

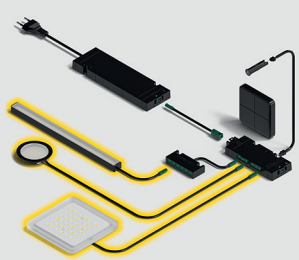

Controlling
Wired
Sensors from page 366
Actors from page 380

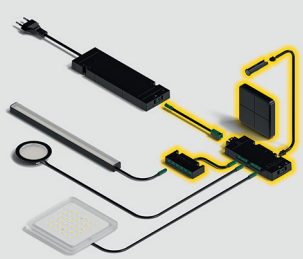

Supplying
Drivers from page 400
Main leads from page 414

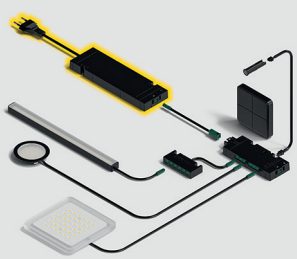

Multi switch box



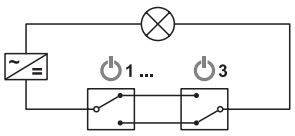

Cross circuit

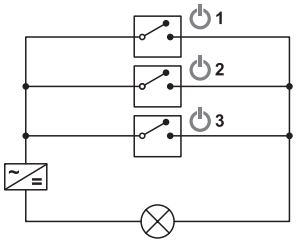

Deactivated cross circuit

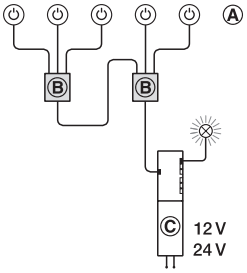

Connection diagram for distributor with switching function

Combination of
2 multi switch boxes

Ⓐ Switch
Ⓑ Multi switch box
Ⓒ Driver

> 1 LED driver/distributor with switching function operated by up to 3 switches.
> Allows the LED driver or distributor with switching function to be switched on and off from different positions.

Operation mode:	With cross circuit, Deactivated cross circuit
Material:	Plastic
Colour/finish:	Black
Dim. (L x W x H):	55 x 45 x 16 mm
Standby power consumption:	0.3 W
Degree of protection:	IP20
Cable length:	2000 mm
Supplied with:	1 Multi switch box with 2 m lead for switch

Functionality
2 operating modes can be selected using an integrated toggle switch.
Cross circuit: On/Off switching at different switches.
Deactivated cross circuit: Switching on with switch 1, 2 or 3.
To switching off, all switches that were switched on have to be actuated again.

Control inputs	Control outputs	Cat. No.
1 x socket, switch	3 x socket, switch	833.89.036

Note
2 multi-switch boxes can be combined and used with 5 switches.
Not to be used with dimmer 833.89.043.

Order reference
Lead for switch available in other lengths.
Please order separately.

Lighting system. Additional components in the Häfele Lighting catalogue.

Lighting
Linear light from page 62
Furniture light from page 208
Ceiling, wall light from page 244

Controlling
Wired
Sensors from page 366
Actors from page 380

Supplying
Drivers from page 400
Main leads from page 414

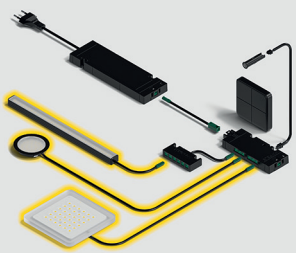

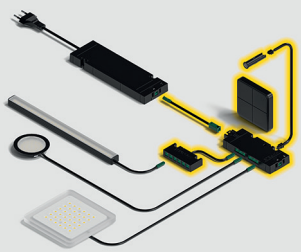

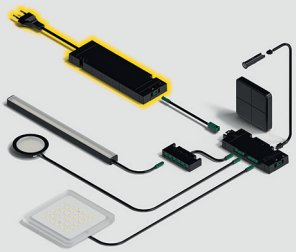

Lead/Extension lead

For multi driver box and multi switch box



Area of application:	For multi driver box and multi switch box
Material:	Plastic
Plug drill hole Ø:	12 mm
Supplied with:	1 plug/plug lead

For switches and modular switches



Area of application:	For switches and modular switches
Plug drill hole Ø:	12 mm
Socket drill hole Ø:	12 mm
Supplied with:	1 Extension lead plug/socket

For modular switch



Area of application:	For modular switch
Version:	With snap-in connector
Material:	Plastic
Plug drill hole Ø:	12 mm
Supplied with:	1 Lead plug/modular plug

Lead

	500 mm	1000 mm	2000 mm
	833.89.068	–	833.89.069

Note
Alternative to the supplied 1 m lead for multi switch box.

Extension lead

	–	–	833.89.067

Note
Suitable for extending all switch leads (integrated leads, modular leads, leads for multi switch box).
Max. lead length from driver to switch: 6 m.

Lead

	833.89.140	833.89.141	833.89.142

Note
The maximum lead length of a switch is 6 m

Lighting system. Additional components in the Häfele Lighting catalogue.

Lighting
Linear light from page 62
Furniture light from page 208
Ceiling, wall light from page 244

Controlling
Wired
Sensors from page 366
Actors from page 380

Supplying
Drivers from page 400
Main leads from page 414

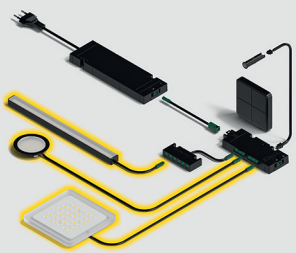

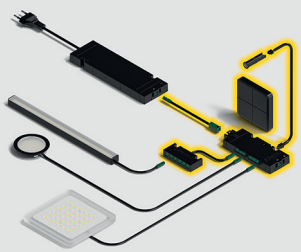

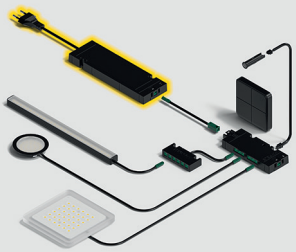

Supply.


9:41
HÄFELE Lighting
Create light experiences with ease in minutes.
Start
1 2 3 4 5 6
A
B
C

The products.

Power supply units 400

- Pro drivers 400
- Plus drivers 404
- Pure drivers 410
- Driver accessories 412



Supplying 24 V

Driver Pro



Drivers constant voltage 24 V
Page 400

Driver Plus



Drivers constant voltage 24 V
Page 404



Dimmable driver, 24 V
Page 408

Driver Pure



Wall plug driver constant voltage 24 V
Page 410

Driver accessories



Converter 12/24V
Page 412



Main leads
Page 414

Driver constant voltage 24 V

Pro



20 W



40 W



60 W



90 W

- Extremely flat
- Life time >50,000 hours
- Internationally certified and usable

Version:	With overload protection
Colour:	Black
Degree of protection:	IP20
Output voltage:	DC 24 V +/- 3%
Number of connections:	1 x Socket 24 V
Supplied with:	1 Driver with mounting accessories

Output power W	Output current A		Mains voltage	Standby power consumption W	Dim. (L x W x H) mm	Cat. No.
20	0.83	US	100–240 V~; 50–60 HZ	0.11	140 x 50 x 16	833.95.026
20	0.83	EU	220–240 V~; 50–60 HZ	0.10	140 x 50 x 16	833.95.009
40	1.67	US	100–240 V~; 50–60 HZ	0.15	191 x 60 x 16	833.95.010
60	2.50	US	100–240 V~; 50–60 HZ	0.20	230 x 70 x 16	833.95.020
90	3.75	US	100–240 V~; 50–60 HZ	0.21	316 x 70 x 16	833.95.011

Ambient temperature –25 °C to +45 °C
Ensure that there is a sufficient air supply and circulation at the mounting location.
The life time is doubled with an ambient temperature of <30 °C.

Maximum lead length from the driver to the device is 10 m.

Order reference:
Please order mains lead separately.

Lighting system. Additional components in the Häfele Lighting catalogue.

Lighting
Linear light from page 62
Furniture light from page 208
Ceiling, wall light from page 244

Controlling
Wireless
Sensors from page 318
Actors from page 354

Wired
Sensors from page 366
Actors from page 380

Supplying
Main leads from page 414

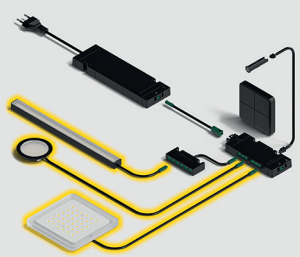

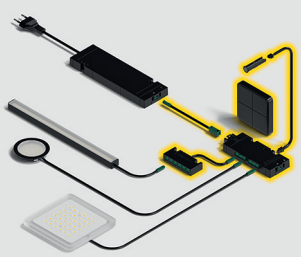

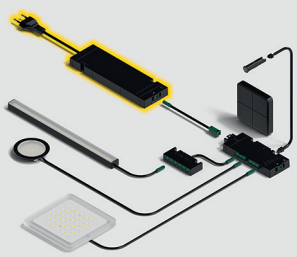

Driver constant voltage 24 V

Pro



240 W



270 W

> Extra power
> Life time >50,000 hours

Version:	With overload protection
Colour:	Black
Degree of protection:	IP20
Standby power consumption:	<0.5 W
Output voltage:	DC 24 V +/- 3%
Dim. (L x W x H):	234 x 75 x 38 mm
Supplied with:	1 Driver with mounting accessories

Output power W	Output current A		Mains voltage	Number of connections 24 V	Cat. No.
240 (2 x 120)	2 x 5	EU	200–240 V~, 50–60 Hz	2x socket	833.95.012
270 (3 x 90)	3 x 3.75	US	100–120 V~, 50–60 Hz	3x socket	833.95.022

Please pay attention to the regional input voltage when choosing the driver!

Ambient temperature –25°C to +45 °C (270 W: 40 °C)
Ensure that there is a sufficient air supply and circulation at the mounting location.
The life time is doubled with an ambient temperature of <30° C.

Maximum lead length from the driver to the device is 10 m.

Order reference:
Please order mains lead separately.

Lighting system. Additional components in the Häfele Lighting catalogue.

Lighting
Linear light from page 62
Furniture light from page 208
Ceiling, wall light from page 244

Controlling
Wireless
Sensors from page 318
Actors from page 354

Wired
Sensors from page 366
Actors from page 380

Supplying
Main leads from page 414

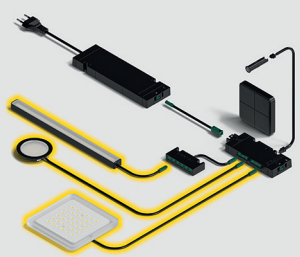

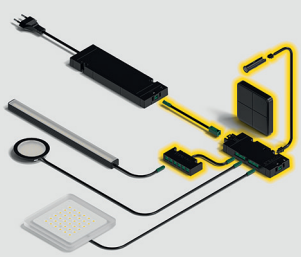

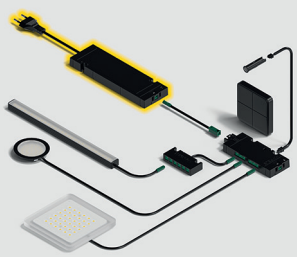

Driver constant voltage 24 V

Plus



20 W, 110 V



20 W, 230 V



40 W, 110 V



40 W, 230 V



90 W, 110 V



90 W, 230 V

> With switching function
> Extremely flat 16 mm
> Life time 30,000 h

Version:	With overload protection
Area of application:	For Häfele Lighting LED lights (not for other devices)
Material:	Plastic
Colour/finish:	Black
Mains frequency:	50–60 Hz
Output voltage:	24 V DC ±3%
Control inputs:	1 x Socket, switch
Installation:	For screw fixing, for glue fixing
Supplied with:	1 Driver including fixing materials

Output power W	Mains voltage V	Switched outputs	Output current A	Max. standby power consumption W	Ambient temperature °C	Dim. (L x W x H) mm	Cat. No.
20	100–127	4 x sockets, 2-pin 24 V	0.83	0.10	-25–45	138 x 50 x 16	833.75.932
40		4 x Sockets, 2-pin 24 V	1.67	0.10		190 x 60 x 16	833.75.934
90		6 x Sockets, 2-pin 24 V	3.75	0.10		260 x 70 x 16	833.75.936
20	220–240	4 x Sockets, 2-pin 24 V	0.83	0.20	-25–45	138 x 50 x 16	833.75.933
40		4 x Sockets, 2-pin 24 V	1.67	0.50		190 x 60 x 16	833.75.935
60		6 x Buchsen, 2-pol. 24 V	2.50	0.50		222 x 70 x 16	833.75.938
90		6 x Sockets, 2-pin 24 V	3.75	0.50		292 x 70 x 16	833.75.937

Installation reference
Ensure that there is a sufficient air supply and circulation at the mounting location.
Provide inspection opening.

Note
Please note the regional mains voltage when choosing the driver!
Please use drivers with a life time of >50,000 hrs for permanent operation.
Maximum lead length from the driver to the device: 10 m.
Long cable lengths in combination with large loads (strip light lengths) can result in voltage losses in the cable.
These lead to visible loss of brightness in the lights.
The illuminance listed with the lights has been determined with the rated output voltage of the driver (12 V or 24 V).

Order reference:
Please order mains lead separately.

Lighting system. Additional components in the Häfele Lighting catalogue.

Lighting
Linear light from page 62
Furniture light from page 208
Ceiling, wall light from page 244

Controlling
Wireless
Sensors from page 318
Actors from page 354

Wired
Sensors from page 366
Actors from page 380

Supplying
Main leads from page 414

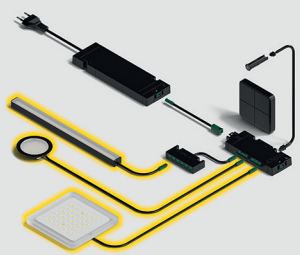

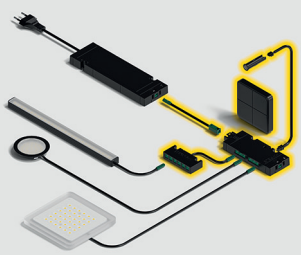

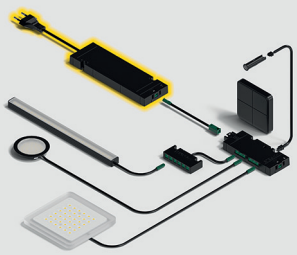

Driver constant voltage 24 V

Plus

With switching input



Drivers, 20 W



Drivers, 40 W



Drivers, 60 W



Drivers, 90 W



Drivers, 120 W

Box to box version











- Life time >30,000 h
- Universal voltage input
- Internationally certified and usable
- With switch input or as box to box version

Version:	With overload protection
Colour:	Black
Degree of protection:	IP20
Output voltage:	DC 24 V +/– 5 %
Connections:	4 or 6 x socket 24 V or 1 box to box socket
Supplied with:	1 Driver including fixing materials

Output power W	Output current A	Mains voltage V	Standby power consumption W	Dim. (L x W x H) mm	Cat. No.
With switching input					
20	0.83	100–240 V ~; 50–60 HZ	≤0.5	138 x 50 x 16	833.72.728
40	1, 67			192 x 60 x 16	833.72.737
60	2.5			221 x 70 x 16	833.72.739
90	3.75			260 x 70 x 16	833.72.747
120	5			260 x 70 x 16	833.72.749
Box to box version					
20	0.83	100–240 V ~; 50–60 HZ	≤0.5	138 x 50 x 16	833.72.733
40	1, 67			192 x 60 x 16	833.72.738
60	2.5			221 x 70 x 16	833.72.746
90	3.75			260 x 70 x 16	833.72.748
120	5			260 x 70 x 16	833.72.752

Ambient temperature –20 °C to +45 °C
Ensure that there is a sufficient air supply and circulation at the mounting location.
Please use drivers with a life time of >50,000 h for permanent operation.
Maximum lead length from the driver to the device is 10 m.

Long cable lengths in combination with large loads (strip light lengths) can result in voltage losses in the cable. These lead to visible loss of brightness in the lights.

Order reference:
Please order mains lead separately.

Lighting system. Supplementary components in the Häfele Lighting catalogue.

Lighting
Linear light from page 62
Furniture light from page 208
Ceiling, wall light from page 244

Controlling
Wireless
Sensors from page 318
Actors from page 354

Wired
Sensors from page 366
Actors from page 380

Supplying
Main leads from page 414

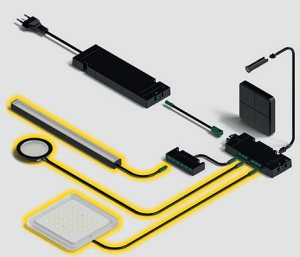

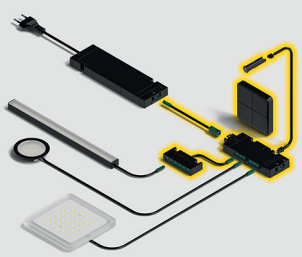

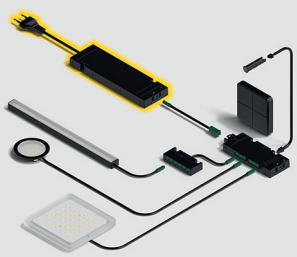

Dimmable driver, 24 V DC ± 5%

Plus

Dimmable with leading-edge phase dimmer or trailing-edge phase dimmer



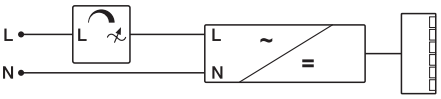

Connection diagram: leading-edge phase dimmer or trailing-edge phase dimmer connected to driver in series

> Easy integration into house installation
> Can be dimmed directly at the driver input

Version:	Dimmable due to leading-edge phase dimmer or trailing-edge phase dimmer, with overload protection, short circuit protection, temperature protection and overvoltage protection
Colour/finish:	White
Mains voltage:	220–240 V
Mains frequency:	50–60 Hz
Output voltage:	24 V DC ± 5%
Inputs:	1 x socket, direct connection for screw fixing
Outputs:	6 x socket, 2-pin 24 V
Life time:	>30,000 hrs
Switch-on current:	20 A, 200µs
Power factor:	0.95
Efficiency:	83°
Dimming range:	5-100% The smallest dimming level is influenced by the phase angle of the dimmer.
Mounting:	For screw fixing
Installation reference:	Only trained electricians with appropriate qualifications are permitted to install, start up and maintain the product.
Supplied with:	1 Power supply unit for direct connection, 1 6-way distributor

Output power W	Max. standby power consumption W	Ambient temperature °C	Dim. (L x W x H) mm	Cat. No.
30	1.50	-20–45	145 x 50 x 22	833.77.976

Note
Maximum lead length from the driver to the consumer: 10 m.
Loss of voltage in cable due to long cable lengths in conjunction with large loads (strip light lengths). These lead to visible loss of brightness in the lights.
The illuminance listed with the lights has been determined with the rated output voltage of the driver.
Intended use: Connecting dimmable lights
(not for distributors with switching function or Connect Mesh, charging stations or sound systems)

Lighting system. Additional components in the Häfele Lighting catalogue.

Lighting
Linear light from page 62
Furniture light from page 208
Ceiling, wall light from page 244

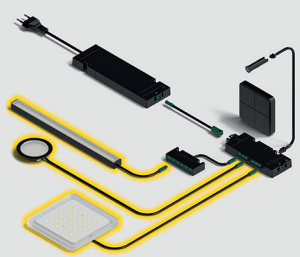

Wired
Sensors from page 366

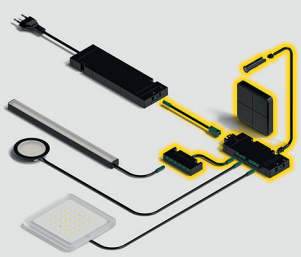

Supplying
Drivers from page page 400
Main leads from page 414

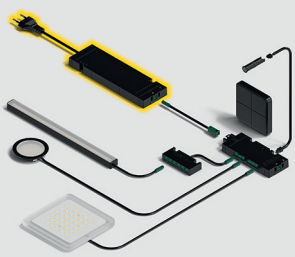

HÄFELE Lighting The Catalogue.

Wall plug driver constant voltage 24 V

Pure



12 W (EU)



12 W (US)



24 W (EU)



24 W (US)

> Life time >15,000 h
> Wall plug driver for US, EU market
> Integrated output socket in housing

Version:	With overload protection
Colour:	Black
Degree of protection:	IP20
Output voltage:	DC 24 V +/– 5%
Number of connections:	1 x sockets 24 V
Supplied with:	1 Driver

Output power W	Output current A	Mains voltage V	Standby power consumption W	Dim. (L x W x H) mm	Cat. No.
12 (EU)	0.5	220–240 V ~; 50–60 HZ	≤0.5	30 x 42 x 63	833.89.323
12 (US)	0.5	110–240 V ~; 50–60 HZ	≤0.5	30 x 42 x 63	833.89.324
24 (EU)	1	220–240 V ~; 50–60 HZ	≤0.5	30 x 44 x 78	833.89.325
24 (US)	1	110–240 V ~; 50–60 HZ	≤0.5	30 x 44 x 78	833.89.326

Ambient temperature –20 °C to +40 °C
Ensure that there is a sufficient air supply and circulation at the mounting location.

Matching accessories such as foot switch 833.95.938 and hand dimmer 833.95.939 can be ordered separately.

Lighting system. Supplementary components in the Häfele Lighting catalogue.

Lighting
Linear light from page 62
Furniture light from page 208
Ceiling, wall light from page 244

Controlling
Wireless
Sensors from page 318
Actors from page 354

Wired
Sensors from page 366
Actors from page 380

Supplying
Main leads from page 414

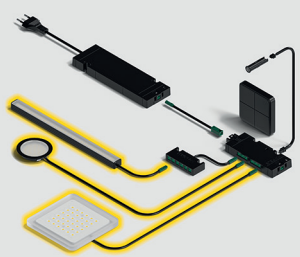

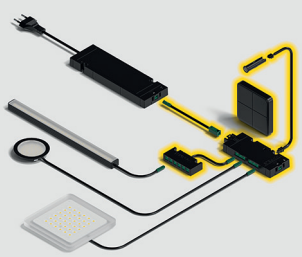

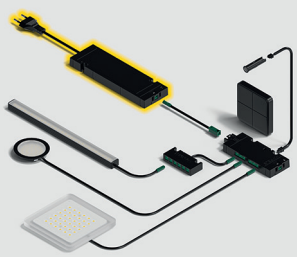

Converters 12/24 V
With switching function



12 V to 24 V converters

> Max. output power 50 W
> 12 V to 24 V converter

Area of application:	Convert 12 V to 24 V
Version:	With switching function
Memory function:	Depending on the sensor switch
Material:	Plastic
Colour:	Black
Dim. (L x W x H):	120 x 50 x 16 mm
Installation:	For screw fixing, for glue fixing
Supplied with:	1 Converter incl. fixing material (adhesive tape and screws)



24 V to 12 V converters

> Max. output power 50 W
> 24 V to 12 V converter

Area of application:	Convert 24 V to 12 V
Version:	With switching function
Memory function:	Depending on the sensor switch
Material:	Plastic
Colour:	Black
Dim. (L x W x H):	120 x 50 x 16 mm
Installation:	For screw fixing, for glue fixing
Supplied with:	1 Converter incl. fixing material (adhesive tape and screws)

Power consumption W	Output power W	Cat. No.
60	50	833.77.846

Note
Maximum possible connected rating of 50 W per converter.

60	–	833.77.847

Note
Maximum possible connected rating of 50 W per converter.

Lighting system. Additional components in the Häfele Lighting catalogue.

Lighting
Linear light from page 62
Furniture light from page 208
Ceiling, wall light from page 244

Controlling
Wireless
Sensors from page 318
Actors from page 354

Wired
Sensors from page 366
Actors from page 380

Supplying
Drivers from page 400
Main leads from page 414

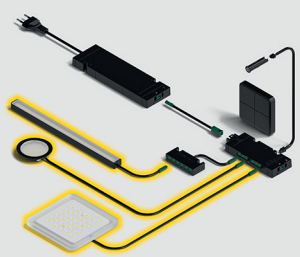

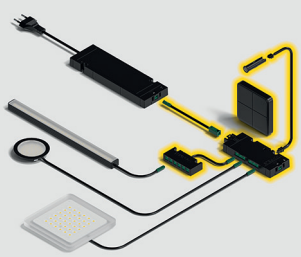

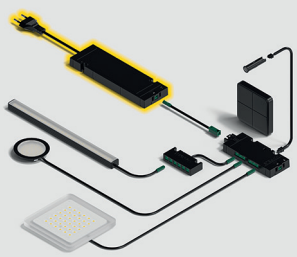

Mains lead
Socket C7 (small appliance plug)



UK



AU



EU



US



JP



CN



KR



TW



EU



US

Area of application:	For small appliances with input C8, e.g. drivers up to 90 W
Material:	Plastic
Colour:	Black
Cable length:	2000 mm

Plug design	Designation	Cat. No.
	UK	833.89.000
	AU	833.89.001
	EU	833.89.002
	US	833.89.003
	JP	833.89.016
	CN	833.89.005
	KR	833.89.006
	TW	833.89.007
	EU	833.89.009
	US	833.89.050

Lighting system. Additional components in the Häfele Lighting catalogue.

Lighting
Linear light from page 62
Furniture light from page 208
Ceiling, wall light from page 244

Controlling
Wireless
Sensors from page 318
Actors from page 354

Wired
Sensors from page 366
Actors from page 380

Supplying
Drivers from page 400

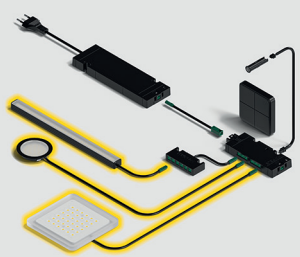

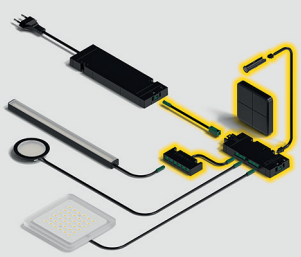

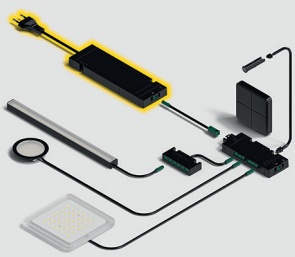

Mains lead
Socket C7 (small appliance plug)



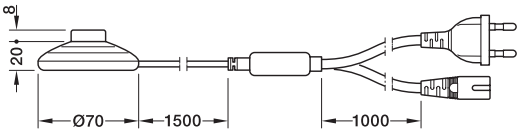

EU, with foot switch



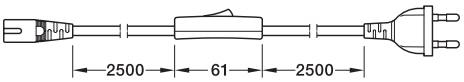

EU, with manual switch



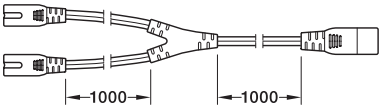

Y-extension



Extension

Area of application:	For small appliances with input C8, e.g. drivers up to 90 W
Material:	Plastic
Colour:	Black

		Length mm	Version	Cat. No.
	EU	2500	With foot switch	833.89.211
		5000	With manual switch	833.89.214
	EU	2000	Y-extension	833.89.217
		2000	Extension	833.89.220

Lighting system. Additional components in the Häfele Lighting catalogue.

Lighting
Linear light from page 62
Furniture light from page 208
Ceiling, wall light from page 244

Controlling
Wireless
Sensors from page 318
Actors from page 354

Wired
Sensors from page 366
Actors from page 380

Supplying
Drivers from page 400

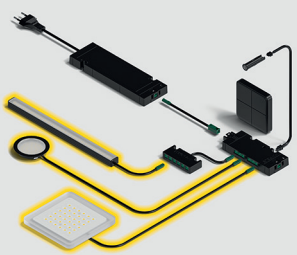

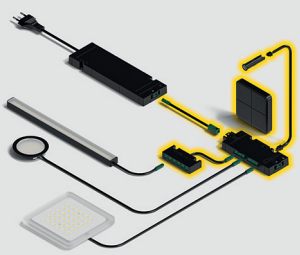

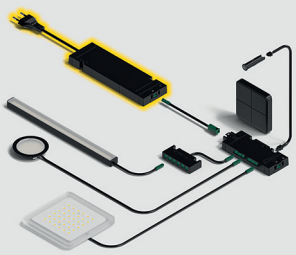

Mains lead
Socket C13 (cold appliance plug)



UK



AU



EU



US



JP



CN



KR



TW



EU



US

Area of application:	For cold appliances with input C14, e.g. 240 W driver
Material:	Plastic
Colour:	Black
Cable length:	2000 mm

Plug design	Designation	Cat. No.
	UK	833.89.256
	AU	833.89.257
	EU	833.89.258
	US	833.89.259
	JP	833.89.260
	CN	833.89.261
	KR	833.89.262
	TW	833.89.263
	EU	833.89.265
	US	833.89.264

Lighting system. Additional components in the Häfele Lighting catalogue.

Lighting
Linear light from page 62
Furniture light from page 208
Ceiling, wall light from page 244

Controlling
Wireless
Sensors from page 318
Actors from page 354

Wired
Sensors from page 366
Actors from page 380

Supplying
Drivers from page 400

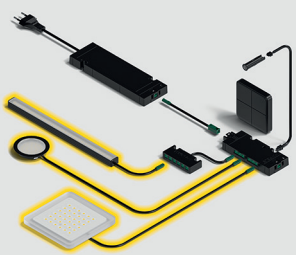

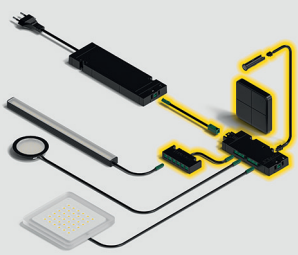

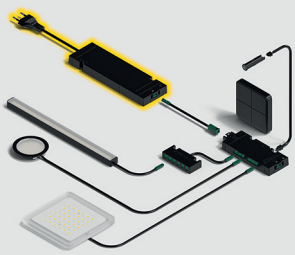

Accessories.

The products.

Cables 424

- Extensions 424
- Y extensions 426
- Leads 428

Charging stations 430

- Inductive charging station 430
- USB charging station 432

Electrical accessories 434

- Power outlet, cable with flat plug 434
- Flush-mounted boxes 436

Tools 438

- Wood drill bit, drilling jig 438
- Stripper 438
- Adhesive tape 440
- Batteries 440
- Roll-in tool 440

Accessories

Leads, charger



Extension leads
Page 424



Connecting cable
Page 428



Charger wireless
Page 430



USB charging station
Page 432

Electrical accessories



With extension cable and coupling
Page 434



Flush-mount socket
Page 436

Consumables and Tools



Drilling jig
Page 438



Drills
Page 438



Stripper
Page 438



Adhesive tape
Page 440



Batteries
Page 440



Roll-in tool
Page 440

Extension leads



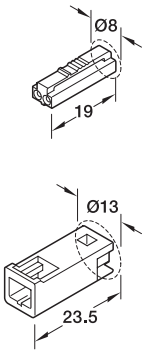

Area of application:	For monochrome lights and tunable white (2 wire technology) or other 2-pin devices and distributors
Material:	Plastic
Current carrying capacity:	max. 5 A
Wire cross section AWG:	18
Drill hole Ø:	Plug 8 mm, socket 13 mm
Supplied with:	1 Extension lead 1 Plug/1 Socket



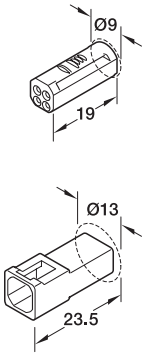

Area of application:	For tunable white (3-wire technology) lights
Material:	Plastic
Current carrying capacity:	max. 3.5 A
Wire cross section AWG:	20
Drill hole Ø:	Plug 9 mm, socket 13 mm
Supplied with:	1 Extension lead 1 Plug/1 Socket



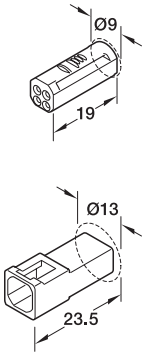

Area of application:	For RGB lights
Material:	Plastic
Current carrying capacity:	max. 3.5 A
Wire cross section AWG:	20
Drill hole Ø:	Plug 9 mm, socket 13 mm
Supplied with:	1 Extension lead 1 Plug/1 Socket

	100 mm	500 mm	1000 mm	2000 mm
Monochrome and tunable white (2-wire technology)	833.95.916	833.95.719	833.95.718	833.95.717
Tunable white (3-wire technology)	–	833.95.794	833.95.796	833.95.720
RGB	–	–	–	833.95.721

Extension leads

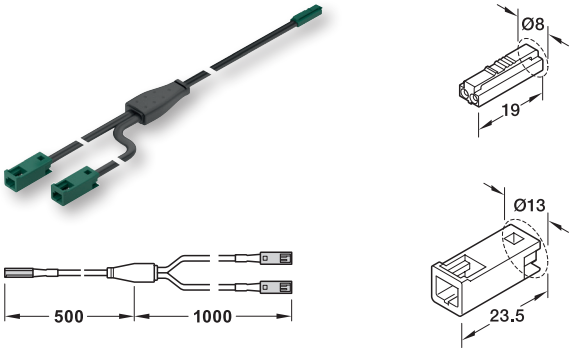

Area of application:	For monochrome lights and other 2-pin devices and distributors
Material:	Plastic
Current carrying capacity:	max. 5 A
Wire cross section AWG:	18
Drill hole Ø:	Plug 8 mm, socket 13 mm
Supplied with:	1 Extension lead 1 Plug/2 Sockets



Area of application:	For monochrome lights and other 2-pin devices and distributors
Material:	Plastic
Current carrying capacity:	max. 5 A
Wire cross section AWG:	18
Drill hole Ø:	Plug 8 mm, socket 13 mm
Supplied with:	1 Extension lead 1 Plug/4 Sockets

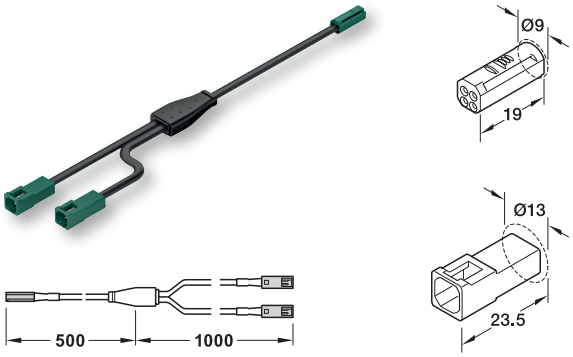

Area of application:	For tunable white lights
Material:	Plastic
Current carrying capacity:	max. 3.5 A
Wire cross section AWG:	20
Drill hole Ø:	Plug 9 mm, socket 13 mm
Supplied with:	1 Extension lead 1 Plug/2 Sockets

	Length mm	Cat. No.
Monochrome and tunable white (2-wire technology)	1500	833.75.744
Monochrome and tunable white (2-wire technology)	6500	833.95.743
Tunable white (3-wire technology)	1500	833.93.739

Extension leads



Area of application:	For monochrome lights and other 2-pin consumers and distributors
Material:	Plastic
Current carrying capacity:	3.5 A
Wire cross section AWG:	20
Version:	Bare end for soldering
Supplied with:	1 Lead plug/bare ended



Area of application:	For tunable white (3-wire technology) lights and distributor
Material:	Plastic
Current carrying capacity:	3.5 A
Wire cross section AWG:	20
Version:	Bare end for soldering
Drill hole Ø:	Plug 8 mm, socket 13 mm
Supplied with:	1 Lead plug/bare ended



Area of application:	For connecting LED strip light, tunable white, (3-wire technology) 10 mm with another tunable white (3-wire technology) consumer
Material:	Plastic
Current carrying capacity:	3.5 A
Wire cross section AWG:	20
Drill hole Ø:	Socket 13 mm
Supplied with:	1 Extension lead



Area of application:	Modular tunable white (3-wire technology) lights
Material:	Plastic
Version:	With snap-in connector
Current carrying capacity:	max. 1.5 A
Wire cross section AWG:	24
Drill hole Ø:	Plug 9 mm
Supplied with:	1 Lead plug/plug

	Length mm	Cat. No.
Monochrome and tunable white (2-wire technology)	2000	833.72.722
Tunable white (3-wire technology)	2000	833.75.753
Tunable white (3-wire technology)	100	833.75.751
Tunable white (3-wire technology)	2000	833.95.790

Inductive charging station



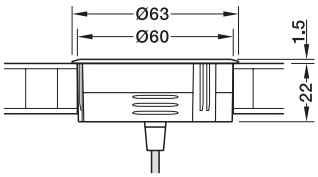

Installation with through hole

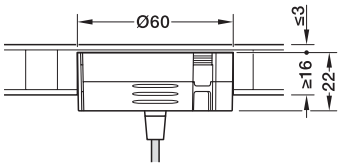

Installation with blind hole

- Aesthetic solution: concealed installation possible
- WPC Qi2 standard: Quick charging function and integrated magnets for optimum positioning for efficient charging and for vertical charging
- Backwards compatible with Qi1

Version:	Removable cover
Material:	Aluminium/plastic
Dimensions (Ø x H):	58 x 23 mm
Output power:	Up to 20 W
Wattage:	20 W
for panel thickness:	≥16 mm
Degree of protection:	IP20
Installation:	Drilling in and clamping
Drill hole Ø:	60 mm
Cable length:	2000 mm
Supplied with:	1 Charging station 2 Covers (black, white) 1 Sticker for concealed installation mounting material incl. cable clamps



	Charging current	Black/white
Inductive charging station Qi2	1 x 1.25 A	833.73.822

Note
Driver output at least 20 W per charging station.
When using an optional 6-way distributor with switching function or Connect Mesh, always connect this charging station to the 7th Connect output (continuous current) of the 6-way distributor.

Warning
Magnetic fields that can affect pacemakers or other implanted devices can occur during the charging procedure.
Contact the manufacturer of the implant before start-up/use.

Installation reference
In order to ensure the charging function, do not use in metallic materials or materials with a metal coating.
Max. material penetration 3 mm.

Charging only works optimally when using appropriate mobile phone cases.

USB charging station



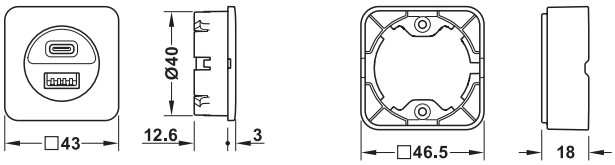

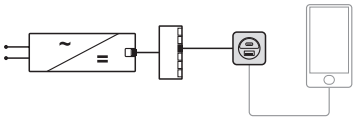

> For groove mounting or with optional housing (included in scope of delivery)

Area of application:	Furniture
Material:	Plastic
Dimensions (Ø x H):	40 x 18 mm
Output voltage:	5 V
Output power:	14 W
Degree of protection:	IP20
Installation:	Drilling in and clamping, for screw fixing
Drill hole Ø:	40 mm
Cable length:	1500 mm
Supplied with:	1 USB charging station with lead 1 Housing

Charging socket	Charging current sockets	Black	White
1 x USB-A, 1 x USB-C	1 x 2.8 A	833.73.809	833.73.829

Note
Driver output min. 16 W per charging station

Installation reference
When using a 6-way distributor with switching function or Connect Mesh, please always connect this charging station to the 7th.
Output (continuous current) of the 6-way distributor.

Power outlet box, with extremely flat power plug
230 V, 3600 W, 16 A



With extension cable and 3-way socket

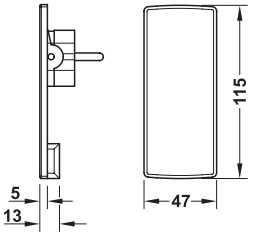

> The low installation height allows sockets to be used behind furniture, yet the furniture is almost flush with the wall
> The movable plug head allows the plug to be removed from the socket without much effort

Equipped with:	Extremely flat power plug Socket alignment 45°
Mains connection:	1.5 m mains lead with extremely flat Schuko plug
Material:	Plastic
Dim. (L x W x H):	115 x 47 x 13 mm
Supplied with:	1 Schuko safety plug with 1.5 m extension cable and 3-way socket

Extension cable, with extremely flat power plug
230 V, 3600 W, 16 A



With extension cable and coupling

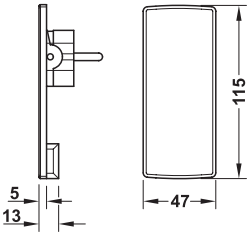

> The low installation height allows sockets to be used behind furniture, yet the furniture is almost flush with the wall
> The movable plug head allows the plug to be removed from the socket without much effort

Equipped with:	Extremely flat power plug
Mains connection:	1.5 m mains lead with extremely flat Schuko plug
Material:	Plastic
Dim. (L x W x H):	115 x 47 x 13 mm
Supplied with:	1 Schuko safety plug with 1.5 m extension cable and socket



Outputs	Colour/finish	Cat. No.
Power outlet box		
3 x Schuko socket outlets, F (DE)	Black	820.52.370
	White	820.52.770

Extension cable		
1 x Schuko socket outlet, F (DE)	Black	820.52.360
	White	820.52.760

Cavity wall appliance box/Flush-mount socket

Flush-mount socket



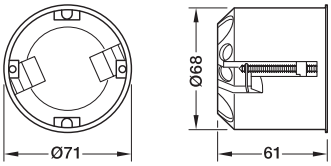

For drill hole diameter:	68 mm
For panel thickness:	2–40 mm
Version:	With retaining rim, dimensions in accordance with DIN
Material:	Plastic
Colour:	Red

Flush-mount socket



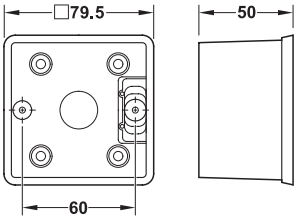

Material:	Plastic
Colour:	White
Mounting:	For flush mounting

	Cat. No.
Cavity wall appliance box, for thin cladding, 61 mm	917.91.039

Flush-mount socket	917.91.037

Drilling jig/Twist drill bit for wood set/Stripper





Drilling jig

> Precision drill holes in furniture side panels for cables and switches for lights.
> Drill holes for soft closing mechanisms for doors, wall plugs, shelf supports or cruciform mounting plates.
> Compact design for pre-assembled furniture.

Version:	Drilling sleeves 8, 10 and 12 mm, 5 mm sleeves for drill holes for mounting plates
For panel thickness:	16 mm, 19 mm, 25 mm
Length:	75 mm



Twist drill bit set for wood

Area of application:	For deep holes in all types of wood, MDF and acrylic glass
Version:	Set of 3, with centring tip
Supplied with:	1 Twist drill bit for wood Ø 8 mm/460 mm 1 Twist drill bit for wood Ø 10 mm/460 mm 1 Twist drill bit for wood Ø 12 mm/250 mm





Stripper

> Stripping the contacts of LED silicone strip lights for IP44 clips
> Stripping and cutting of cables

Area of application:	Suitable for cutting off the silicone tube around LED strip lights, also suitable for cutting or stripping cables
Version:	With fine adjustment and visual length measurement, with side cutting pliers up to a cable thickness of 3 mm and replaceable blades
Material:	Plastic/metal
Colour/finish:	Grey
Length:	175 mm

	Cat. No.
Drilling jig	001.25.080

Twist drill bit set for wood	001.20.354

Stripper	006.13.485

Adhesive tape/Battery/Roll-in tool



Area of application:	For attaching aluminium to wood, metals or plastics
Version:	Double-sided, high instant adhesion, high temperature resistance
Length:	33 m
Width:	10 mm
Thickness:	0.6 mm
Supplied with:	1 Roll of adhesive tape



Type of battery:	Lithium
Battery voltage:	3 V
rechargeable:	No
Supplied with:	1 CR2032 battery



Type of battery:	Lithium
Battery voltage:	3 V
rechargeable:	No
Supplied with:	1 CR2430 battery



Supplied with:	For pressing self-adhesive LED strip lights onto surfaces or into aluminium profiles
Material:	Handle: aluminium, Roller: rubber
Version:	Interchangeable castors with ball bearings
Supplied with:	1 LED roller 3 Rubber rollers 1 Replacement screw



8 mm wide
(for 5 mm
LED strip lights)



10 mm wide
(for 8 mm
LED strip lights)



12 mm wide
(for 10 mm
LED strip lights)

	Cat. No.
Adhesive tape, double-sided	833.89.266

CR2032 button cell battery, lithium	002.99.032

CR2430 button cell battery, lithium	002.99.032

Roll-in tool	001.25.777

Planning notes.

The topics.

- OneCable planning instructions 444
- Light effects and lighting technology 446
- Test icons and symbols 447
- Installation rules 448
- Glossary 449
- Technical questions | FAQs 451

OneCable.
Step by step.

Everyone is aware of the planning challenges, e. g. with permanently installed lights and fixed cable outlets in the wall and the ceiling. This not only limits your positioning options, it also means that you cannot react quickly to changes in the room.

How to plan and implement OneCable.

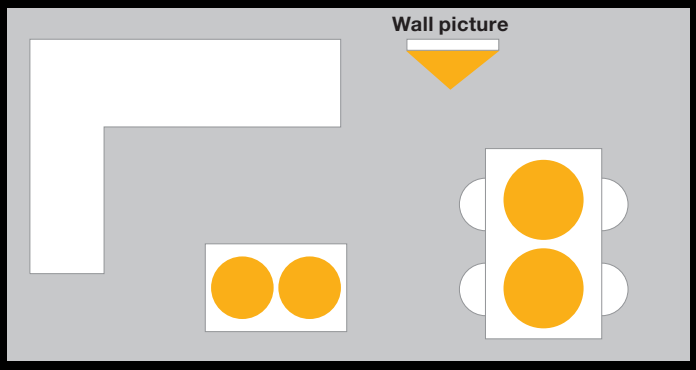

1. Plan out what lights you require.

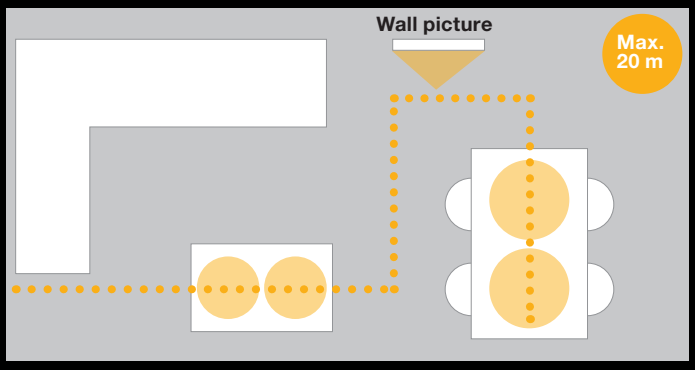

2. Plan out the route of the lighting system.

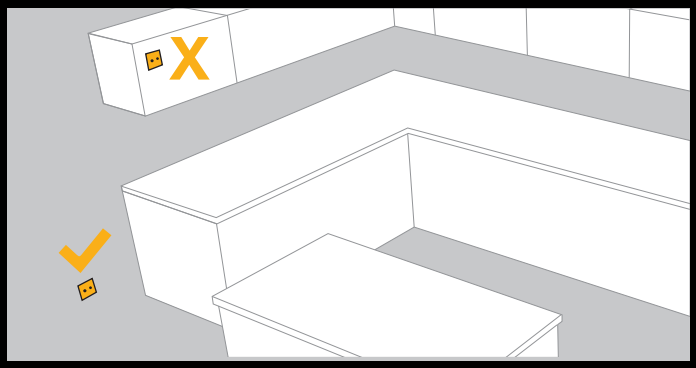

3. Decide on the starting point for OneCable.

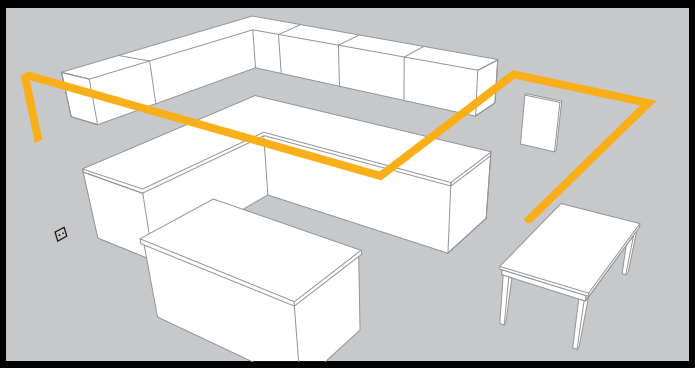

4. Route rails and corner connectors.

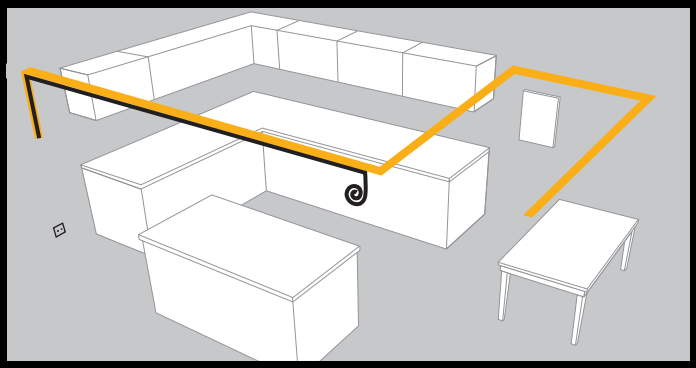

5. Insert a flat cable into the profile.

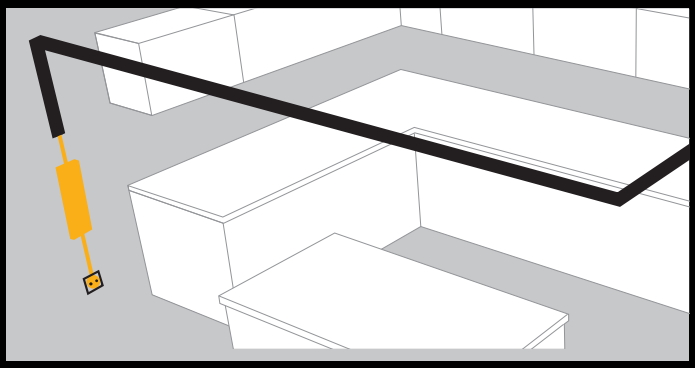

6. Electrical connection of OneCable.

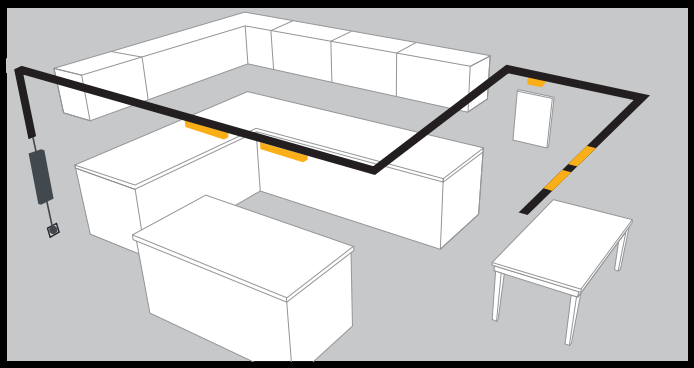

7. Position the lights.



8. Set up the controller.

Light effects and lighting technology.

Read off the illuminance at the cone of light.

Each monochrome and tunable white light in the catalogue is equipped with a cone of light that provides information about the illuminance.

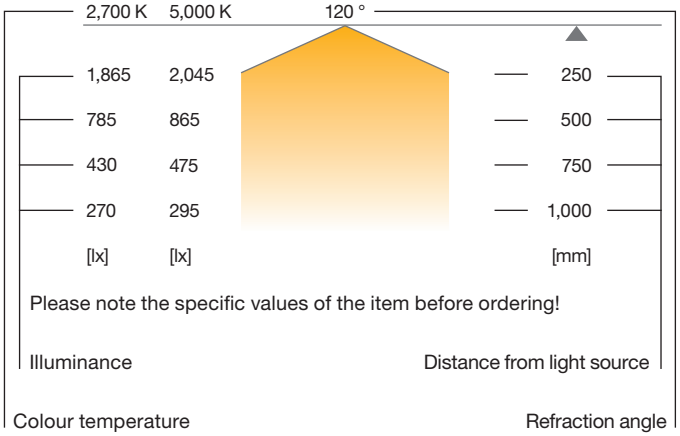

Note:
The specific values can be found on the respective item page.
With LED strip lights, the values relate to a strip light length of 1 m.
Colour temperatures between 3000 K and 4000 K lead to graduated illuminance levels.

Recommendation for illuminance indoors.

The effect of the colour temperature on different surfaces (wood, stone, dark, light) is different. The users also have different personal preferences. If necessary, test the effect with samples.

Interior room type	Illuminance in Lux on		Colour temperature
	Working height 750 mm	Floor height	
Kitchens, offices	500	150	2,700–4,000 K
Dining area	300	100	2,700–4,000 K
Store fixtures, galleries	300–500	150	4,000–6,500 K
Bedroom, living room	200–300	100	2,700–4,000 K
Bathroom	200–450	150	3,000–4,000 K
Storage room	200	100	4,000–5,000 K
Traffic areas	–	100	4,000–5,000 K
Orientation light	–	25–50	4000–5,000 K

Light source.

The shape and beam angle of a light influence the light effect.

Linear light
- Tends to have a two-dimensional effect
- Variation due to wide range of LED strip lights and profiles

Point and surface light
- Tends to have an accentuating effect (single light)
- Two-dimensional effect with combination of several lights

Light colour and colour temperature.

The selection affects our mood and well-being noticeably:

Monochrome = single-colour white

Grouped into the following areas:
- Warm white < 3,300 Kelvin
- Neutral white 3,300–5,300 Kelvin
- Daylight white > 5,300 Kelvin

2-pin cables are used for power supply.

Tunable white = variable changeable white

- Continuous light colours from warm white to neutral white
- 3-pin cables or 2-pin cables with 2-wire technology

RGB = coloured

- 16 million light colours by means of additive colour mixing
- 4-pin cables

Test symbols and symbols.

Product features.

Dimmable

Monochrome = single-colour white/2-pin cables

Tunable white = variable changeable white/Luminaires with integrated mesh chip

Tunable white = variable changeable white/2-pin cables

Tunable white = variable changeable white/3-pin cables

RGB = coloured/4-pin cables

Bluetooth®

EasyPairing – quick coupling of Häfele Connect components

Certifications/test symbol.

Confirmation from the manufacturer that the product complies with the product-specific applicable European norms and standards. The mark will not be commercially published by Häfele Lighting.

RoHS Restriction of Hazardous Substances (EU directive 2011/65/EU). The mark will not be commercially published by Häfele Lighting.

UK Conformity Accessed (United Kingdom)

Underwriters Laboratories, compliance with the national standards in the USA and Canada

Energy efficiency standard VI of the United States Department of Energy

Product Safety Electrical Appliance and Material Safety Law (for Japan)

Regulatory Compliance Mark (for Australia)

China Compulsory Certification

Eurasian Conformity, for CU countries (Russia, Kazakhstan, Belarus)

Bureau of Indian standards (India)

Korea Certification Mark

CMIM (Morocco)

Bureau of standards, Metrology & Inspection BSMI (for Taiwan)

Thai Industrial Standards Institute TISI

European Norms Electrical Certification, with indication of the test facility (one of 18 European national institutes)

TÜV seal of quality

VDE test symbol

Declaration of Conformity for telecommunication and radio equipment (USA)

Telecommunication and radio equipment (Japan)

Protection class.

There are three valid protection classes. Protection class 1 is applicable for those lights without indication of the safety standard in the nameplate.

I Lights with a connection for earthed conductors to which all touchable metal parts must be connected, which can become live immediately in the event of a fault. Appliance with earthed conductor connection.

II No metal parts must be touchable here that can become live immediately in the event of a fault. Appliance without earthed conductor connection.

III Lights for operating with voltages that can be generated with a safety transformer in accordance with VDE 0551 or taken from batteries or rechargeable batteries. Appliance with protective extra-low voltage up to 25 V.

Degrees of protection.

Lights which do not specify the degree of protection have IP20 in accordance with DIN 40050.

IP20 Protection against solid foreign bodies (Ø >12.5 mm), no protection against water

IP44 Protection against solid foreign bodies (Ø >1 mm), protection against splash water on all sides

IP45 Protection against solid foreign bodies (Ø >1 mm), protection against water jets (nozzle) from any angle

IP54 Dust protected, protection against splash water on all sides

IP65 Dustproof; protection against water jets (nozzle) from any angle.

IP67 Dustproof, protection against temporary immersion in water



IP44 when installed



IP45 when installed



IP65 when installed

Safety symbols.



Maximum surface temperature in case of fault

Lights to be used indoors only.
Not to be used outdoors!

Do not use components that impede thermal radiation.

Waste of Electrical and Electronic Equipment.
Do not dispose of in residential waste!

Driver, converts alternating current to direct current

Voltage supply.

SELV Safety Extra Low Voltage

Independent operating unit for use outside of light without additional cover.

Short-circuit proof with safety isolation

The Bluetooth® word trademark and logos are registered trademarks of Bluetooth SIG, Inc., and Häfele Lighting uses these trademarks under licence.
Other trademarks and names are the propriety of their respective owners.

Installation rules for lights in bathrooms in residential areas.

If lights are being installed in rooms with a bathtub, shower and washbasin, the areas and degrees of protection listed below must be noted when selecting the products with regard to protection from moisture and water. Selection and installation must take place in such a way that danger from electrical current can be ruled out.



Details and illustration based on VDE 0100-701. No liability accepted for correctness. Consultation of specialist literature or trained specialists advisable.

Area 0/degree of protection IPX7:

Interior of the shower tray or bathtub, which fills with water when the drain is closed. In this case only low-voltage systems may be used that are IPX7 certified and explicitly approved for the tray/tub interior. Products such as this are not shown in the catalogue! The driver and the plug connections may only be in zone 3.

Area 1/degree of protection min. IPX5:

Height:
From finished floor to a height of 2,250 mm or to the height of the water outlet, if this is higher. Only low-voltage systems up to a maximum of 60 V DC may be used here.

Area:
If a tray/tub is present, directly above and directly below zone 0.
Or if no tray/tub is present, within a radius of 1,200 mm around the water outlet in its idle position. If open partition walls are present, the thread size is 600 mm and is led from the partition wall (the corner facing the water outlet) around the wall. Zone 2 does not exist for showers without a tray. Drivers and plug connections may only be in zone 3.

Area 2/degree of protection min. IPX4:

Follows area 1. Applies to surfaces around a bathtub or shower partition walls with a depth of 600 mm and a height of 2,250 mm or up to the height of the water outlet, if this is higher.
If water jets are possible, e.g. from water nozzles for massaging, degree of protection IPX5 is required!
The driver and the plug connections may only be in zone 3.

Area 3/degree of protection IPX0:

Everywhere outside areas 0, 1 and 2.

Wash basin:

There is no German standard for the area around the washbasin. Bathrooms have been protected with leakage current protection switches since 1984, therefore an electrical installation around the washbasin is permitted. If you have a bathroom or toilet without a leakage current protection switch, please consult a trained specialist. A pragmatic option is to treat a radius of 600 mm around the water tap like zone 2.

Glossary.

Binning

During industrial manufacture, LEDs differ from each other with regard to colour, luminous flux (brightness) and forward voltage. In order to achieve consistent light quality with the same brightness level and a uniform light colour, they are therefore sorted according to colour, luminous flux and forward voltage and separated into bins (“containers”) during manufacture. This sorting process is known as Binning. Häfele Lighting exclusively uses bins with a high brightness level in order to guarantee high efficiency.

COB

See **LED**

Colour rendering index CRI

The colour rendering index is a parameter that can be used to compare the colour rendering quality of light sources at the same colour temperature. The higher the value, the better the colour rendering. A value of 100 corresponds to the colour rendering of daylight.

Constant current technology

The same current flows through each LED. That means that the brightness of all LEDs is the same, and a **drop in luminous flux** is prevented.
This increases the maximum visual strip length (LED 3150/3151/3152/3153).

Drop in luminous flux

The brightness of the LEDs on LED strip lights decreases with the length of the strip light due to the increasing resistance of the copper tracks. A drop in luminous flux of up to 30 % from the first to the last LED is not significantly perceived by the human eye. For this reason, Häfele Lighting specifies a **maximum strip light length** for this visual value. Generally, it is possible to operate strip lights with longer lengths, but a difference in brightness will be visible. Exception: The LEDs of the strip lights with constant current technology (LED 3150/3151/3152/3153) are almost identical.

Energy efficiency class

The energy consumption of light sources is presented in classes from A to G in accordance with Regulation (EU) 2019/2015. Excluded are non-white light sources (e.g. RGB) and light sources with a luminous flux of less than 60 lumens.

Energy consumption

The energy consumption describes the electrical power that a product consumes during operation.
It is usually specified in Watts (W), and is a key criterion for evaluating the energy efficiency of a product.

The current **EU regulation 2019/2015** applies. Manufacturers must register products in the **EPREL database** (European Product Registry for Energy Labelling) and provide detailed information about energy consumption, luminous efficiency (lumens per Watt), the life time and other technical characteristics. It is specified on the EU energy label from A (very efficient) to G (less efficient).

With some of the products, a sustainable design concept is used, so that we are able to remove and replace the light source from the lights without causing destruction in the event of a defect.
These lights are therefore considered a “surrounding product” and do not require an energy label. Furthermore, lights with less than 60 lm are exempt from the registration requirement.

Human Centric Lighting (day-dependent light colours)

Light influences well-being and the productivity of the users. One of the goals of light planning is therefore to adapt the brightness and the colour temperature to the needs of the person. It is about the Human Centric Lighting planning concept. As well as the function of the room, the time of day of use plays an important part. The rule of thumb for rooms with a working function or for early times of day: cold and bright light supports high levels of concentration and productivity (the production of melatonin in the body is suppressed). Well-being areas or a late time of day require warm, dimmed light in order to support the relaxation process of the users.

The following Häfele Lighting products are suitable for the requirements of Human Centric Lighting:
- Tunable white lights make it possible to change the colour temperature
- Häfele Connect makes it possible to control the colour of tunable white lights and set up daylight-dependent lighting scenes.
- LED 3104 is available with pronounced warm white (2,200 K) and pronounced daylight white (6,500 K).

Illuminance

The illuminance is the **luminous flux** (lm) in relation to a surface (m^2) and it is indicated in Lux (lx). It is used to measure the brightness with which a surface is illuminated.

LED

A light-emitting diode (LED) is a semi-conductor element that emits light when electricity passes through it. This semi-conductor element consists of a crystal which is attached to a metal holder and encapsulated with a phosphor layer, which converts the light that is generated into white light. COB LED’s generate extensive light. This is achieved by placing several small LEDs in close proximity to each other and covering them with a phosphor layer.
COD LEDs are used in point lights or linear lights (strip lights).

Life time

Specified in operating hours. The life time mainly depends on the warming of the products. The hotter the environment, the shorter the life time. The replacement rate in years is calculated from the total life time and the average operating time per annum.
The following table can be used as a planning aid. The specified life time relates to L70/B50.

Indoor use	Annual operating time (EN 15193) hours	Renovation rate in years	Life time installation Hours
Office	2,500	20	50,000
Education	2,000	25	50,000
Hospital	5,000	10	50,000
Hotel	5,000	10	50,000
Restaurant	2,500	10	25,000
Shop	5,000	10	50,000

Glossary.

Life time Lx/By

The service life is specified in hours. L represents the proportion of the original luminous flux that is still radiated by the light after the service life. B represents the affected lights in percent (not a complete failure, but the proportion of lights that undershoot the value from L).

Example of life time L80/B10 >50,000 hrs.:
After a life time of at least 50,000 hours, the light still radiates 80 % of its original luminous flux. Of 100 lights of the same type, 10 lights undershoot this amount of luminous flux (10 %).

Light colour and colour temperature

See **chapter Light effects and lighting technology**

Light permeability

Ratio of transmitted light to incidental light. An ideal transparent body has light permeability of 100 %.

Lumen

See **luminous flux**

Luminous efficiency

The luminous efficacy is the ratio of the luminous flux and the wattage absorbed. It is used to measure the operating efficiency of the light source. It is indicated in Lumen per Watt (lm/W).

Luminous flux

It is indicated in Lumen (lm). The luminous flux indicates the light output, i.e. the quantity of light a light source emits. The value may be subject to measurement and production-related fluctuations of ± 10 %.

Lux

See **illuminance**

Memory function

The most recent status of the switch or distributor (on/off, and optionally the dimming level and light colour) is saved. The memory function “after currentless” means that the most recent status is saved despite prior disconnection from the mains voltage. When using components with Häfele Connect, the last status or a **user-defined** status for each channel and for each mesh-capable component can be defined via the app for the status of the component after disconnection from the mains.

Monochrome

Häfele Lighting designates white light that is emitted by a single-colour LED as monochrome light. Physically, the white light consists of different wavelengths, but to the viewer it looks like monochrome white light. Monochrome lights are available in different light colours/colour temperatures from warm white to daylight white. Single-colour red, blue or green light emitted by a single LED is also referred to as monochrome, and physically consists of just one wavelength or a very narrow spectrum of wavelengths.

Refraction angle

The specified beam angle (half-value angle) defines the idealised cone-shaped area in which the illuminance is at least 50 %. The full illuminance is achieved at the centre of the cone.

RGB

The light colour RGB is the abbreviation for red, green and blue. More than 16 million colour combinations are mixed from the three basic colours with Häfele Connect.
Note: If only one cable of the RGB adapter is connected to a standard 6-way distributor with switching function, the light can be operated as a monochrome light with a single light colour (e.g. red, green or blue). No other Häfele Connect component is required apart from the adapter.

RoHS – Lead in products

Häfele Lighting products are lead-free and comply with the RoHS Directive. RoHS is part of CE conformity.
All Häfele Lighting products are CE compliant. Häfele Lighting does not advertise the CE conformity in its catalogues, since only CE compliant products may be offered. The declaration of conformity is available online at www.hafele.com

Shortening or connecting LED strip lights

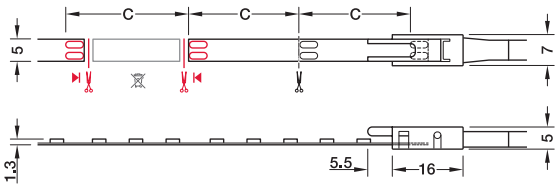

C = Cut length

Connecting LED strip lights (red)
Two contact sides are required

Transmittance

See **light permeability**

Tunable white

The tunable white light colour is continuously mixed with Häfele Connect from two monochrome light colours (e.g. warm white and daylight white).
Note: If only one cable of the tunable white adapter is connected to a standard 6-way distributor with switching function, the light can be operated as a monochrome light with a single light colour (e.g. warm white or cool white). No other Häfele Connect component is then required apart from the adapter.

Visual strip light length

See **Drop in luminous flux**

Technical questions | FAQs.

What is the life time of the products in permanent operation?	Häfele Lighting drivers (Pro) >50,000 hrs. at max. ambient temperature (40 °C/45 °C), wall plug drivers and drivers with a switching function 30,000 hrs. at an ambient temperature of max. 40°C. Provide for sufficient air supply and circulation at the mounting location of the driver. At an ambient temperature <30° C, the life time is doubled. Häfele Lighting LED strip lights (Pro) >50,000 hrs. at an ambient temperature of max. 45 °C. Cooling with an aluminium profile is recommended from 9.6 W/m.

Illuminating.

If the illuminance of an LED strip light measured with or without a diffuser?	The illuminance is measured at the LED strip light without a diffuser and without a profile, since the profile and the diffusers can be combined with the strip lights in a variable way. With diffusers the light permeability is specified in order to be able to estimate the loss. In case of doubt, we recommend carrying out a test to check out the effect of profiles.
Which LED strips are suitable for 24/7 permanent operation?	In order to guarantee years of problem-free operation, we recommend using an LED strip light from the Pro product range (constant current strip lights are optimal) in an aluminium profile.
How do I clean an LED strip light?	LED strip lights without a silicone sleeve do not require cleaning. Silicone strip lights can be wiped down with a damp antistatic cloth. Scouring agents and aggressive cleaners can destroy the surface and attack the LEDs.
Can an LED flexible strip light be used behind acrylic glass?	This may be so, but the acrylic glass amplifies the minimal colour differences between the LEDs (binning) many times, making the smallest colour deviations more visible.
How is consistent bulb light colour guaranteed?	Häfele Lighting places high demands on the selection of the materials. High-quality and durable LEDs from Cree and Lumileds are used in the majority of Häfele Lighting LED strip lights. Setting very tight quality specifications ensures not only luminous flux and breakdown voltage, but also consistent light colour for follow-up purchases.
Can Häfele Lighting lights be used in caravans/boats/cars?	Voltage fluctuations may occur in the on-board power supply. Häfele Lighting products are designed for a voltage tolerance of ±5 % in relation to the nominal voltage of 12 V or 24 V. Should higher voltages occur for extended or even brief periods, a voltage stabiliser/smoother must be used in addition on site in order to prevent dangerous overheating or damage to the light. Special LED strip lights with constant current control from our product range can be used without voltage stabilisers/ smoothers. The requirements with regard to electromagnetic compatibility must also be observed during installation. These are defined in Regulation No. 10 of the Economic Commission for Europe of the United Nations (UN/ECE R10)
Are Häfele Lighting lights suitable for use in museums?	Yes, mainly LED lights are currently used for new installations in museums. The advantages are the complete avoidance of ultraviolet radiation and a very low proportion of IR radiation (thermal radiation).
Can I use Häfele Lighting lights in saunas and bathrooms?	Yes. This applies to all lights which provide protection of at least IP44 (preferably IP67) when installed. This is sufficient for many applications. LED silicone strip lights are IP44 protected as well. However, it must be ensured that the driver and mains lead are dry. Attention must also be paid to the maximum ambient temperature. See installation rules for bathrooms in residential areas, page 130.

Controlling wired.

How can sensor switch malfunctions be avoided?	Check for correct switch installation.
Can Häfele Lighting lights also be operated with multiple switches?	Yes, please use the multi switch box to do this. Up to three switches can be connected to the multi switch box.
Can the multi switch box, the multi driver box and the 3-way distributor with switching function be connected in series multiple times?	No, because the signals can no longer be transmitted properly.

Technical questions | FAQs.

Controlling wireless.

Is Häfele Connect compatible with previous Loox generations?	Yes, please use appropriate adapters. You can find more information under “Help & user manual” in the Connect Mesh App
What is EasyPairing	This operation mode without an app allows an initial level of connectivity functions: coupling and control by sensors without an app. All lights are part of the same group (on/off/dimming level/light colour). Ideal for individual pieces of furniture, simple lighting controls and “standalone solutions”.
Is the Bluetooth® connection in the Connect Mesh network secure?	Yes, every Mesh data package ensures that the identity of the user is protected. The data package does not contain values such as source and target addresses.
Can I back up my network?	Yes, this is possible and is recommended. The network can be backed up using various options via the export function in the Connect Mesh App. For more information, see the operating instructions or the help in the Connect Mesh App.
Can I share the network with other users?	Yes, that is possible. The export/import function within the Connect Mesh app is used for this purpose. For more information, see the operating instructions or the help in the Connect Mesh App.
Can you switch off a light scene?	A light scene represents a defined condition. In this way, a light scene is always activated (or switched on). Switching off the light requires another defined status with switched off lights. This can be set via the scene or by means of group switching.
What is the service life of the battery?	The life time is 3-5 years, depending on the number of switching cycles.
Where can the battery status be read off?	The battery status is shown in the Connect Mesh app.
How does the reset of Häfele Connect components work?	Basically, there are two ways of performing a reset. The first and preferred option is the reset using the Connect Mesh App. Here you can select and reset the device in the Connect Mesh App. ATTENTION: A reset deletes all device settings (i.e. assignment to groups, scenes, schedules, etc.). If the device is not accessible or has not been woken up in the case of battery-operated devices, the Connect Mesh App can forget the devices. This deletes the device from the Connect Mesh App, but does not reset the hardware. In this case, the device can be reset using the reset button. The reset button must be pressed for more than 8 seconds in this case. The reset can also be carried out using a magnet in the case of ceiling lights. Devices without a reset button must be reset in the Connect Mesh App using Expert mode. General and supplementary information can be found under the “Help & User Manual” heading in the Connect Mesh App.
2-channel interface: can consumers be dimmed?	The interface is exclusively for on/off switching functions.
Why is the LED of the Connect Mesh 6-way distributor continuously on?	The distributor is coupled and ready for use.
Why is the LED of the Connect Mesh 6-way distributor flashing?	The distributor is ready for coupling (provisioning).
What is the range of my Connect Mesh network?	The range specification applies if there is unobstructed visibility. Obstacles and electromagnetic interference sources can reduce the range. The Bluetooth®range of a single device is up to 10 m. The range can be significantly increased in the network connection, since the individual mesh devices communicate with each other multi-directionally.

Controlling.

Can multiple distributors be cascaded?

Yes, the only restrictions are the wattage of the driver and the maximum lead length of 10 m from the driver to the light.

Can multiple 6-way distributors with a switching function be cascaded?

Yes, and switches can also be used. The switch of the first box becomes the main switch.
Note: only the last level in a cascade can contain dimmers.
Dimmers at a higher level would interfere with the switching function of the downstream distributors.

How long may the lead between the driver and the device be?

The maximum lead length from the Häfele Lighting driver to the consumer is 10 m.
Due to long cable lengths in conjunction with large loads (strip light lengths), voltage losses occur in the cable. These lead to visible loss of brightness in the lights. The illuminance listed with the lights has been determined with the rated output voltage of the driver.

Can 12 V and 24 V lights be used on the same distributor?

No, only with an appropriate converter.

What does AWG mean in the specification of cables?

AWG stands for American Wire Gauge.
It is the coding for wire diameters in electrical leads that are mainly used in North America. This identifies the cross-section of wires in electrical leads that consist of strands and wire.

What is the current carrying capacity of a cable?

Häfele Lighting allows the following current carrying capacity and wattage (at a max. ambient temperature of 45° C):

Type of cable	24 AWG	22 AWG	20 AWG	18 AWG
Cable cross section	0.21 mm^2	0.33 mm^2	0.518 mm^2	0.823 mm^2
Current carrying capacity	1.5 A	2.5 A	3.5 A	5.0 A
Voltage	24 V	24 V	24 V	24 V
Wattage	36 W	60 W	84 W	120 W

The cable type is printed on the sheathing of the cable.

Supplying.

May I use drivers from other manufacturers?

In order to ensure the safety and functionality of the installation, only Häfele Lighting drivers or drivers which have been expressly approved by
Häfele Lighting may be used. If a qualified electrician installs the system,
Häfele Lighting products may also be connected and coupled with on-site electrical equipment. However, we explicitly point out that these tasks must be performed by a qualified electrician.

Why do the lights have to be plugged in first before the driver is connected to the mains voltage with the mains lead?

If the driver is connected to the mains voltage first, electrical power is output at the secondary side, which leads to overvoltage and therefore damage to the lights if they are connected.

Why does my LED light flash?

Flashing is a sign of overloading.
Use a driver with higher power or reduce the number of devices.

How do I create an inspection opening in the cabinet?

Tip: install the drivers/distributors in the furniture plinth or above the cabinet top (with cover). Provide bases or cabinet tops with an opening and cover them with an additional removable positive-fitting shelf.
Only the shelf needs to be removed for inspecting.

Accessories.

Which expansion options are possible?

The Häfele Lighting System can be extended with charging stations (USB and inductive).

Web links.

www.hafele.com
www.hafele.com.de/en/lighting
https://www.youtube.com/@HaefeleDE/playlists

Image credit.

Philipp Funke, Zurich (CH) Page 17; 18
Häfele/Fotostudio Huber, Alexander Huber, Nagold Page 16; 19; 49
Gordon Koelmel Page 19
Andi Wimmer Page 17
Silas Jean-Pierre Bubser Page 14; 15; 18
Tom Wahl Page 49
Valentin Mühl Page 2/3; 8/9; 24/25; 28/29; 32/33

Imprint.

Reprinting of this catalogue in whole or in part, the copying or imitation of any illustrations and the imitation of the layout are strictly prohibited.

The technical descriptions and dimensions in this catalogue, including the photographs and drawings, are non-binding.
We reserve the right to alter specifications without notice.
All dimensions in mm, unless stated otherwise.
All technical specifications are subject to a component and/or type-related tolerance of 10 %.
Files for light calculations and illustrated installation instructions can be found on our website with the respective product.

All deliveries are made pursuant to the Häfele conditions of sale, delivery and payment, which can be inspected at www.hafele.com.

Issued by:
Häfele SE & Co KG
Adolf-Häfele-Straße 1
D-72202 Nagold

Phone +49(0)74 52 / 95-0
Fax +49(0)74 52 / 95-2 00
Internet: www.haefele.de
E-mail: info@haefele.de

Concept and design:
Bruce B. corporate communication GmbH
Augustenstr. 87
70197 Stuttgart

www.bruce-b.com

August 2025
© by Häfele Nagold.
All rights reserved.
Printed in Germany.
Imprimé en Allemagne.

Eco-printing inks with binders made of renewable raw materials and water-based varnishes have been used to print this brochure.

PDF only – 10/25 | V1 24.10.2025

Notes | Space for your ideas.

Maximising the value of space. Together.

Häfele SE & Co KG | Postfach 12 37 | Adolf-Häfele-Straße 1 | D-72202 Nagold
Phone +49(0)7452 / 95-0 | Fax +49(0)7452 / 95-200 | E-Mail info@hafele.com.de

www.hafele.com

PDF only – 10/25 | V1 24.10.2025